



Memorandum

Date: 10/25/2024
To: Honorable Mayor and Councilmembers
From: Dennis Jaw, Interim Director of Finance
Subject: Investment Report Third Quarter 2024

Pursuant to the California Government Code Section 53646, attached is detailed information on all securities, investments, and moneys held by the City. I hereby certify that the City's portfolio complies with the City's adopted Investment Policy and the reporting requirements of State Law Section 53607, and that sufficient funds are available to meet expenditure requirements for the next 6 months, ending March 2025.

A handwritten signature in blue ink, appearing to be "DJ", written over a horizontal line.

Dennis Jaw, Interim Director of Finance

cc: Timothy J Kirby, City Manager
Sarah Johnson-Rios, Assistant City Manager

TOTAL PORTFOLIO EVALUATION - THIRD QUARTER 2024

DESCRIPTION	FY 2024/2025 Quarter 3 09/30/2024	FY 2023/2024 Quarter 2 06/30/2024	FY 2023/2024 Quarter 3 09/30/2023
CORE PORTFOLIO MARKET VALUE	\$830,183,669	\$825,115,005	\$798,939,465
LAIF PORTFOLIO MARKET VALUE	\$13,298,864	\$18,094,702	\$22,433,044
TOTAL PORTFOLIO MARKET VALUE	\$843,482,533	\$843,209,707	\$821,372,509
MONEY MARKET - US BANK SWEEP ACCOUNT	\$16,971,133	\$43,173,112	\$18,567,677
TOTAL PORTFOLIO AND SWEEP BALANCE	\$860,453,665	\$886,382,819	\$839,940,186
AVERAGE LIFE OF PORTFOLIO (DAYS)	1,111	1,087	1,030
CITY - WEIGHTED PURCHASE YIELD	3.31%	3.20%	2.76%
CITY - WEIGHTED MARKET YIELD (Current Period)	3.93%	4.88%	5.29%
STATE (LAIF) POOL YIELD (Current Period)	4.58%	4.48%	3.53%
MONEY MARKET SWEEP AVG RATE OF RETURN	4.71%	4.90%	4.94%
90 DAY T-BILL RATE (Current Period)	4.63%	5.36%	5.45%
VARIANCE FROM CITY YIELD	-0.70%	-0.48%	-2.69%
1 YEAR TREASURY RATE (Current Period)	4.01%	5.12%	5.46%
VARIANCE FROM CITY YIELD	-0.08%	-0.24%	-2.70%
TREASURY YIELD WITH SAME AVG LIFE AS PORTFOLIO	3.86%	4.26%	4.97%
VARIANCE FROM CITY YIELD	0.07%	0.62%	-2.21%
INTEREST EARNED	7,395,202	6,644,924	5,539,054
REALIZED GAIN/LOSS	(600,354)	(1,156,188)	(1,059,873)
LAIF INTEREST INCOME	193,763	204,162	282,184
MONEY MARKET INTEREST INCOME	260,217	444,910	365,093
TOTAL INVESTMENT INCOME	7,248,829	6,137,808	5,126,458
TOTAL INVESTMENTS MATURING WITHIN 0 TO 1 YEAR	\$110,409,579	13.09%	13.58%
			9.59%
TOTAL INVESTMENTS MATURING WITHIN 1 TO 3 YEARS	\$277,040,012	32.84%	34.54%
			45.84%
TOTAL INVESTMENTS MATURING WITHIN 3 TO 5 YEARS	\$434,308,717	51.49%	48.90%
			42.48%
TOTAL INVESTMENTS MATURING OVER 5 YEARS **	\$21,724,225	2.58%	2.98%
			2.08%
TOTAL	\$843,482,533	100.0%	100.0%
		100.0%	100.0%

** In accordance with Government Code 53601, the City Council, as part of the City's investment program, granted express authority to invest in US Treasury and US Agency and Government Sponsored Enterprise securities with final stated maturities up to seven years. No investment shall be made in any other security type that at the time of investment has a term remaining to maturity in excess of five years unless granted express authority by the City Council to do so. Purchase yield is the annualized earnings rate expected to be earned based upon the assets currently owned. It assumes reinvestment at the same rate. Market yield is the annualized earnings rate expected to be earned if the asset is purchased on the date of this report.

INVESTMENT REPORT BALANCE BY FUND

FUND	FY2020/21				FY2021/22				FY2022/23				FY2023/24				FY2024/25
	Q3	Q4	Q1	Q2	Q3	Q4	Q1	Q2	Q3	Q4	Q1	Q2	Q3	Q4	Q1	Q2	Q3
General	\$ 93,279,473.95	\$ 100,911,470.42	\$ 108,507,001.34	\$ 107,654,223.35	\$ 81,723,213.64	\$ 113,603,342.15	\$ 120,843,326.47	\$ 149,024,531.57	\$ 84,551,042.98	\$ 131,204,756.08	\$ 140,260,623.78	\$ 168,365,165.68	\$ 142,501,682.80	\$ 157,013,962.41	\$ 144,173,472.49	\$ 172,122,809.34	\$ 150,641,089.30
Wastewater	56,166,747.46	63,550,556.97	59,915,722.16	69,310,185.78	84,641,558.46	83,730,224.07	88,689,823.35	87,954,237.15	91,510,862.94	96,733,235.65	104,673,035.14	88,085,510.56	88,030,629.05	89,472,756.49	77,425,299.95	64,116,200.21	80,353,545.33
Water	71,006,740.63	73,803,155.67	76,881,179.31	74,968,654.47	83,952,927.01	83,910,605.30	86,599,983.85	85,211,115.72	81,120,321.58	83,642,812.79	86,995,862.50	91,123,666.27	87,197,289.29	96,081,350.98	94,052,749.17	92,743,506.09	93,988,936.16
Solid Waste	21,211,433.48	13,068,022.81	14,376,110.22	18,410,498.96	21,108,064.61	17,322,812.95	21,307,755.20	15,359,384.23	10,650,464.96	8,165,915.44	10,395,970.19	13,442,322.71	15,020,662.58	23,152,605.30	20,131,963.65	12,724,461.25	20,779,759.22
SMaRT Station	5,912,518.33	7,699,912.81	10,630,302.94	3,898,792.25	5,860,049.35	7,556,654.20	7,175,354.28	4,906,948.70	5,094,003.82	5,143,071.88	5,077,679.04	3,945,498.67	(2,483,865.98)	(4,211,267.62)	(6,164,719.79)	(94,681.49)	(6,389,782.30)
Development Enterprise	56,747,257.72	56,484,203.38	56,485,757.09	54,940,799.72	61,619,199.84	60,261,062.93	59,285,388.19	56,228,807.67	56,024,613.39	61,864,849.91	65,134,288.60	61,135,235.81	63,222,450.54	63,842,746.28	58,239,149.35	58,603,434.75	61,381,050.04
Community Recreation	(73,178.82)	400,762.83	397,970.86	1,011,930.99	1,553,828.51	2,008,126.33	3,117,182.74	3,181,214.53	2,732,284.79	2,495,200.46	4,364,046.78	4,120,368.03	3,799,428.97	4,278,597.15	5,245,041.34	5,428,966.32	5,721,725.13
Internal Service	55,679,733.00	55,287,211.10	59,567,728.09	63,905,415.66	9,187,318.80	15,545,197.09	40,129,284.86	41,234,241.37	55,414,257.38	56,737,184.59	52,403,394.04	50,539,152.12	6,293,779.15	4,729,391.19	44,154,949.39	47,936,657.26	33,748,432.31
Capital Projects	88,731,272.83	89,338,521.76	85,681,216.03	69,052,173.82	105,383,781.13	67,802,531.80	65,125,625.22	62,819,650.53	101,706,484.60	96,928,548.32	100,054,005.38	99,817,656.59	105,758,212.95	101,338,646.06	103,143,230.90	101,365,838.25	109,794,545.56
Infrastructure Renovation & Replacement	72,181,300.50	71,612,658.81	56,069,087.85	66,311,139.31	70,713,497.60	66,842,392.10	62,193,575.11	72,723,846.72	71,005,141.57	70,181,256.09	77,744,439.35	82,612,659.76	90,789,654.10	90,094,429.19	87,729,144.57	82,148,946.56	82,938,116.47
Housing	56,709,915.75	58,036,944.33	57,598,873.70	57,212,402.82	63,364,278.72	56,823,835.63	65,706,687.06	72,632,069.63	77,066,438.90	80,791,335.65	81,636,364.55	78,550,450.82	74,828,611.23	71,754,501.88	70,400,660.28	63,878,948.32	72,272,655.50
Park Dedication	101,250,151.19	102,203,606.66	96,969,167.41	88,362,417.94	79,672,284.30	90,512,919.68	85,249,139.16	80,319,525.49	95,359,109.19	110,950,421.68	113,110,872.39	116,057,682.35	115,324,915.23	110,844,350.00	108,743,156.26	106,586,617.95	105,081,175.81
Home & Community Block & PHLA Grants	1,263,365.50	1,217,623.88	797,781.02	1,006,809.27	1,583,405.65	651,524.59	1,282,145.09	858.06	1,701,008.22	603,399.69	853,371.68	702,412.48	1,255,222.21	573,828.19	434,387.33	813,410.46	802,242.54
Employment Development	716,443.20	226,953.11	(1,420,908.74)	(824,238.44)	(899,021.97)	(1,732,992.45)	(2,652,499.35)	(2,004,327.56)	(1,692,654.32)	(723,915.95)	(1,170,180.81)	(1,572,929.45)	917,275.56	(1,388,281.36)	(993,356.16)	(844,981.61)	(1,146,643.98)
Parking District	737,969.03	733,777.69	794,843.79	796,766.55	845,907.98	775,803.51	833,006.89	850,722.85	810,974.49	823,786.47	933,579.41	942,345.95	968,759.73	940,812.17	1,033,267.45	1,088,348.73	1,080,965.22
Gas Tax Street Improvement	6,824,852.66	7,042,296.03	7,008,222.74	7,280,664.21	8,175,344.26	8,431,168.09	8,320,634.89	8,401,267.63	9,392,953.47	9,328,003.29	9,740,723.14	9,115,330.57	10,168,098.12	11,645,331.39	11,920,267.75	12,101,995.77	12,527,688.19
Road Maintenance & Rehab Account (RMRA)	4,226,276.27	4,647,531.12	5,190,593.67	4,866,853.74	6,257,919.23	6,897,454.61	5,450,373.30	5,819,115.59	6,681,849.21	6,164,509.45	6,907,094.17	7,189,599.73	8,414,538.40	9,240,294.84	10,186,089.64	10,271,076.27	9,814,536.99
VRP Local Road Improvement Program	958,970.37	1,420,773.14	1,334,307.46	2,303,011.12	2,290,782.66	2,291,199.85	3,131,437.21	3,018,607.80	3,069,009.69	3,138,697.49	4,029,458.68	3,896,187.88	4,087,479.59	5,141,550.79	5,170,229.10	4,799,276.07	4,476,710.36
Dorolou Swirsky Youth Opp Fund	563,985.59	577,918.59	565,723.16	555,790.36	542,972.22	534,555.61	527,439.60	510,276.83	510,602.14	532,342.48	536,891.67	519,798.47	535,026.34	529,384.41	533,954.78	532,199.85	525,437.55
Fremont Pool Trust Fund	1,096,850.98	1,123,948.23	1,100,230.31	1,080,912.79	1,055,983.80	1,041,795.87	1,026,849.09	993,435.64	994,306.13	1,036,641.56	1,045,498.95	1,012,213.04	1,041,866.55	1,030,879.94	1,039,779.89	1,036,362.48	1,023,194.12
Other Special Revenue	5,714,910.92	5,096,843.59	4,414,341.19	17,890,505.69	18,207,584.32	17,403,882.21	4,926,395.15	18,077,174.25	1,967,298.40	2,030,295.26	2,248,236.21	2,041,034.66	2,735,448.18	2,388,283.75	1,794,658.64	1,553,383.81	1,628,440.41
Other Trust & Agency Funds	1,912,864.97	2,136,217.40	2,971,168.71	7,541,784.22	(595,386.94)	(589,027.06)	2,731,090.33	3,429,067.53	775,677.06	1,159,831.74	1,306,018.81	4,088,625.76	965,344.57	3,150,909.17	(1,226,459.08)	4,296,930.36	2,438,712.91
TOTAL INVESTMENT PORTFOLIO	\$ 702,819,855.50	\$ 716,620,910.31	\$ 705,836,420.31	\$ 717,537,494.57	\$ 706,245,493.19	\$ 701,625,069.06	730,999,997.70	\$ 770,691,771.93	\$ 756,446,050.60	\$ 828,932,180.00	\$ 868,281,273.67	\$ 885,729,988.44	\$ 821,372,509.16	\$ 841,645,062.62	\$ 837,166,916.89	\$ 843,209,707.00	\$ 843,482,532.84

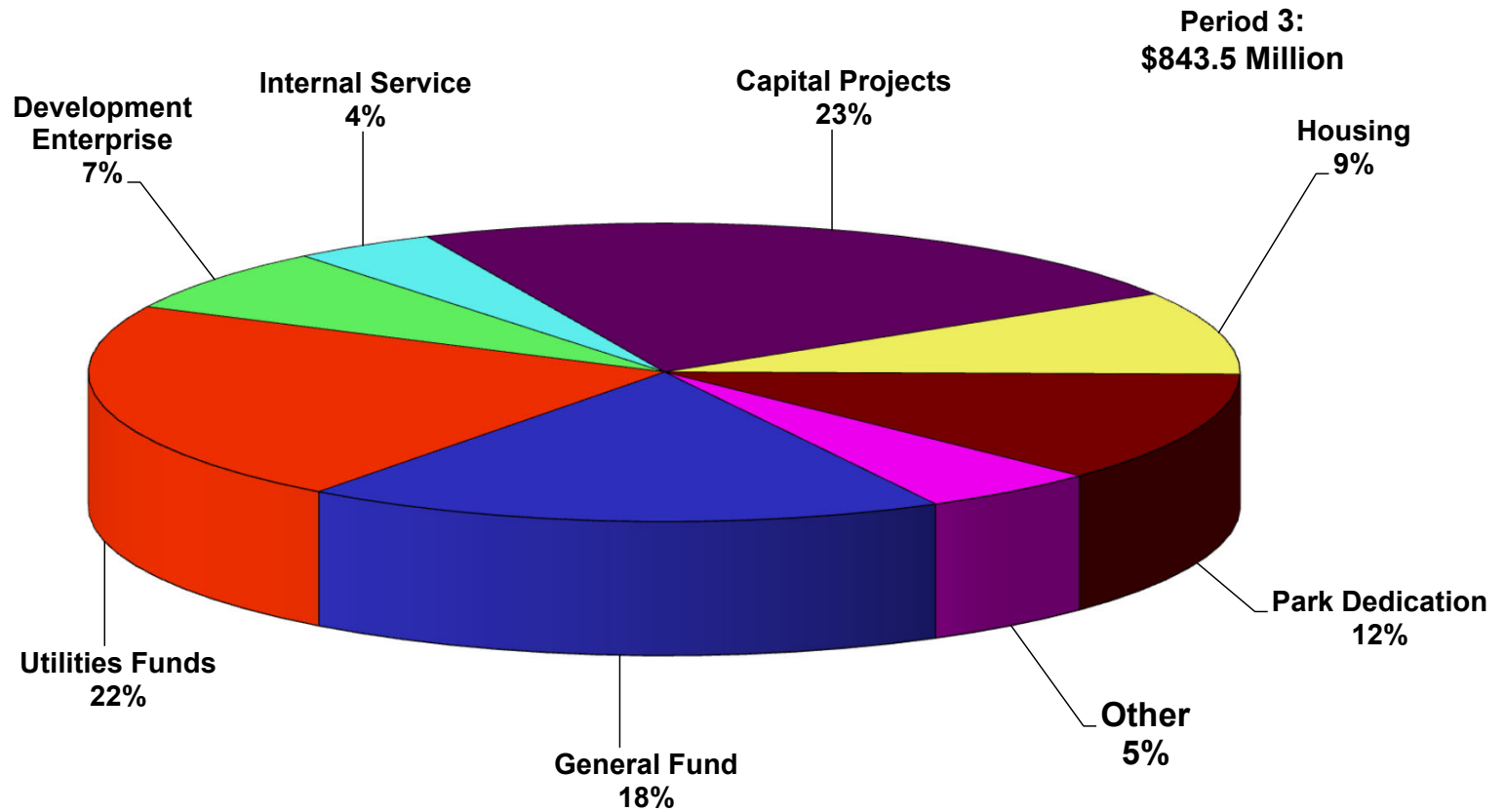
1. Quarter ending on calendar basis
 Q1: January 1 to March 31
 Q2: April 1 to June 30
 Q3: July 1 to September 30
 Q4: October 1 to December 31

2. Fiscal year: July 1 to June 30

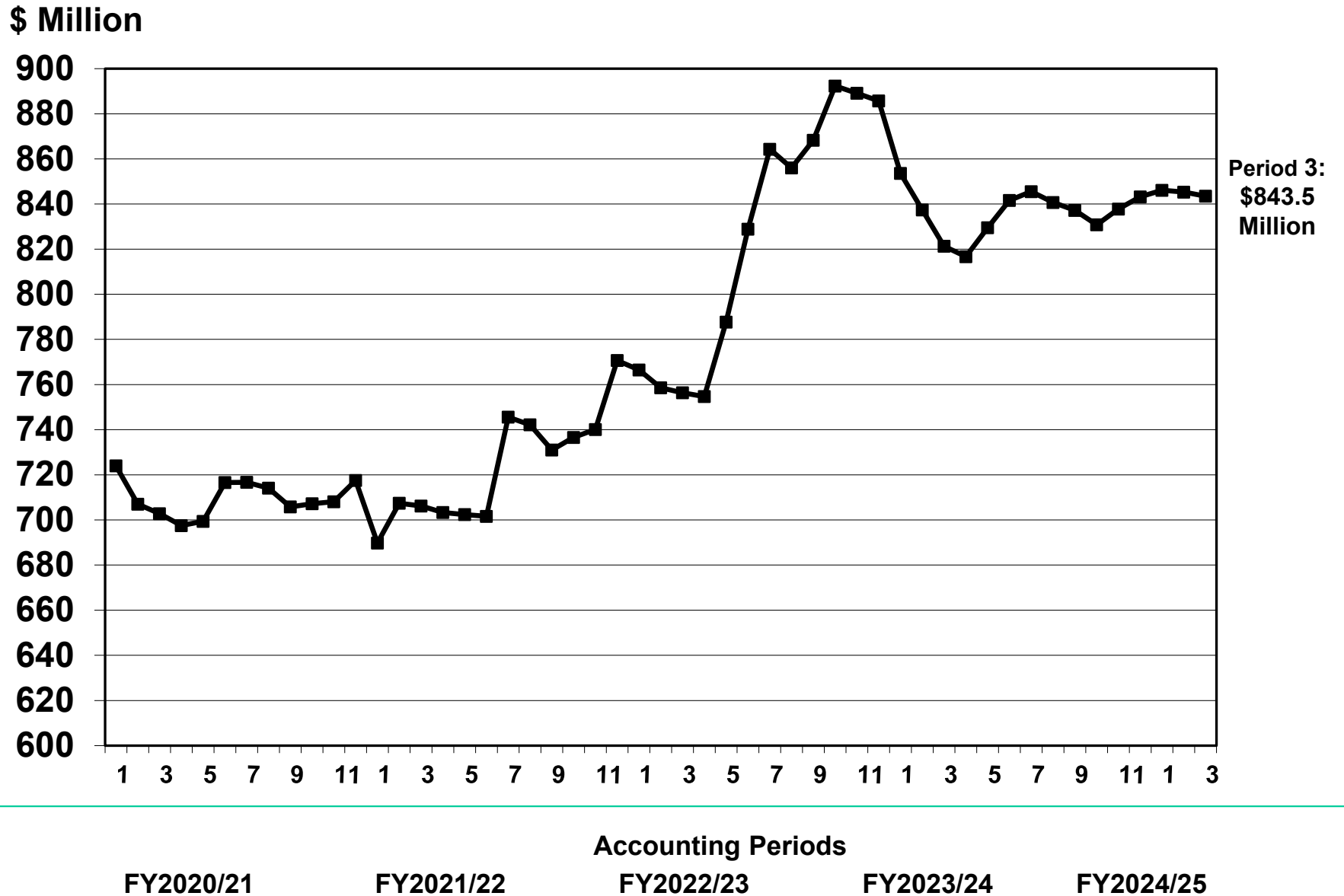
3. Other Special Revenue Funds are:
 2016 Measure B - Santa Clara VTA
 Asset Forfeiture
 CFD 3 Estates at Sunnyvale
 Disasters/Emergencies
 Police Services Augmentation
 Redevelopment Housing
 TDA Article 3 Funds
 Youth and Neighborhood Services

4. Other Trust & Agency Funds are:
 Citywide Donations
 Community Facilities District Agency Fund
 General Agency
 RDA Successor Agency Trust Fund

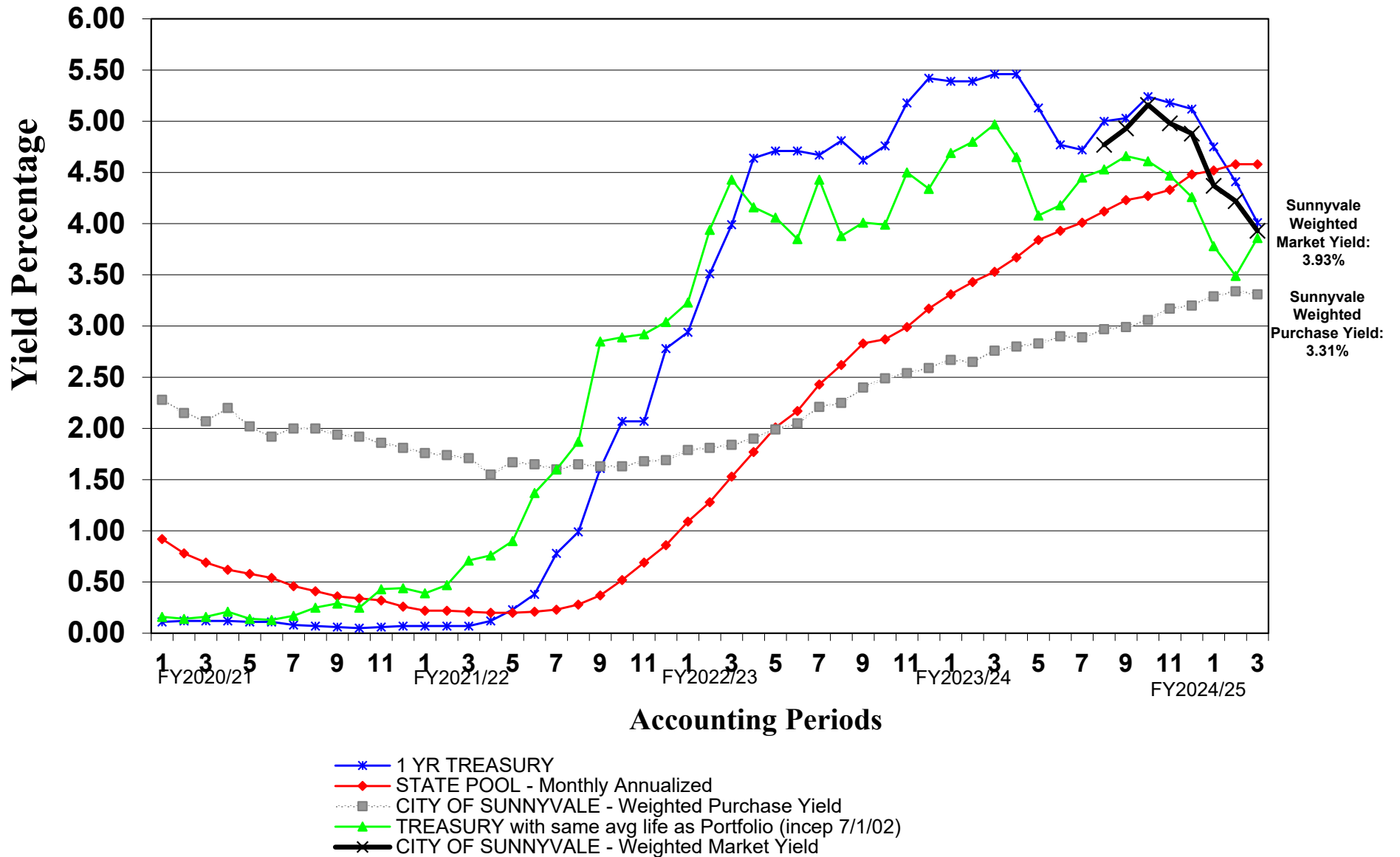
INVESTMENT PORTFOLIO BALANCE BY FUND/S THIRD QUARTER ENDING September 30, 2024



INVESTMENT PORTFOLIO PORTFOLIO BALANCE TREND



INVESTMENT PORTFOLIO COMPARISON OF ANNUAL YIELDS





PMIA/LAIF Performance Report as of 10/16/24



Quarterly Performance Quarter Ended 09/30/24

LAIF Apportionment Rate ⁽²⁾ :	4.71
LAIF Earnings Ratio ⁽²⁾ :	0.00012912073474208
LAIF Administrative Cost ^{(1)*} :	TBD
LAIF Fair Value Factor ⁽¹⁾ :	1.002061084
PMIA Daily ⁽¹⁾ :	4.58
PMIA Quarter to Date ⁽¹⁾ :	4.56
PMIA Average Life ⁽¹⁾ :	231

PMIA Average Monthly Effective Yields⁽¹⁾

September	4.575
August	4.579
July	4.516
June	4.480
May	4.332
April	4.272

Pooled Money Investment Account Monthly Portfolio Composition ⁽¹⁾ 9/30/24 \$161.6 billion

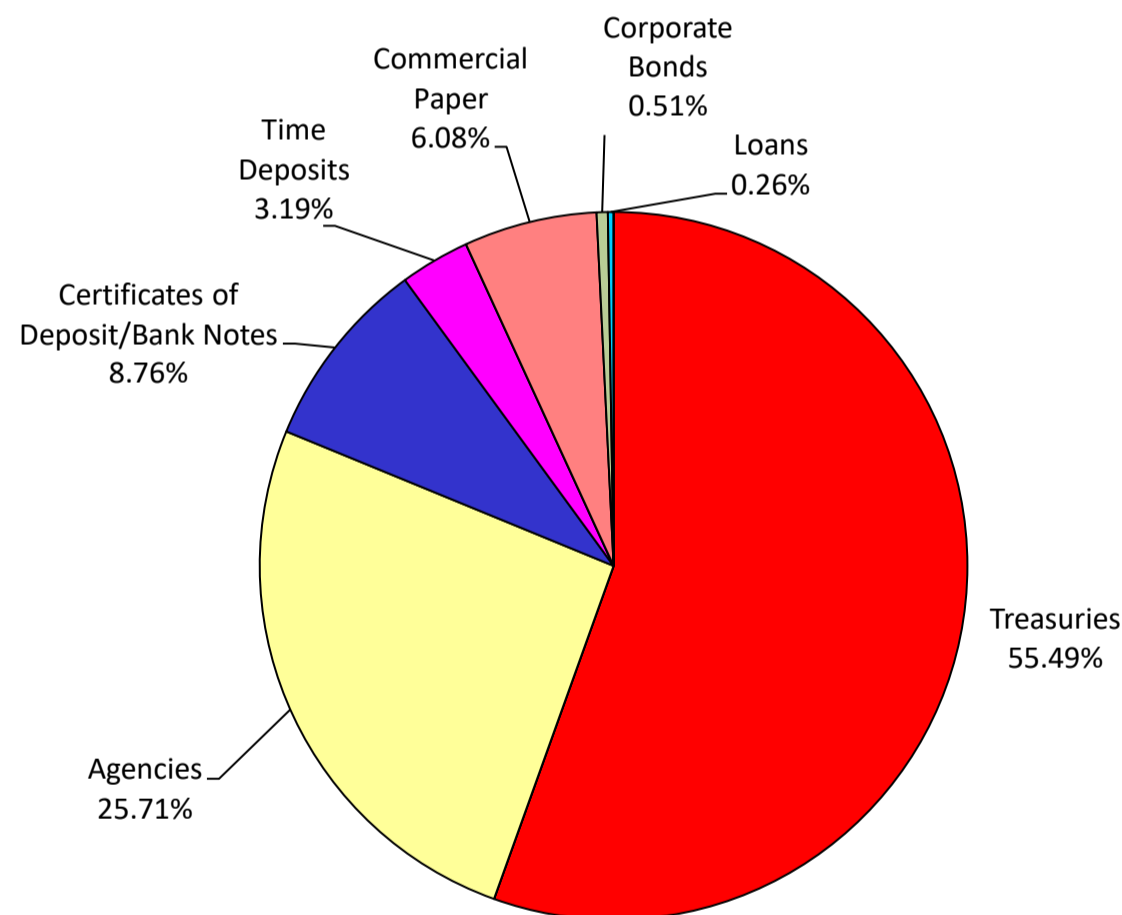


Chart does not include \$1,343,000.00 in mortgages, which equates to 0.001%. Percentages may not total 100% due to rounding.

Daily rates are now available here. [View PMIA Daily Rates](#)

Notes: The apportionment rate includes interest earned on the CalPERS Supplemental Pension Payment pursuant to Government Code 20825 (c)(1) and interest earned on the Wildfire Fund loan pursuant to Public Utility Code 3288 (a).

*The percentage of administrative cost equals the total administrative cost divided by the quarterly interest earnings. The law provides that administrative costs are not to exceed 5% of quarterly EARNINGS of the fund. However, if the 13-week Daily Treasury Bill Rate on the last day of the fiscal year is below 1%, then administrative costs shall not exceed 8% of quarterly EARNINGS of the fund for the subsequent fiscal year.

Source:

⁽¹⁾ State of California, Office of the Treasurer

⁽²⁾ State of California, Office of the Controller



MALIA M. COHEN
California State Controller

LOCAL AGENCY INVESTMENT FUND
REMITTANCE ADVICE

Agency Name SUNNYVALE
Account Number [REDACTED]

As of 10/15/2024, your Local Agency Investment Fund account has been directly credited with the interest earned on your deposits for the quarter ending 09/30/2024.

Earnings Ratio		.00012912073474208
Interest Rate		4.71%
Dollar Day Total	\$	1,500,637,218.94
Quarter End Principal Balance	\$	13,298,863.99
Quarterly Interest Earned	\$	193,763.38



P.O. Box 1800
Saint Paul, Minnesota 55101-0800

1752 TRN S Y ST01

106481145985960 S


CITY OF SUNNYVALE
456 W OLIVE AVE
SUNNYVALE CA 94086-7619

Account Number:

Statement Period:

Sep 3, 2024
through
Sep 30, 2024

Page 1 of 2



To Contact U.S. Bank

24-Hour Business

Solutions:

800-673-3555

U.S. Bank accepts Relay Calls

Internet:

usbank.com

FIRST AMERICAN TREASURY OBLIGATIONS SWEEP (Y SHARES)

This Account is NOT FDIC Insured.

Account Number

Account Summary

	# Items				
Beginning Balance on Sep 3		\$	14,381,039.55	Reinvested Dividend This Period	\$ 83,734.75
Deposits / Credits	1		83,734.75	Year-to-Date Reinvested Dividend	\$ 1,096,165.65
Investment Purchases	10		21,530,643.34	Average Amount Invested	\$ 21,650,659.65
Investment Redemptions	10		19,024,285.03-	Average Rate	4.70550%
Ending Balance on Sep 30, 2024		\$	16,971,132.61	Number of Days in Statement Period	30

Other Deposits

Date	Description of Transaction	Ref Number	Amount
Sep 30	Reinvested Dividend	300000128	\$ 83,734.75
Total Other Deposits			\$ 83,734.75

Investment Purchases

Date	Description of Transaction	Ref Number	Amount
Sep 3	Money Fund Sweep	Transfer From Checking	3000003488 \$ 1,539,018.97
Sep 4	Money Fund Sweep	Transfer From Checking	0300007730 1,000,789.83
Sep 5	Money Fund Sweep	Transfer From Checking	0400004868 1,309,459.21
Sep 6	Money Fund Sweep	Transfer From Checking	0500004731 958,144.52
Sep 11	Money Fund Sweep	Transfer From Checking	1000004532 69,258.66
Sep 12	Money Fund Sweep	Transfer From Checking	1100004328 651,221.83
Sep 13	Money Fund Sweep	Transfer From Checking	1200004181 13,366,235.88
Sep 16	Money Fund Sweep	Transfer From Checking	1300003648 1,529,689.72
Sep 18	Money Fund Sweep	Transfer From Checking	1700004623 874,228.28
Sep 27	Money Fund Sweep	Transfer From Checking	2600003564 232,596.44
Total Investment Purchases			\$ 21,530,643.34

Investment Redemptions

Date	Description of Transaction	Ref Number	Amount
Sep 9	Money Fund Sweep	Transfer To Checking	0600003869 \$ 1,425,271.84-
Sep 10	Money Fund Sweep	Transfer To Checking	0900006639 1,302,885.01-
Sep 17	Money Fund Sweep	Transfer To Checking	1600007210 3,296,025.98-
Sep 19	Money Fund Sweep	Transfer To Checking	1800004250 2,683,562.44-
Sep 20	Money Fund Sweep	Transfer To Checking	1900004448 2,046,697.29-
Sep 23	Money Fund Sweep	Transfer To Checking	2000003713 404,596.18-
Sep 24	Money Fund Sweep	Transfer To Checking	2300005688 2,564,087.10-
Sep 25	Money Fund Sweep	Transfer To Checking	2400003229 2,314,794.89-
Sep 26	Money Fund Sweep	Transfer To Checking	2500003014 494,569.31-
Sep 30	Money Fund Sweep	Transfer To Checking	2700009174 2,491,794.99-
Total Investment Redemptions			\$ 19,024,285.03-



CITY OF SUNNYVALE
 456 W OLIVE AVE
 SUNNYVALE CA 94086-7619

Account Number: [REDACTED]

Statement Period:
 Sep 3, 2024
 through
 Sep 30, 2024

FIRST AMERICAN TREASURY OBLIGATIONS SWEEP (Y SHARES) (CONTINUED)

Account Number [REDACTED]

Balance Summary

<i>Date</i>	<i>Ending Balance</i>	<i>Date</i>	<i>Ending Balance</i>	<i>Date</i>	<i>Ending Balance</i>
Sep 3	15,920,058.52	Sep 12	17,180,775.72	Sep 23	24,520,047.71
Sep 4	16,920,848.35	Sep 13	30,547,011.60	Sep 24	21,955,960.61
Sep 5	18,230,307.56	Sep 16	32,076,701.32	Sep 25	19,641,165.72
Sep 6	19,188,452.08	Sep 17	28,780,675.34	Sep 26	19,146,596.41
Sep 9	17,763,180.24	Sep 18	29,654,903.62	Sep 27	19,379,192.85
Sep 10	16,460,295.23	Sep 19	26,971,341.18	Sep 30	16,971,132.61
Sep 11	16,529,553.89	Sep 20	24,924,643.89		

Balances only appear for days reflecting change.

Investment products are:

Not a bank deposit • Not FDIC Insured • May Lose Value • Not guaranteed by the bank • Not insured by any federal government agency

U.S. Bancorp Asset Management, Inc., is a federally registered investment adviser and subsidiary of U.S. Bank National Association and an indirect subsidiary of U.S. Bancorp. U.S. Bank is not responsible for and does not guarantee the products, services or performance of U.S. Bancorp Asset Management, Inc. or Quasar Distributors, LLC, distributor.

Although money market mutual funds seek to preserve the value of your investment, it is possible to lose money by investing in a money market mutual fund. Past performance does not guarantee future results.

You may obtain a prospectus for available money market mutual funds which contains more complete information, (including investment policy, fees, and expenses) from your Money Center Representative. Read the prospectus carefully before you invest. For certain mutual funds, the mutual fund's investment adviser may have elected to waive or absorb all or a portion of fees during a given period. This waiver or absorption would have the effect of increasing a mutual fund's reported yields. Information about any waivers can be found in the fund's prospectus.



MONTHLY ACCOUNT STATEMENT

City of Sunnyvale Managed Cons | July 1, 2024 through September 30, 2024

CHANDLER ASSET MANAGEMENT | chandlerasset.com

Chandler Team:

For questions about your account, please call (800) 317-4747,
or contact clientservice@chandlerasset.com

Custodian:



STATEMENT OF COMPLIANCE

City of Sunnyvale Cons | Account #10597 | As of September 30, 2024

Rules Name	Limit	Actual	Compliance Status	Notes
AGENCY MORTGAGE SECURITIES (CMOS)				
Max % (MV)	20.0	12.3	Compliant	
Max % Issuer (MV; Agencies & Agency CMOs)	30.0	6.0	Compliant	
Max Maturity (Years)	7.0	6.1	Compliant	
ASSET-BACKED SECURITIES (ABS)				
Max % (MV; Non Agency ABS & MBS)	20.0	8.2	Compliant	
Max % Issuer (MV)	5.0	1.5	Compliant	
Max Maturity (Years)	5	4	Compliant	
Min Rating (AA- by 1)	0.0	0.0	Compliant	
BANKERS' ACCEPTANCES				
Max % (MV)	40.0	0.0	Compliant	
Max % Issuer (MV)	5.0	0.0	Compliant	
Max Maturity (Days)	180	0.0	Compliant	
Min Rating (A-1 by 1 or A- by 1)	0.0	0.0	Compliant	
CERTIFICATE OF DEPOSIT PLACEMENT SERVICE (CDARS)				
Max % (MV)	30.0	0.0	Compliant	
Max Maturity (Years)	5.0	0.0	Compliant	
COLLATERALIZED BANK DEPOSITS				
Max % (MV)	20.0	0.0	Compliant	
Max % Issuer (MV)	5.0	0.0	Compliant	
Max Maturity (Days)	365.0	0.0	Compliant	
COLLATERALIZED TIME DEPOSITS (NON-NEGOTIABLE CD/TD)				
Max % (MV)	20.0	0.0	Compliant	
Max % Issuer (MV)	5.0	0.0	Compliant	
Max Maturity (Days)	365.0	0.0	Compliant	
COMMERCIAL PAPER				
Max % (MV)	40.0	0.0	Compliant	
Max % Issuer (MV)	5.0	0.0	Compliant	
Max Maturity (Days)	270	0.0	Compliant	
Min Rating (A-1 by 1 or A- by 1)	0.0	0.0	Compliant	
CORPORATE MEDIUM TERM NOTES				
Max % (MV)	30.0	27.1	Compliant	
Max % Issuer (MV)	5.0	1.4	Compliant	



STATEMENT OF COMPLIANCE

City of Sunnyvale Cons | Account #10597 | As of September 30, 2024

Rules Name	Limit	Actual	Compliance Status	Notes
Max Maturity (Years)	5	4	Compliant	
Min Rating (A- by 1)	0.0	0.0	Compliant	
FDIC INSURED TIME DEPOSITS (NON-NEGOTIABLE CD/ TD)				
Max % (MV)	20.0	0.0	Compliant	
Max Maturity (Years)	5	0.0	Compliant	
FEDERAL AGENCIES				
Max % (MV)	100.0	14.9	Compliant	
Max % Issuer (MV; Agencies & Agency CMOs)	30.0	6.0	Compliant	
Max Callables (MV)	20.0	0.0	Compliant	
Max Maturity (Years)	7	3	Compliant	
LOCAL AGENCY INVESTMENT FUND (LAIF)				
Max Concentration (MV)	75.0	13.3	Compliant	
MONEY MARKET MUTUAL FUNDS				
Max % (MV)	20.0	0.4	Compliant	
Min Rating (AAA by 2)	0.0	0.0	Compliant	
MORTGAGE-BACKED SECURITIES, CMOS				
Max % (MV)	20.0	0.0	Compliant	
Max % Issuer (MV)	5.0	0.0	Compliant	
Max Maturity (Years)	5.0	0.0	Compliant	
Min Rating (AA by 1)	0.0	0.0	Compliant	
MUNICIPAL SECURITIES (CA, LOCAL AGENCY)				
Max % (MV)	30.0	0.0	Compliant	
Max % Issuer (MV)	5.0	0.0	Compliant	
Max Maturity (Years)	5	0.0	Compliant	
Min Rating (A- by 1)	0.0	0.0	Compliant	
MUNICIPAL SECURITIES (CA, OTHER STATES)				
Max % (MV)	30.0	0.0	Compliant	
Max % Issuer (MV)	5.0	0.0	Compliant	
Max Maturity (Years)	5	0.0	Compliant	
Min Rating (A- by 1)	0.0	0.0	Compliant	
NEGOTIABLE CERTIFICATES OF DEPOSIT (NCD)				
Max % (MV)	30.0	0.0	Compliant	
Max % Issuer (MV)	5.0	0.0	Compliant	



STATEMENT OF COMPLIANCE

City of Sunnyvale Cons | Account #10597 | As of September 30, 2024

Rules Name	Limit	Actual	Compliance Status	Notes
Max Maturity (Years)	5	0.0	Compliant	
Min Rating (A-1 by 1 or A- by 1 if > FDIC Limit)	0.0	0.0	Compliant	
REPURCHASE AGREEMENTS				
Max % (MV)	10.0	0.0	Compliant	
Max Maturity (Days)	15.0	0.0	Compliant	
SUPRANATIONAL OBLIGATIONS				
Max % (MV)	30.0	2.2	Compliant	
Max % Issuer (MV)	10.0	1.5	Compliant	
Max Maturity (Years)	5	1	Compliant	
Min Rating (AA- by 1)	0.0	0.0	Compliant	
U.S. TREASURIES				
Max % (MV)	100.0	33.3	Compliant	
Max Maturity (Years)	7	6	Compliant	

PORTFOLIO SUMMARY



City of Sunnyvale Managed Cons | Account #10622 | As of September 30, 2024

Portfolio Characteristics

Average Modified Duration	2.61
Average Coupon	3.13%
Average Purchase YTM	3.32%
Average Market YTM	3.93%
Average Quality	AA
Average Final Maturity	3.01
Average Life	2.69

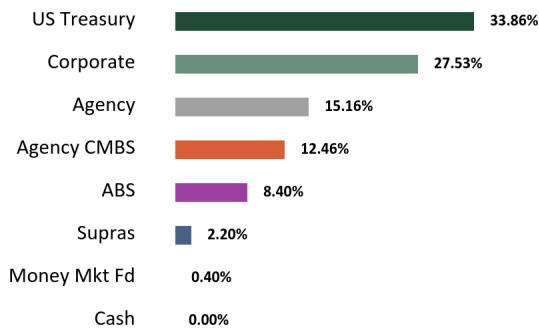
Account Summary

	Beg. Values as of 07/01/2024	End Values as of 09/30/2024
Market Value	825,115,005.02	830,183,668.85
Accrued Interest	5,232,181.88	4,353,055.38
Total Market Value	830,347,186.89	834,536,724.23
Income Earned	1,714,725.64	7,395,202.40
Cont/WD	0.00	(23,999,998.37)
Par	852,080,182.41	834,546,421.77
Book Value	846,818,832.02	829,898,481.27
Cost Value	845,784,495.85	828,172,298.51

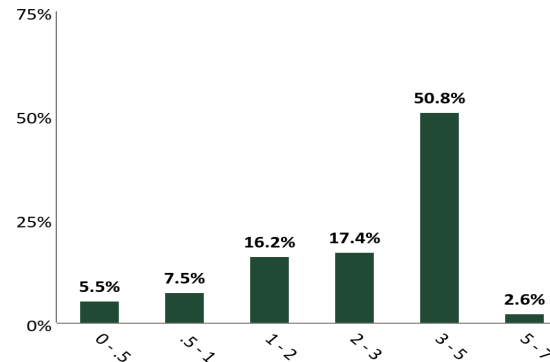
Top Issuers

United States	33.86%
FHLMC	16.72%
FNMA	6.10%
Federal Home Loan Banks	3.00%
American Express Credit Master Trust	2.08%
Inter-American Development Bank	1.51%
The Toronto-Dominion Bank	1.42%
UnitedHealth Group Incorporated	1.27%

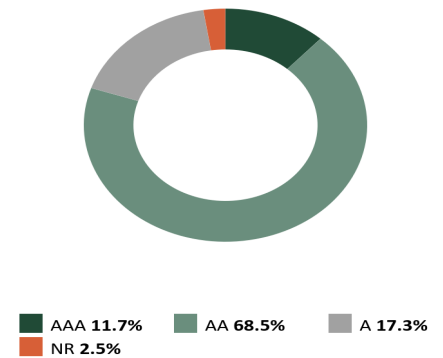
Sector Allocation



Maturity Distribution



Credit Quality



*See Footnote

The credit quality is a weighted average calculation of the highest of S&P, Moody's' and Fitch

RECONCILIATION SUMMARY



City of Sunnyvale Managed Cons | Account #10622 | As of September 30, 2024

Maturities / Calls

Month to Date	0.00
Fiscal Year to Date	0.00

Principal Paydowns

Month to Date	(1,834,129.29)
Fiscal Year to Date	(23,537,573.14)

Purchases

Month to Date	55,117,935.05
Fiscal Year to Date	361,299,285.94

Sales

Month to Date	(59,908,562.90)
Fiscal Year to Date	(350,846,887.51)

Interest Received

Month to Date	3,166,026.61
Fiscal Year to Date	18,175,045.11

Purchased / Sold Interest

Month to Date	236,940.64
Fiscal Year to Date	892,714.86

Accrual Activity Summary

	Month to Date	Fiscal Year to Date (01/01/2024)
Beginning Book Value	836,876,978.07	844,998,609.92
Maturities/Calls	0.00	0.00
Principal Paydowns	(1,834,129.29)	(23,537,573.14)
Purchases	55,117,935.05	361,299,285.94
Sales	(59,908,562.90)	(350,846,887.51)
Change in Cash, Payables, Receivables	(587,140.88)	(319,897.44)
Amortization/Accretion	124,997.00	1,038,350.65
Realized Gain (Loss)	108,404.22	(2,733,407.16)
Ending Book Value	829,898,481.27	829,898,481.27

Fair Market Activity Summary

	Month to Date	Fiscal Year to Date (01/01/2024)
Beginning Market Value	831,991,778.84	823,939,437.22
Maturities/Calls	0.00	0.00
Principal Paydowns	(1,834,129.29)	(23,537,573.14)
Purchases	55,117,935.05	361,299,285.94
Sales	(59,908,562.90)	(350,846,887.51)
Change in Cash, Payables, Receivables	(587,140.88)	(319,897.44)
Amortization/Accretion	124,997.00	1,038,350.65
Change in Net Unrealized Gain (Loss)	5,170,386.81	21,344,360.28
Realized Gain (Loss)	108,404.22	(2,733,407.16)
Ending Market Value	830,183,668.85	830,183,668.85

HOLDINGS REPORT



City of Sunnyvale Managed Cons | Account #10622 | As of September 30, 2024

Cusip	Security Description	Par Value/ Units	Purchase Date Purchase Yield	Cost Value Book Value	Mkt Price Mkt YTM	Market Value Accrued Int.	% of Port. Gain/Loss	Moody's/ S&P/ Fitch	Maturity Duration
ABS									
47788UAC6	JDOT 2021 A3 0.36 09/15/2025	11,942.27	03/02/2021 0.37%	11,939.98 11,941.89	99.81 5.41%	11,919.15 1.91	0.00% (22.74)	Aaa/NA AAA	0.96 0.04
43815GAC3	HAROT 2021-4 A3 0.88 01/21/2026	575,724.49	11/16/2021 0.89%	575,603.13 575,691.55	98.70 5.24%	568,228.56 140.73	0.07% (7,462.98)	Aaa/NA AAA	1.31 0.30
47789QAC4	JDOT 2021-B A3 0.52 03/16/2026	562,085.62	07/13/2021 0.53%	562,035.48 562,072.42	98.83 4.69%	555,500.84 129.90	0.07% (6,571.57)	Aaa/NA AAA	1.46 0.28
89238JAC9	TAOT 2021-D A3 0.71 04/15/2026	565,495.28	11/09/2021 0.71%	565,483.24 565,491.76	98.81 4.64%	558,776.12 178.45	0.07% (6,715.64)	NA/AAA AAA	1.54 0.30
44935FAD6	HART 2021-C A3 0.74 05/15/2026	824,254.26	-- 2.36%	802,955.28 816,915.73	99.08 5.23%	816,663.54 271.09	0.10% (252.18)	NA/AAA AAA	1.62 0.20
43815BAC4	HAROT 2022-1 A3 1.88 05/15/2026	1,681,633.30	02/15/2022 1.89%	1,681,380.38 1,681,546.97	98.81 4.89%	1,661,586.05 1,405.10	0.20% (19,960.92)	Aaa/AAA NA	1.62 0.39
43815PAC3	HAROT 2022-2 A3 3.73 07/20/2026	998,489.96	08/15/2022 3.76%	998,430.45 998,463.90	99.47 4.82%	993,154.93 1,344.91	0.12% (5,308.98)	NA/AAA AAA	1.80 0.50
05602RAD3	BMWOT 2022-A A3 3.21 08/25/2026	1,098,520.98	05/10/2022 3.23%	1,098,463.86 1,098,498.04	99.33 4.75%	1,091,141.44 587.71	0.13% (7,356.60)	Aaa/AAA NA	1.90 0.44
47787JAC2	JDOT 2022 A3 0.36 09/15/2026	954,918.84	03/10/2022 2.34%	954,707.61 954,835.00	98.85 4.69%	943,936.03 984.63	0.11% (10,898.97)	Aaa/NA AAA	1.96 0.49
89238FAD5	TAOT 2022-B A3 2.93 09/15/2026	1,073,593.26	04/07/2022 2.95%	1,073,568.14 1,073,583.27	99.18 4.65%	1,064,821.46 1,398.06	0.13% (8,761.81)	Aaa/AAA NA	1.96 0.48
362554AC1	GMCAR 2021-4 A3 0.68 09/16/2026	523,309.37	10/13/2021 0.68%	523,296.02 523,305.02	98.52 4.96%	515,578.00 148.27	0.06% (7,727.03)	Aaa/AAA NA	1.96 0.34
448977AD0	HART 2022-A A3 2.22 10/15/2026	1,415,068.38	03/09/2022 2.23%	1,415,013.90 1,415,047.09	98.90 4.95%	1,399,497.67 1,396.20	0.17% (15,549.42)	NA/AAA AAA	2.04 0.40
380146AC4	GMCAR 2022-1 A3 1.26 11/16/2026	543,266.15	01/11/2022 1.27%	543,218.94 543,248.46	98.64 4.79%	535,889.30 285.21	0.06% (7,359.16)	NA/AAA AAA	2.13 0.38
02582JIR2	AMXCA 2021-1 A 0.9 11/15/2024	4,500,000.00	06/10/2022 3.42%	4,236,328.13 4,477,025.87	99.50 5.07%	4,477,453.20 1,800.00	0.54% 427.33	Aaa/NA AAA	0.13 0.12
362585AC5	GMCAR 2022-2 A3 3.1 02/16/2027	1,046,881.02	04/05/2022 3.13%	1,046,662.23 1,046,784.78	99.15 4.69%	1,038,026.50 1,352.22	0.13% (8,758.28)	Aaa/AAA NA	2.38 0.54
47800AAC4	JDOT 2022-B A3 3.74 02/16/2027	2,296,728.89	07/12/2022 3.77%	2,296,509.55 2,296,620.76	99.44 4.62%	2,283,920.49 3,817.67	0.28% (12,700.27)	Aaa/NA AAA	2.38 0.66
44934FAD7	HALST 24B A3 5.41 05/17/2027	3,225,000.00	05/14/2024 5.41%	3,224,910.35 3,224,921.21	101.70 4.37%	3,279,848.22 7,754.33	0.40% 54,927.01	NA/AAA AAA	2.63 1.54

HOLDINGS REPORT



City of Sunnyvale Managed Cons | Account #10622 | As of September 30, 2024

Cusip	Security Description	Par Value/ Units	Purchase Date Purchase Yield	Cost Value Book Value	Mkt Price Mkt YTM	Market Value Accrued Int.	% of Port. Gain/Loss	Moody's/ S&P/ Fitch	Maturity Duration
02582JIT8	AMXCA 2022-2 A 05/17/2027	6,135,000.00	05/17/2022 3.42%	6,133,642.94 6,134,613.51	99.28 4.61%	6,090,834.14 9,243.40	0.73% (43,779.37)	NA/AAA AAA	0.62 0.60
47800BAC2	JDOT 2022-C A3 5.09 06/15/2027	4,437,981.59	10/12/2022 5.15%	4,437,637.20 4,437,787.48	100.44 4.58%	4,457,728.39 10,039.70	0.54% 19,940.91	Aaa/NA AAA	2.71 0.79
36269WAD1	GMALT 2024-2 A3 5.39 07/20/2027	2,980,000.00	05/07/2024 5.85%	2,979,826.86 2,979,847.46	101.83 4.31%	3,034,533.11 4,907.89	0.37% 54,685.65	NA/AAA AAA	2.80 1.59
58770JAD6	MBALT 2024-A A3 5.32 01/18/2028	2,170,000.00	05/17/2024 5.73%	2,169,746.11 2,169,771.02	102.19 4.33%	2,217,580.29 5,130.84	0.27% 47,809.26	Aaa/NA AAA	3.30 2.06
161571HT4	CHAIT 2023-1 A 5.16 09/15/2028	8,975,000.00	09/07/2023 5.17%	8,972,512.13 8,973,032.31	102.17 4.04%	9,169,796.99 20,582.67	1.10% 196,764.68	NR/AAA AAA	3.96 1.82
437930AC4	HONDO-242-A3 5.27 11/20/2028	2,830,000.00	05/14/2024 5.27%	2,829,656.15 2,829,683.97	102.19 4.16%	2,891,957.19 5,385.65	0.35% 62,273.22	NA/AAA AAA	4.14 1.86
096919AD7	BMWOT 2024-A A3 5.18 02/26/2029	3,700,000.00	06/04/2024 5.24%	3,699,437.97 3,699,474.55	102.19 4.05%	3,781,113.99 3,194.33	0.46% 81,639.44	Aaa/AAA NA	4.41 1.84
43813YAC6	HAROT 2024-3 A3 4.57 03/21/2029	5,175,000.00	08/09/2024 4.62%	5,174,187.01 5,174,206.93	100.97 4.15%	5,224,986.36 6,569.38	0.63% 50,779.43	Aaa/NA AAA	4.47 2.07
02582JKH2	AMXCA 2024-1 A 5.23 04/16/2029	6,540,000.00	04/16/2024 5.30%	6,538,659.30 6,538,777.97	102.98 4.03%	6,735,164.72 15,201.87	0.81% 196,386.75	NA/AAA AAA	4.54 2.33
05522RDJ4	BACCT 2024-1 A 4.93 03/15/2029	4,200,000.00	06/06/2024 4.93%	4,199,764.38 4,199,779.31	102.32 4.03%	4,297,483.26 9,202.67	0.52% 97,703.95	Aaa/AAA NA	4.45 2.41
Total ABS		69,039,893.65	4.39%	68,745,576.70 69,002,968.21	100.97 4.39%	69,697,119.93 112,454.79	8.40% 694,151.71	Aaa/AAA AAA	2.96 1.35

AGENCY									
3135G0X24	FEDERAL NATIONAL MORTGAGE ASSOCIATION 1.625 01/07/2025	5,785,000.00	-- 1.31%	5,872,383.28 5,789,860.00	99.19 4.67%	5,738,337.32 21,934.79	0.69% (51,522.67)	Aaa/AA+ AA+	0.27 0.26
3137EAEPO	FEDERAL HOME LOAN MORTGAGE CORP 1.5 02/12/2025	15,235,000.00	02/13/2020 1.52%	15,223,269.05 15,234,138.66	98.85 4.70%	15,059,808.47 31,104.79	1.81% (174,330.19)	Aaa/AA+ AA+	0.37 0.36
3135G04Z3	FEDERAL NATIONAL MORTGAGE ASSOCIATION 0.5 06/17/2025	12,900,000.00	-- 0.47%	12,919,382.20 12,903,111.61	97.43 4.20%	12,568,867.06 18,633.33	1.51% (334,244.55)	Aaa/AA+ AA+	0.71 0.70
3137EAEU9	FEDERAL HOME LOAN MORTGAGE CORP 0.375 07/21/2025	8,000,000.00	01/25/2021 0.41%	7,987,040.00 7,997,680.34	97.12 4.04%	7,769,986.72 5,833.33	0.94% (227,693.62)	Aaa/AA+ AA+	0.80 0.79
3135G05X7	FEDERAL NATIONAL MORTGAGE ASSOCIATION 0.375 08/25/2025	13,000,000.00	-- 0.47%	12,942,071.80 12,989,541.37	96.87 3.95%	12,592,508.37 4,875.00	1.52% (397,033.00)	Aaa/AA+ AA+	0.90 0.88

HOLDINGS REPORT



City of Sunnyvale Managed Cons | Account #10622 | As of September 30, 2024

Cusip	Security Description	Par Value/ Units	Purchase Date Purchase Yield	Cost Value Book Value	Mkt Price Mkt YTM	Market Value Accrued Int.	% of Port. Gain/Loss	Moody's/ S&P/ Fitch	Maturity Duration
3137EAEX3	FEDERAL HOME LOAN MORTGAGE CORP 0.375 09/23/2025	13,000,000.00	-- 0.44%	12,961,478.40 12,992,323.69	96.53 4.03%	12,549,339.79 1,083.33	1.51% (442,983.90)	Aaa/AA+ AA+	0.98 0.96
3135G06G3	FEDERAL NATIONAL MORTGAGE ASSOCIATION 0.5 11/07/2025	12,900,000.00	-- 0.56%	12,864,817.00 12,892,254.33	96.23 4.04%	12,413,248.17 25,800.00	1.50% (479,006.16)	Aaa/AA+ AA+	1.10 1.07
3130AAUF3	FEDERAL HOME LOAN BANKS 2.75 03/13/2026	5,430,000.00	07/30/2019 2.14%	5,642,367.30 5,476,392.19	98.67 3.70%	5,357,984.84 7,466.25	0.65% (118,407.35)	Aaa/AA+ AA+	1.45 1.40
3135G05Y5	FEDERAL NATIONAL MORTGAGE ASSOCIATION 0.75 10/08/2027	8,000,000.00	-- 0.78%	7,985,914.90 7,993,783.80	91.96 3.58%	7,356,655.76 28,833.33	0.89% (637,128.04)	Aaa/AA+ AA+	3.02 2.93
880591EZ1	TENNESSEE VALLEY AUTHORITY 3.875 03/15/2028	4,769,000.00	05/04/2023 3.56%	4,835,432.17 4,816,168.34	100.99 3.57%	4,816,415.59 8,213.28	0.58% 247.25	Aaa/AA+ AA+	3.46 3.21
3133EPME2	FEDERAL FARM CREDIT BANKS FUNDING CORP 3.875 06/08/2028	10,000,000.00	06/06/2023 3.97%	9,956,500.00 9,967,952.38	100.81 3.64%	10,081,059.30 121,631.94	1.21% 113,106.92	Aaa/AA+ AA+	3.69 3.37
3130AWTR1	FEDERAL HOME LOAN BANKS 4.375 09/08/2028	19,000,000.00	-- 4.48%	18,911,860.50 18,930,466.77	102.73 3.62%	19,519,601.55 53,107.64	2.35% 589,134.78	Aaa/AA+ AA+	3.94 3.59
Total Agency		128,019,000.00	1.74%	128,102,516.60 127,983,673.48	98.36 4.00%	125,823,812.95 328,517.03	15.16% (2,159,860.53)	Aaa/AA+ AA+	1.75 1.64

AGENCY CMBS									
3137BRQJ7	FHMS K-057 A2 2.57 07/25/2026	6,653,000.00	01/31/2022 1.73%	6,868,182.97 6,738,324.26	97.57 4.05%	6,491,199.04 14,248.51	0.78% (247,125.22)	Aaa/AA+ AAA	1.82 1.56
3137BSRE5	FHMS K-059 A2 3.12 09/25/2026	6,000,000.00	02/18/2022 2.07%	6,256,875.00 6,108,977.27	98.29 3.98%	5,897,695.20 15,600.00	0.71% (211,282.07)	Aaa/AAA AAA	1.99 1.80
3137FQXJ7	FHMS K-737 A2 2.525 10/25/2026	5,000,000.00	06/07/2022 3.25%	4,850,195.31 4,930,522.60	97.33 3.90%	4,866,652.50 10,520.83	0.59% (63,870.10)	Aaa/AA+ AAA	2.07 1.85
3137F2LJ3	FHMS K-066 A2 3.117 06/25/2027	900,000.00	09/28/2022 4.38%	852,011.72 872,566.04	97.84 3.94%	880,529.22 2,337.75	0.11% 7,963.18	Aaa/AA+ AAA	2.73 2.45
3137FBBX3	FHMS K-068 A2 3.244 08/25/2027	15,000,000.00	-- 4.42%	14,237,890.63 14,540,258.54	98.16 3.88%	14,723,715.00 40,550.00	1.77% 183,456.46	Aaa/AA+ AA+	2.90 2.66
3137FBU79	FHMS K-069 A2 3.187 09/25/2027	8,968,405.23	04/11/2023 4.10%	8,636,293.97 8,747,481.75	97.89 3.92%	8,779,065.16 23,818.59	1.06% 31,583.40	Aaa/AAA AA+	2.99 2.70
3137FCLD4	FHMS K-071 A2 3.286 11/25/2027	3,729,334.00	05/03/2023 3.94%	3,625,611.90 3,658,032.97	98.17 3.87%	3,661,098.75 10,212.16	0.44% 3,065.78	Aaa/AA+ AAA	3.15 2.90
3137FCJK1	FHMS K-070 A2 3.303 11/25/2027	5,321,000.00	11/21/2022 4.40%	5,061,225.27 5,158,515.07	98.26 3.87%	5,228,162.38 14,646.05	0.63% 69,647.32	Aaa/AA+ AA+	3.15 2.84

HOLDINGS REPORT



City of Sunnyvale Managed Cons | Account #10622 | As of September 30, 2024

Cusip	Security Description	Par Value/ Units	Purchase Date Purchase Yield	Cost Value Book Value	Mkt Price Mkt YTM	Market Value Accrued Int.	% of Port. Gain/Loss	Moody's/ S&P/ Fitch	Maturity Duration
3137FEBQ2	FHMS K-072 A2 3.444 12/25/2027	1,854,000.00	05/03/2023 3.94%	1,814,023.13 1,826,294.21	98.60 3.87%	1,828,101.84 5,320.98	0.22% 1,807.64	Aaa/AA+ AAA	3.24 2.94
3137FETN0	FHMS K-073 A2 3.35 01/25/2028	12,200,000.00	-- 4.19%	11,761,131.88 11,893,105.34	98.31 3.87%	11,993,841.96 34,058.33	1.44% 100,736.62	Aaa/AA+ AAA	3.32 2.99
3137F4X72	FHMS K-075 A2 3.65 02/25/2028	3,500,000.00	04/28/2023 4.04%	3,437,109.38 3,455,849.70	99.10 3.89%	3,468,585.40 10,645.83	0.42% 12,735.70	Aaa/AA+ AAA	3.41 3.12
3137FEZU7	FHMS K-076 A2 3.9 04/25/2028	2,867,500.00	05/04/2023 3.79%	2,877,805.08 2,874,861.59	99.84 3.90%	2,863,043.04 9,319.38	0.34% (11,818.55)	Aaa/AA+ AAA	3.57 3.20
3137FKUP9	FHMS K-087 A2 3.771 12/25/2028	12,000,000.00	-- 4.70%	11,473,046.88 11,588,443.32	99.26 3.93%	11,910,927.60 37,710.00	1.43% 322,484.28	Aaa/AAA AA+	4.24 3.76
3137H5YC5	FHMS K-748 A2 2.26 01/25/2029	1,400,000.00	03/25/2024 4.61%	1,260,765.63 1,275,729.32	93.32 3.97%	1,306,421.20 2,636.67	0.16% 30,691.88	Aaa/AA+ AAA	4.32 3.95
3137FKZZ2	FHMS K-088 A2 3.69 01/25/2029	6,271,000.00	08/21/2023 4.92%	5,910,172.54 5,984,661.19	98.93 3.93%	6,204,152.39 19,283.33	0.75% 219,491.20	Aaa/AA+ AA+	4.32 3.86
3137FMTY8	FHMS K-094 A2 2.903 06/25/2029	4,000,000.00	03/18/2024 4.73%	3,665,625.00 3,699,802.42	95.52 3.95%	3,820,798.00 9,676.67	0.46% 120,995.58	Aaa/AA+ AAA	4.73 4.27
3137H9D71	FHMS K-750 A2 3.0 09/25/2029	4,600,000.00	03/08/2024 4.45%	4,293,093.75 4,324,122.31	95.73 4.00%	4,403,800.80 11,500.00	0.53% 79,678.49	Aaa/AA+ AAA	4.99 4.21
3137HB2L7	FHMS K-753 A2 4.4 10/25/2030	5,000,000.00	11/27/2023 5.13%	4,795,117.19 4,820,224.98	101.53 4.09%	5,076,685.50 18,333.33	0.61% 256,460.52	Aaa/AA+ AAA	6.07 5.16
Total Agency CMBS		105,264,239.23	4.07%	101,676,177.23 102,497,772.89	98.25 3.93%	103,404,474.99 290,418.41	12.46% 906,702.10	Aaa/AA+ AAA	3.43 3.06

CASH									
CCYUSD	Receivable	0.05	-- 0.00%	0.05 0.05	1.00 0.00%	0.05 0.00	0.00% 0.00	Aaa/AAA AAA	0.00 0.00
CCYUSD	Receivable	18,457.51	-- 0.00%	18,457.51 18,457.51	1.00 0.00%	18,457.51 0.00	0.00% 0.00	Aaa/AAA AAA	0.00 0.00
Total Cash		18,457.56	0.00%	18,457.56	1.00 0.00%	18,457.56 0.00	0.00% 0.00	Aaa/AAA AAA	0.00 0.00

CORPORATE									
06367WB85	BANK OF MONTREAL 1.85 05/01/2025	5,683,000.00	07/23/2021 0.86%	5,892,248.06 5,715,285.73	98.41 4.64%	5,592,738.67 43,806.46	0.67% (122,547.06)	A2/A- AA-	0.58 0.57
46647PBK1	JPMORGAN CHASE & CO 2.083 04/22/2026	1,999,000.00	05/20/2021 1.11%	2,073,622.67 2,009,600.70	98.40 6.11%	1,967,103.34 18,390.63	0.24% (42,497.36)	A1/A- AA-	1.56 0.54

HOLDINGS REPORT



City of Sunnyvale Managed Cons | Account #10622 | As of September 30, 2024

Cusip	Security Description	Par Value/ Units	Purchase Date Purchase Yield	Cost Value Book Value	Mkt Price Mkt YTM	Market Value Accrued Int.	% of Port. Gain/Loss	Moody's/ S&P/ Fitch	Maturity Duration
023135BX3	AMAZON.COM INC 1.0 05/12/2026	9,990,000.00	05/10/2021 1.09%	9,946,843.20 9,976,102.85	95.61 3.83%	9,551,590.05 38,572.50	1.15% (424,512.80)	A1/AA AA-	1.61 1.57
91324PEC2	UNITEDHEALTH GROUP INC 1.15 05/15/2026	1,660,000.00	-- 1.08%	1,665,371.00 1,661,708.43	95.60 3.97%	1,587,031.26 7,211.78	0.19% (74,677.17)	A2/A+ A	1.62 1.57
89236TJK2	TOYOTA MOTOR CREDIT CORP 1.125 06/18/2026	6,840,000.00	06/15/2021 1.13%	6,836,990.40 6,838,969.88	95.34 3.96%	6,521,223.92 22,016.25	0.79% (317,745.96)	A1/A+ A+	1.71 1.66
06051GJD2	BANK OF AMERICA CORP 1.319 06/19/2026	6,200,000.00	-- 1.25%	6,216,368.00 6,202,948.53	97.54 5.53%	6,047,272.36 23,170.43	0.73% (155,676.17)	A1/A- AA-	1.72 0.70
037833DN7	APPLE INC 2.05 09/11/2026	6,000,000.00	12/02/2021 1.49%	6,149,040.00 6,057,555.38	96.77 3.79%	5,806,453.44 6,833.33	0.70% (251,101.94)	Aaa/AA+ NA	1.95 1.88
06368FAC3	BANK OF MONTREAL 1.25 09/15/2026	3,000,000.00	09/13/2021 1.27%	2,996,370.00 2,998,580.60	94.67 4.11%	2,840,173.26 1,666.67	0.34% (158,407.34)	A2/A- AA-	1.96 1.90
931142ERO	WALMART INC 1.05 09/17/2026	1,610,000.00	09/08/2021 1.09%	1,606,957.10 1,608,806.84	94.97 3.74%	1,528,948.80 657.42	0.18% (79,858.04)	Aa2/AA AA	1.96 1.91
74340XBK6	PROLOGIS LP 3.25 10/01/2026	5,000,000.00	12/07/2021 1.63%	5,357,850.00 5,137,122.10	98.46 4.06%	4,922,951.70 81,250.00	0.59% (214,170.40)	A3/A WR	2.00 1.91
87612EBM7	TARGET CORP 1.95 01/15/2027	3,845,000.00	01/19/2022 1.99%	3,838,463.50 3,841,992.56	96.06 3.76%	3,693,489.04 15,828.58	0.44% (148,503.52)	A2/A A	2.29 2.20
78016EYV3	ROYAL BANK OF CANADA 2.05 01/21/2027	5,250,000.00	01/13/2022 2.04%	5,251,732.50 5,250,798.88	95.81 3.97%	5,029,771.53 20,927.08	0.61% (221,027.35)	A1/A AA-	2.31 2.21
742718FV6	PROCTER & GAMBLE CO 1.9 02/01/2027	10,000,000.00	01/27/2022 1.93%	9,985,800.00 9,993,366.59	95.91 3.75%	9,590,994.50 31,666.67	1.16% (402,372.09)	Aa3/AA- NA	2.34 2.24
808513BY0	CHARLES SCHWAB CORP 2.45 03/03/2027	5,580,000.00	03/09/2022 2.73%	5,506,455.60 5,544,279.59	96.04 4.19%	5,358,928.16 10,633.00	0.65% (185,351.44)	A2/A- A	2.42 2.31
89114Tzt2	TORONTO-DOMINION BANK 2.8 03/10/2027	5,000,000.00	03/09/2022 2.97%	4,960,350.00 4,980,663.84	96.95 4.13%	4,847,534.00 8,166.67	0.58% (133,129.84)	A1/A NA	2.44 2.32
084664CZ2	BERKSHIRE HATHAWAY FINANCE CORP 2.3 03/15/2027	6,400,000.00	03/07/2022 2.30%	6,398,784.00 6,399,403.99	96.79 3.68%	6,194,602.05 6,542.22	0.75% (204,801.94)	Aa2/AA A+	2.45 2.35
665859AW4	NORTHERN TRUST CORP 4.0 05/10/2027	2,975,000.00	05/05/2022 4.03%	2,970,180.50 2,972,489.96	100.16 3.93%	2,979,840.41 46,608.33	0.36% 7,350.46	A2/A+ A+	2.61 2.34
91324PEG3	UNITEDHEALTH GROUP INC 3.7 05/15/2027	3,020,000.00	05/17/2022 3.69%	3,021,408.40 3,020,728.12	99.53 3.89%	3,005,805.85 42,212.89	0.36% (14,922.27)	A2/A+ A	2.62 2.44
22160KAM7	COSTCO WHOLESALE CORP 3.0 05/18/2027	5,300,000.00	07/15/2022 3.52%	5,176,987.00 5,233,123.89	98.30 3.68%	5,209,840.69 58,741.67	0.63% (23,283.19)	Aa3/A+ WR	2.63 2.48
89115A2C5	TORONTO-DOMINION BANK 4.108 06/08/2027	1,800,000.00	08/26/2022 4.18%	1,793,970.00 1,796,609.64	99.99 4.11%	1,799,800.09 23,210.20	0.22% 3,190.46	A1/A NA	2.69 2.49

HOLDINGS REPORT



City of Sunnyvale Managed Cons | Account #10622 | As of September 30, 2024

Cusip	Security Description	Par Value/ Units	Purchase Date Purchase Yield	Cost Value Book Value	Mkt Price Mkt YTM	Market Value Accrued Int.	% of Port. Gain/Loss	Moody's/ S&P/ Fitch	Maturity Duration
756109BG8	REALTY INCOME CORP 3.95 08/15/2027	3,650,000.00	12/15/2022 4.63%	3,545,680.00 3,585,689.79	99.39 4.18%	3,627,664.45 18,422.36	0.44% 41,974.66	A3/A- NA	2.87 2.67
74340XBV2	PROLOGIS LP 3.375 12/15/2027	4,968,000.00	01/10/2023 4.54%	4,712,893.20 4,801,996.13	97.96 4.06%	4,866,503.16 49,369.50	0.59% 64,507.03	A3/A NA	3.21 2.97
69371RS31	PACCAR FINANCIAL CORP 4.6 01/10/2028	2,500,000.00	01/05/2023 4.71%	2,487,875.00 2,492,058.33	101.65 4.06%	2,541,237.68 25,875.00	0.31% 49,179.35	A1/A+ NA	3.28 2.99
756109AU8	REALTY INCOME CORP 3.65 01/15/2028	3,000,000.00	01/12/2023 4.61%	2,872,410.00 2,915,989.26	98.18 4.25%	2,945,469.69 23,116.67	0.35% 29,480.43	A3/A- WR	3.29 3.04
24422EWR6	JOHN DEERE CAPITAL CORP 4.75 01/20/2028	4,000,000.00	01/17/2023 4.38%	4,066,040.00 4,043,616.78	102.40 3.97%	4,095,972.68 37,472.22	0.49% 52,355.90	A1/A A+	3.31 3.01
037833ET3	APPLE INC 4.0 05/10/2028	3,960,000.00	05/08/2023 4.01%	3,957,753.15 3,958,380.35	101.09 3.67%	4,003,307.19 62,040.00	0.48% 44,926.84	Aaa/AA+ NA	3.61 3.21
58933YBH7	MERCK & CO INC 4.05 05/17/2028	4,805,000.00	05/08/2023 4.05%	4,805,921.95 4,805,656.79	100.84 3.80%	4,845,446.62 72,435.38	0.58% 39,789.82	A1/A+ NA	3.63 3.23
66815L2M0	NORTHWESTERN MUTUAL GLOBAL FUNDING 4.9 06/12/2028	5,000,000.00	07/10/2023 5.20%	4,935,650.00 4,951,656.93	102.59 4.14%	5,129,447.50 74,180.56	0.62% 177,790.57	Aaa/AA+ AAA	3.70 3.31
64952WFD0	NEW YORK LIFE GLOBAL FUNDING 4.9 06/13/2028	4,000,000.00	09/12/2023 5.31%	3,930,840.00 3,946,115.82	102.62 4.13%	4,104,739.60 58,800.00	0.49% 158,623.78	Aaa/AA+ AAA	3.70 3.32
69371RS64	PACCAR FINANCIAL CORP 4.95 08/10/2028	4,115,000.00	08/03/2023 4.99%	4,108,498.30 4,109,985.83	103.52 3.96%	4,259,802.41 28,856.44	0.51% 149,816.58	A1/A+ NA	3.86 3.47
59217GFQ7	METROPOLITAN LIFE GLOBAL FUNDING I 5.4 09/12/2028	6,000,000.00	-- 5.12%	6,068,770.00 6,057,134.62	104.35 4.19%	6,260,936.58 17,100.00	0.75% 203,801.96	Aa3/AA- AA-	3.95 3.53
91324PDP4	UNITEDHEALTH GROUP INC 3.875 12/15/2028	6,000,000.00	12/12/2023 4.77%	5,763,360.00 5,801,051.43	99.42 4.02%	5,965,488.54 68,458.33	0.72% 164,437.11	A2/A+ A	4.21 3.80
66815L2Q1	NORTHWESTERN MUTUAL GLOBAL FUNDING 4.71 01/10/2029	4,500,000.00	-- 4.67%	4,508,387.80 4,507,171.18	102.02 4.19%	4,591,093.73 47,688.75	0.55% 83,922.55	Aaa/AA+ AAA	4.28 3.81
57629W5B2	MASSMUTUAL GLOBAL FUNDING II 4.85 01/17/2029	5,200,000.00	01/09/2024 4.85%	5,199,324.00 5,199,419.46	102.85 4.12%	5,348,300.52 51,841.11	0.64% 148,881.05	Aa3/AA+ AA+	4.30 3.82
46647PAM8	JPMORGAN CHASE & CO 3.509 01/23/2029	8,000,000.00	01/18/2024 5.07%	7,554,320.00 7,631,192.94	97.66 4.61%	7,812,931.60 53,024.89	0.94% 181,738.66	A1/A- AA-	4.31 3.07
64952WFF5	NEW YORK LIFE GLOBAL FUNDING 4.7 01/29/2029	3,500,000.00	01/22/2024 4.74%	3,493,665.00 3,494,517.99	102.39 4.09%	3,583,774.99 28,330.56	0.43% 89,257.00	Aaa/AA+ AAA	4.33 3.86
532457CK2	ELI LILLY AND CO 4.5 02/09/2029	6,200,000.00	02/07/2024 4.51%	6,195,908.00 6,196,434.34	102.42 3.89%	6,349,915.50 40,300.00	0.76% 153,481.17	A1/A+ NA	4.36 3.84

HOLDINGS REPORT



City of Sunnyvale Managed Cons | Account #10622 | As of September 30, 2024

Cusip	Security Description	Par Value/ Units	Purchase Date Purchase Yield	Cost Value Book Value	Mkt Price Mkt YTM	Market Value Accrued Int.	% of Port. Gain/Loss	Moody's/ S&P/ Fitch	Maturity Duration
17275RBR2	CISCO SYSTEMS INC 4.85 02/26/2029	4,475,000.00	02/21/2024 4.86%	4,473,433.75 4,473,620.64	103.42 3.99%	4,627,969.91 21,100.87	0.56% 154,349.27	A1/AA- NA	4.41 3.86
89115A2Y7	TORONTO-DOMINION BANK 4.994 04/05/2029	4,975,000.00	03/26/2024 4.99%	4,975,000.00 4,975,000.00	103.04 4.25%	5,126,437.46 121,465.18	0.62% 151,437.46	A1/A AA-	4.51 3.92
58989V2H6	MET TOWER GLOBAL FUNDING 5.25 04/12/2029	3,685,000.00	04/08/2024 5.30%	3,677,482.60 3,678,190.70	104.51 4.15%	3,851,101.45 90,819.90	0.46% 172,910.75	Aa3/AA- AA-	4.53 3.93
24422EXT1	JOHN DEERE CAPITAL CORP 4.85 06/11/2029	5,180,000.00	06/06/2024 4.88%	5,173,084.70 5,173,508.86	103.28 4.07%	5,350,160.10 76,764.72	0.64% 176,651.24	A1/A A+	4.70 4.12
341081GT8	FLORIDA POWER & LIGHT CO 5.15 06/15/2029	5,000,000.00	06/13/2024 4.82%	5,069,323.88 5,065,155.80	104.31 4.13%	5,215,477.35 84,402.78	0.63% 150,321.55	Aa2/A+ AA-	4.71 3.97
713448FX1	PEPSICO INC 4.5 07/17/2029	7,560,000.00	07/15/2024 4.53%	7,548,282.00 7,548,769.72	103.07 3.79%	7,791,775.39 69,930.00	0.94% 243,005.67	A1/A+ NA	4.79 4.19
30303M8S4	META PLATFORMS INC 4.3 08/15/2029	4,560,000.00	08/12/2024 4.33%	4,552,920.72 4,553,102.94	101.54 3.95%	4,630,295.59 28,322.67	0.56% 77,192.66	Aa3/AA- NA	4.87 4.27
171239AL0	CHUBB INA HOLDINGS LLC 4.65 08/15/2029	8,390,000.00	-- 4.51%	8,440,816.54 8,439,500.28	102.32 4.12%	8,584,908.01 66,106.21	1.03% 145,407.72	A3/A A	4.87 4.24
69371RT48	PACCAR FINANCIAL CORP 4.0 09/26/2029	3,000,000.00	09/26/2024 4.01%	2,999,040.01 2,999,042.11	99.75 4.06%	2,992,396.56 1,666.67	0.36% (6,645.55)	A1/A+ NA	4.99 4.48
40139LBJ1	GUARDIAN LIFE GLOBAL FUNDING 4.179 09/26/2029	5,955,000.00	09/23/2024 4.18%	5,955,000.00 5,955,000.00	99.68 4.25%	5,935,721.88 3,456.38	0.71% (19,278.12)	Aa1/AA+ NA	4.99 4.45
Total Corporate		229,330,000.00	3.57%	228,717,472.53 228,599,097.10	99.73 4.09%	228,514,369.24 1,829,459.90	27.53% (84,727.86)	A1/A+ A+	3.32 2.94

MONEY MARKET FUND									
60934N807	FEDERATED HRMS GV O SVC	13.26	-- 4.61%	13.26 13.26	1.00 4.61%	13.26 0.00	0.00% 0.00	Aaa/ AAAm AAA	0.00 0.00
60934N807	FEDERATED HRMS GV O SVC	3,334,818.07	-- 4.61%	3,334,818.07 3,334,818.07	1.00 4.61%	3,334,818.07 0.00	0.40% 0.00	Aaa/ AAAm AAA	0.00 0.00
Total Money Market Fund		3,334,831.33	4.61%	3,334,831.33 3,334,831.33	1.00 4.61%	3,334,831.33 0.00	0.40% 0.00	Aaa/ AAAm AAA	0.00 0.00

SUPRANATIONAL

HOLDINGS REPORT



City of Sunnyvale Managed Cons | Account #10622 | As of September 30, 2024

Cusip	Security Description	Par Value/ Units	Purchase Date Purchase Yield	Cost Value Book Value	Mkt Price Mkt YTM	Market Value Accrued Int.	% of Port. Gain/Loss	Moody's/ S&P/ Fitch	Maturity Duration
459058JL8	INTERNATIONAL BANK FOR RECONSTRUCTION AND DEVELOPM 0.5 10/28/2025	5,915,000.00	10/21/2020 0.52%	5,908,316.05 5,913,565.11	96.30 4.06%	5,695,892.02 12,569.38	0.69% (217,673.09)	Aaa/AAA NA	1.08 1.05
4581X0DV7	INTER-AMERICAN DEVELOPMENT BANK 0.875 04/20/2026	13,155,000.00	04/13/2021 0.97%	13,094,750.10 13,136,324.51	95.52 3.87%	12,566,268.63 51,478.07	1.51% (570,055.88)	Aaa/AAA NA	1.55 1.51
Total Supranational		19,070,000.00	0.83%	19,003,066.15 19,049,889.62	95.77 3.93%	18,262,160.64 64,047.45	2.20% (787,728.98)	Aaa/AAA NA	1.40 1.37
US TREASURY									
912828ZC7	UNITED STATES TREASURY 1.125 02/28/2025	11,250,000.00	03/18/2020 0.81%	11,423,583.98 11,264,409.30	98.65 4.45%	11,097,729.45 10,838.23	1.34% (166,679.85)	Aaa/AA+ AA+	0.41 0.41
91282CED9	UNITED STATES TREASURY 1.75 03/15/2025	6,000,000.00	04/08/2022 2.70%	5,839,218.75 5,975,160.20	98.85 4.31%	5,931,152.34 4,640.88	0.71% (44,007.86)	Aaa/AA+ AA+	0.45 0.45
91282CAB7	UNITED STATES TREASURY 0.25 07/31/2025	5,000,000.00	01/18/2022 1.45%	4,792,773.44 4,951,288.09	96.90 4.08%	4,845,039.05 2,105.98	0.58% (106,249.04)	Aaa/AA+ AA+	0.83 0.81
91282CAT8	UNITED STATES TREASURY 0.25 10/31/2025	12,500,000.00	03/26/2021 0.75%	12,218,750.00 12,433,754.47	96.13 3.94%	12,016,113.25 13,077.45	1.45% (417,641.22)	Aaa/AA+ AA+	1.08 1.06
91282CGA3	UNITED STATES TREASURY 4.0 12/15/2025	4,000,000.00	12/27/2022 4.17%	3,980,468.75 3,992,064.87	100.16 3.86%	4,006,406.24 47,213.11	0.48% 14,341.37	Aaa/AA+ AA+	1.21 1.15
91282CGE5	UNITED STATES TREASURY 3.875 01/15/2026	4,000,000.00	-- 3.96%	3,990,000.00 3,995,596.61	100.05 3.83%	4,002,031.24 32,853.26	0.48% 6,434.63	Aaa/AA+ AA+	1.29 1.24
91282CCW9	UNITED STATES TREASURY 0.75 08/31/2026	3,200,000.00	09/17/2021 0.86%	3,182,625.00 3,193,275.13	94.65 3.67%	3,028,875.01 2,055.25	0.36% (164,400.12)	Aaa/AA+ AA+	1.92 1.87
91282CCZ2	UNITED STATES TREASURY 0.875 09/30/2026	19,350,000.00	-- 1.08%	19,157,605.47 19,272,554.82	94.73 3.64%	18,329,589.75 465.14	2.21% (942,965.07)	Aaa/AA+ AA+	2.00 1.95
91282CDG3	UNITED STATES TREASURY 1.125 10/31/2026	6,420,000.00	11/15/2021 1.25%	6,380,878.13 6,403,564.06	94.98 3.65%	6,097,746.11 30,224.59	0.73% (305,817.95)	Aaa/AA+ AA+	2.08 2.02
91282CEW7	UNITED STATES TREASURY 3.25 06/30/2027	7,000,000.00	07/13/2022 3.12%	7,042,656.25 7,023,601.09	99.16 3.57%	6,940,937.50 57,493.21	0.84% (82,663.59)	Aaa/AA+ AA+	2.75 2.58
91282CFB2	UNITED STATES TREASURY 2.75 07/31/2027	1,300,000.00	08/22/2022 3.12%	1,277,960.94 1,287,373.07	97.77 3.58%	1,271,003.90 6,023.10	0.15% (16,369.17)	Aaa/AA+ AA+	2.83 2.68
91282CFH9	UNITED STATES TREASURY 3.125 08/31/2027	16,400,000.00	-- 3.41%	16,182,777.35 16,272,757.63	98.76 3.58%	16,196,921.92 43,888.12	1.95% (75,835.71)	Aaa/AA+ AA+	2.92 2.75
91282CFM8	UNITED STATES TREASURY 4.125 09/30/2027	12,150,000.00	10/20/2022 4.45%	11,974,394.53 12,043,330.16	101.61 3.56%	12,345,064.48 1,376.89	1.49% 301,734.32	Aaa/AA+ AA+	3.00 2.80

HOLDINGS REPORT



City of Sunnyvale Managed Cons | Account #10622 | As of September 30, 2024

Cusip	Security Description	Par Value/ Units	Purchase Date Purchase Yield	Cost Value Book Value	Mkt Price Mkt YTM	Market Value Accrued Int.	% of Port. Gain/Loss	Moody's/ S&P/ Fitch	Maturity Duration
91282CFZ9	UNITED STATES TREASURY 3.875 11/30/2027	8,000,000.00	12/27/2022 3.92%	7,984,687.50 7,990,163.55	100.88 3.58%	8,070,000.00 104,180.33	0.97% 79,836.45	Aaa/AA+ AA+	3.17 2.92
91282CGC9	UNITED STATES TREASURY 3.875 12/31/2027	8,000,000.00	01/05/2023 3.95%	7,972,812.50 7,982,283.31	100.95 3.56%	8,076,250.00 78,342.39	0.97% 93,966.69	Aaa/AA+ AA+	3.25 3.00
91282CGH8	UNITED STATES TREASURY 3.5 01/31/2028	16,000,000.00	02/03/2023 3.61%	15,916,875.00 15,944,415.87	99.77 3.57%	15,963,750.08 94,347.83	1.92% 19,334.21	Aaa/AA+ AA+	3.34 3.10
91282CGP0	UNITED STATES TREASURY 4.0 02/29/2028	12,400,000.00	-- 3.92%	12,445,562.50 12,431,548.28	101.36 3.57%	12,568,562.50 42,475.14	1.51% 137,014.22	Aaa/AA+ AA+	3.42 3.16
91282CHA2	UNITED STATES TREASURY 3.5 04/30/2028	7,500,000.00	05/22/2023 3.75%	7,416,210.94 7,439,227.36	99.75 3.57%	7,481,542.95 109,850.54	0.90% 42,315.59	Aaa/AA+ AA+	3.58 3.29
91282CHE4	UNITED STATES TREASURY 3.625 05/31/2028	12,000,000.00	06/14/2023 4.00%	11,801,718.75 11,853,181.90	100.16 3.58%	12,018,750.00 146,188.52	1.45% 165,568.10	Aaa/AA+ AA+	3.67 3.36
91282CJA0	UNITED STATES TREASURY 4.625 09/30/2028	14,000,000.00	10/04/2023 4.77%	13,908,125.00 13,926,378.98	103.88 3.57%	14,543,593.68 1,778.85	1.75% 617,214.70	Aaa/AA+ AA+	4.00 3.64
91282CJR3	UNITED STATES TREASURY 3.75 12/31/2028	13,000,000.00	-- 3.99%	12,861,054.69 12,881,037.64	100.67 3.58%	13,087,343.75 123,199.73	1.58% 206,306.11	Aaa/AA+ AA+	4.25 3.86
91282CJW2	UNITED STATES TREASURY 4.0 01/31/2029	10,000,000.00	02/16/2024 4.31%	9,862,500.00 9,879,478.13	101.69 3.58%	10,168,750.00 67,391.30	1.22% 289,271.87	Aaa/AA+ AA+	4.34 3.93
91282CKG5	UNITED STATES TREASURY 4.125 03/31/2029	12,000,000.00	04/10/2024 4.57%	11,763,281.25 11,785,844.52	102.27 3.57%	12,272,343.72 1,359.89	1.48% 486,499.20	Aaa/AA+ AA+	4.50 4.08
91282CKP5	UNITED STATES TREASURY 4.625 04/30/2029	19,000,000.00	-- 4.47%	19,133,125.00 19,122,899.36	104.42 3.57%	19,840,156.25 367,737.77	2.39% 717,256.89	Aaa/AA+ AA+	4.58 4.04
91282CKX8	UNITED STATES TREASURY 4.25 06/30/2029	8,000,000.00	07/18/2024 4.09%	8,056,562.50 8,054,246.16	102.92 3.57%	8,233,750.00 85,923.91	0.99% 179,503.84	Aaa/AA+ AA+	4.75 4.24
91282CLK5	UNITED STATES TREASURY 3.625 08/31/2029	16,000,000.00	09/11/2024 3.45%	16,125,625.00 16,124,377.76	100.30 3.56%	16,047,500.00 49,668.51	1.93% (76,877.76)	Aaa/AA+ AA+	4.92 4.45
91282CHR5	UNITED STATES TREASURY 4.0 07/31/2030	9,000,000.00	-- 4.26%	8,877,171.88 8,883,466.14	101.96 3.62%	9,176,132.79 60,652.17	1.11% 292,666.65	Aaa/AA+ AA+	5.83 5.14
91282CJG7	UNITED STATES TREASURY 4.875 10/31/2030	7,000,000.00	10/27/2023 4.86%	7,005,195.31 7,004,512.63	106.73 3.63%	7,471,406.25 142,805.71	0.90% 466,893.62	Aaa/AA+ AA+	6.08 5.17
Total US Treasury		280,470,000.00	3.42%	278,574,200.41 279,411,791.07	100.31 3.66%	281,128,442.21 1,728,157.80	33.86% 1,716,651.14	Aaa/AA+ AA+	3.33 3.04
Total Portfolio		834,546,421.77	3.32%	828,172,298.51 829,898,481.27	99.16 3.93%	830,183,668.85 4,353,055.38	100.00% 285,187.58	Aa2/AA AA	3.01 2.61

HOLDINGS REPORT



City of Sunnyvale Managed Cons | Account #10622 | As of September 30, 2024

Cusip	Security Description	Par Value/ Units	Purchase Date Purchase Yield	Cost Value Book Value	Mkt Price Mkt YTM	Market Value Accrued Int.	% of Port. Gain/Loss	Moody's/ S&P/ Fitch	Maturity Duration
Total Market Value + Accrued						834,536,724.23			

TRANSACTION LEDGER



City of Sunnyvale Managed Cons | Account #10622 | As of July 31, 2024

Transaction Type	Settlement Date	CUSIP	Quantity	Security Description	Price	Acq/Disp Yield	Amount	Interest Pur/Sold	Total Amount	Gain/Loss
ACQUISITIONS										
Purchase	07/01/2024	60934N807	512,500.00	FEDERATED HRMS GV O SVC	1.000	4.93%	(512,500.00)	0.00	(512,500.00)	0.00
Purchase	07/02/2024	60934N807	0.05	FEDERATED HRMS GV O SVC	1.000	4.97%	(0.05)	0.00	(0.05)	0.00
Purchase	07/02/2024	60934N807	16,082.86	FEDERATED HRMS GV O SVC	1.000	4.97%	(16,082.86)	0.00	(16,082.86)	0.00
Purchase	07/08/2024	60934N807	112,003.13	FEDERATED HRMS GV O SVC	1.000	4.95%	(112,003.13)	0.00	(112,003.13)	0.00
Purchase	07/10/2024	60934N807	163,250.00	FEDERATED HRMS GV O SVC	1.000	4.96%	(163,250.00)	0.00	(163,250.00)	0.00
Purchase	07/10/2024	60934N807	1.63	FEDERATED HRMS GV O SVC	1.000	4.96%	(1.63)	0.00	(1.63)	0.00
Purchase	07/12/2024	60934N807	225.00	FEDERATED HRMS GV O SVC	1.000	4.96%	(225.00)	0.00	(225.00)	0.00
Purchase	07/15/2024	60934N807	88,472.35	FEDERATED HRMS GV O SVC	1.000	4.97%	(88,472.35)	0.00	(88,472.35)	0.00
Purchase	07/15/2024	60934N807	1,619,840.55	FEDERATED HRMS GV O SVC	1.000	4.97%	(1,619,840.55)	0.00	(1,619,840.55)	0.00
Purchase	07/16/2024	60934N807	216,624.85	FEDERATED HRMS GV O SVC	1.000	4.97%	(216,624.85)	0.00	(216,624.85)	0.00
Purchase	07/17/2024	713448FX1	7,560,000.00	PEPSICO INC 4.5 07/17/2029	99.845	4.53%	(7,548,282.00)	0.00	(7,548,282.00)	0.00
Purchase	07/17/2024	60934N807	58,301.77	FEDERATED HRMS GV O SVC	1.000	4.97%	(58,301.77)	0.00	(58,301.77)	0.00
Purchase	07/18/2024	60934N807	107,404.79	FEDERATED HRMS GV O SVC	1.000	4.97%	(107,404.79)	0.00	(107,404.79)	0.00
Purchase	07/19/2024	91282CKX8	8,000,000.00	UNITED STATES TREASURY 4.25 06/30/2029	100.707	4.09%	(8,056,562.50)	(17,554.35)	(8,074,116.85)	0.00
Purchase	07/22/2024	60934N807	267,505.65	FEDERATED HRMS GV O SVC	1.000	4.96%	(267,505.65)	0.00	(267,505.65)	0.00
Purchase	07/23/2024	60934N807	140,360.00	FEDERATED HRMS GV O SVC	1.000	4.96%	(140,360.00)	0.00	(140,360.00)	0.00

TRANSACTION LEDGER



City of Sunnyvale Managed Cons | Account #10622 | As of July 31, 2024

Transaction Type	Settlement Date	CUSIP	Quantity	Security Description	Price	Acq/Disp Yield	Amount	Interest Pur/Sold	Total Amount	Gain/Loss
Purchase	07/24/2024	60934N807	5,286,544.55	FEDERATED HRMS GV O SVC	1.000	4.97%	(5,286,544.55)	0.00	(5,286,544.55)	0.00
Purchase	07/25/2024	60934N807	183,388.77	FEDERATED HRMS GV O SVC	1.000	4.98%	(183,388.77)	0.00	(183,388.77)	0.00
Purchase	07/25/2024	60934N807	257,914.89	FEDERATED HRMS GV O SVC	1.000	4.98%	(257,914.89)	0.00	(257,914.89)	0.00
Purchase	07/29/2024	60934N807	111,478.75	FEDERATED HRMS GV O SVC	1.000	4.98%	(111,478.75)	0.00	(111,478.75)	0.00
Purchase	07/29/2024	60934N807	82,250.00	FEDERATED HRMS GV O SVC	1.000	4.98%	(82,250.00)	0.00	(82,250.00)	0.00
Purchase	07/31/2024	60934N807	684,125.00	FEDERATED HRMS GV O SVC	1.000	4.97%	(684,125.00)	0.00	(684,125.00)	0.00
Total Purchase			25,468,274.59				(25,513,119.09)	(17,554.35)	(25,530,673.44)	0.00
TOTAL ACQUISITIONS			25,468,274.59				(25,513,119.09)	(17,554.35)	(25,530,673.44)	0.00
DISPOSITIONS										
Sale	07/08/2024	60934N807	(28,190.80)	FEDERATED HRMS GV O SVC	1.000	4.95%	28,190.80	0.00	28,190.80	0.00
Sale	07/17/2024	9128283V0	(7,500,000.00)	UNITED STATES TREASURY 2.5 01/31/2025	98.586	1.90%	7,393,945.31	(86,538.46)	7,480,483.77	(129,996.25)
Sale	07/19/2024	3135G0X24	(8,000,000.00)	FEDERAL NATIONAL MORTGAGE ASSOCIATION 1.625 01/07/2025	98.339	1.69%	7,867,120.00	(4,333.33)	7,871,453.33	(144,675.73)
Sale	07/19/2024	60934N807	(202,663.52)	FEDERATED HRMS GV O SVC	1.000	4.96%	202,663.52	0.00	202,663.52	0.00
Sale	07/24/2024	89236TJT3	(1,825,000.00)	TOYOTA MOTOR CREDIT CORP 1.45 01/13/2025	98.158	1.50%	1,791,383.50	(808.58)	1,792,192.08	(33,230.49)
Sale	07/24/2024	9128283V0	(3,500,000.00)	UNITED STATES TREASURY 2.5 01/31/2025	98.637	1.90%	3,452,285.16	(42,067.31)	3,494,352.47	(58,492.57)
Sale	07/26/2024	60934N807	(10,000,000.00)	FEDERATED HRMS GV O SVC	1.000	4.98%	10,000,000.00	0.00	10,000,000.00	0.00
Total Sale			(31,055,854.32)				30,735,588.29	(133,747.68)	30,869,335.97	(366,395.05)

TRANSACTION LEDGER



City of Sunnyvale Managed Cons | Account #10622 | As of July 31, 2024

Transaction Type	Settlement Date	CUSIP	Quantity	Security Description	Price	Acq/Disp Yield	Amount	Interest Pur/Sold	Total Amount	Gain/Loss
TOTAL DISPOSITIONS			(31,055,854.32)				30,735,588.29	(133,747.68)	30,869,335.97	(366,395.05)
OTHER										
Cash Transfer	07/10/2024	CCYUSD	1.63	Cash		0.00%	1.63	0.00	1.63	0.00
Cash Transfer	07/26/2024	CCYUSD	(10,000,000.00)	Cash		0.00%	(10,000,000.00)	0.00	(10,000,000.00)	0.00
Total Cash Transfer			(9,999,998.37)				(9,999,998.37)	0.00	(9,999,998.37)	0.00
Coupon	07/01/2024	3137BSRE5	0.00	FHMS K-059 A2 3.12 09/25/2026		2.05%	15,600.00	0.00	15,600.00	0.00
Coupon	07/01/2024	3137F2LJ3	0.00	FHMS K-066 A2 3.117 06/25/2027		4.33%	2,337.75	0.00	2,337.75	0.00
Coupon	07/01/2024	3137BRQJ7	0.00	FHMS K-057 A2 2.57 07/25/2026		1.69%	14,248.51	0.00	14,248.51	0.00
Coupon	07/01/2024	3137FBBX3	0.00	FHMS K-068 A2 3.244 08/25/2027		4.37%	40,550.00	0.00	40,550.00	0.00
Coupon	07/01/2024	3137FBU79	0.00	FHMS K-069 A2 3.187 09/25/2027		4.07%	23,902.50	0.00	23,902.50	0.00
Coupon	07/01/2024	3137FCJK1	0.00	FHMS K-070 A2 3.303 11/25/2027		4.35%	14,646.05	0.00	14,646.05	0.00
Coupon	07/01/2024	3137FCLD4	0.00	FHMS K-071 A2 3.286 11/25/2027		3.91%	10,212.16	0.00	10,212.16	0.00
Coupon	07/01/2024	3137FEBQ2	0.00	FHMS K-072 A2 3.444 12/25/2027		3.91%	5,320.98	0.00	5,320.98	0.00
Coupon	07/01/2024	3137FETN0	0.00	FHMS K-073 A2 3.35 01/25/2028		4.16%	34,058.32	0.00	34,058.32	0.00
Coupon	07/01/2024	3137F4X72	0.00	FHMS K-075 A2 3.65 02/25/2028		4.02%	10,645.83	0.00	10,645.83	0.00
Coupon	07/01/2024	3137FEZU7	0.00	FHMS K-076 A2 3.9 04/25/2028		3.77%	9,319.38	0.00	9,319.38	0.00
Coupon	07/01/2024	3137FKUP9	0.00	FHMS K-087 A2 3.771 12/25/2028		4.67%	37,710.00	0.00	37,710.00	0.00
Coupon	07/01/2024	3137FKZZ2	0.00	FHMS K-088 A2 3.69 01/25/2029		4.89%	19,283.33	0.00	19,283.33	0.00

TRANSACTION LEDGER



City of Sunnyvale Managed Cons | Account #10622 | As of July 31, 2024

Transaction Type	Settlement Date	CUSIP	Quantity	Security Description	Price	Acq/Disp Yield	Amount	Interest Pur/Sold	Total Amount	Gain/Loss
Coupon	07/01/2024	3137FMTY8	0.00	FHMS K-094 A2 2.903 06/25/2029		4.71%	9,676.67	0.00	9,676.67	0.00
Coupon	07/01/2024	3137FQXJ7	0.00	FHMS K-737 A2 2.525 10/25/2026		3.21%	10,520.83	0.00	10,520.83	0.00
Coupon	07/01/2024	3137H5YC5	0.00	FHMS K-748 A2 2.26 01/25/2029		4.59%	2,636.67	0.00	2,636.67	0.00
Coupon	07/01/2024	3137H9D71	0.00	FHMS K-750 A2 3.0 09/25/2029		4.44%	11,500.00	0.00	11,500.00	0.00
Coupon	07/01/2024	3137HB2L7	0.00	FHMS K-753 A2 4.4 10/25/2030		5.11%	18,333.34	0.00	18,333.34	0.00
Coupon	07/07/2024	3135G0X24	0.00	FEDERAL NATIONAL MORTGAGE ASSOCIATION 1.625 01/07/2025		1.31%	112,003.13	0.00	112,003.13	0.00
Coupon	07/10/2024	69371RS31	0.00	PACCAR FINANCIAL CORP 4.6 01/10/2028		4.71%	57,500.00	0.00	57,500.00	0.00
Coupon	07/10/2024	66815L2Q1	0.00	NORTHWESTERN MUTUAL GLOBAL FUNDING 4.71 01/10/2029		4.67%	105,975.00	0.00	105,975.00	0.00
Coupon	07/13/2024	89236TJT3	0.00	TOYOTA MOTOR CREDIT CORP 1.45 01/13/2025		1.50%	13,231.25	0.00	13,231.25	0.00
Coupon	07/15/2024	756109AU8	0.00	REALTY INCOME CORP 3.65 01/15/2028		4.61%	54,750.00	0.00	54,750.00	0.00
Coupon	07/15/2024	47788UAC6	0.00	JDOT 2021 A3 0.36 09/15/2025		0.39%	61.19	0.00	61.19	0.00
Coupon	07/15/2024	44933LAC7	0.00	HART 2021-A A3 0.38 09/15/2025		0.00%	28.02	0.00	28.02	0.00
Coupon	07/15/2024	47789QAC4	0.00	JDOT 2021-B A3 0.52 03/16/2026		0.53%	337.67	0.00	337.67	0.00
Coupon	07/15/2024	89238JAC9	0.00	TAOT 2021-D A3 0.71 04/15/2026		0.71%	484.01	0.00	484.01	0.00
Coupon	07/15/2024	44935FAD6	0.00	HART 2021-C A3 0.74 05/15/2026		3.58%	817.03	0.00	817.03	0.00
Coupon	07/15/2024	87612EBM7	0.00	TARGET CORP 1.95 01/15/2027		1.99%	37,488.75	0.00	37,488.75	0.00

TRANSACTION LEDGER



City of Sunnyvale Managed Cons | Account #10622 | As of July 31, 2024

Transaction Type	Settlement Date	CUSIP	Quantity	Security Description	Price	Acq/Disp Yield	Amount	Interest Pur/Sold	Total Amount	Gain/Loss
Coupon	07/15/2024	43815BAC4	0.00	HAROT 2022-1 A3 1.88 05/15/2026		1.90%	3,550.45	0.00	3,550.45	0.00
Coupon	07/15/2024	448977AD0	0.00	HART 2022-A A3 2.22 10/15/2026		2.23%	3,488.41	0.00	3,488.41	0.00
Coupon	07/15/2024	47787JAC2	0.00	JDOT 2022 A3 0.36 09/15/2026		2.35%	2,404.69	0.00	2,404.69	0.00
Coupon	07/15/2024	89238FAD5	0.00	TAOT 2022-B A3 2.93 09/15/2026		2.95%	3,352.12	0.00	3,352.12	0.00
Coupon	07/15/2024	47800AAC4	0.00	JDOT 2022-B A3 3.74 02/16/2027		3.78%	8,421.49	0.00	8,421.49	0.00
Coupon	07/15/2024	47800BAC2	0.00	JDOT 2022-C A3 5.09 06/15/2027		5.15%	20,953.83	0.00	20,953.83	0.00
Coupon	07/15/2024	91282CGE5	0.00	UNITED STATES TREASURY 3.875 01/15/2026		3.96%	310,000.00	0.00	310,000.00	0.00
Coupon	07/15/2024	161571HT4	0.00	CHAIT 2023-1 A 5.16 09/15/2028		5.23%	38,592.50	0.00	38,592.50	0.00
Coupon	07/15/2024	02582JKH2	0.00	AMXCA 2024-1 A 5.23 04/16/2029		5.29%	28,503.50	0.00	28,503.50	0.00
Coupon	07/15/2024	44934FAD7	0.00	HALST 24B A3 5.41 05/17/2027		5.47%	14,539.37	0.00	14,539.37	0.00
Coupon	07/15/2024	58770JAD6	0.00	MBALT 2024-A A3 5.32 01/18/2028		5.39%	9,620.33	0.00	9,620.33	0.00
Coupon	07/15/2024	05522RDJ4	0.00	BACCT 2024-1 A 4.93 03/15/2029		4.93%	18,405.33	0.00	18,405.33	0.00
Coupon	07/15/2024	02582JJR2	0.00	AMXCA 2021-1 A 0.9 11/15/2024		5.19%	3,375.00	0.00	3,375.00	0.00
Coupon	07/15/2024	02582JIT8	0.00	AMXCA 2022-2 A 05/17/2027		3.42%	17,331.38	0.00	17,331.38	0.00
Coupon	07/16/2024	362554AC1	0.00	GMCAR 2021-4 A3 0.68 09/16/2026		0.68%	406.79	0.00	406.79	0.00
Coupon	07/16/2024	380146AC4	0.00	GMCAR 2022-1 A3 1.26 11/16/2026		1.27%	765.14	0.00	765.14	0.00
Coupon	07/16/2024	362585AC5	0.00	GMCAR 2022-2 A3 3.1 02/16/2027		3.13%	3,370.67	0.00	3,370.67	0.00

TRANSACTION LEDGER



City of Sunnyvale Managed Cons | Account #10622 | As of July 31, 2024

Transaction Type	Settlement Date	CUSIP	Quantity	Security Description	Price	Acq/Disp Yield	Amount	Interest Pur/Sold	Total Amount	Gain/Loss
Coupon	07/17/2024	57629W5B2	0.00	MASSMUTUAL GLOBAL FUNDING II 4.85 01/17/2029		4.85%	126,100.00	0.00	126,100.00	0.00
Coupon	07/18/2024	43815PAC3	0.00	HAROT 2022-2 A3 3.73 07/20/2026		3.76%	3,963.95	0.00	3,963.95	0.00
Coupon	07/18/2024	437930AC4	0.00	HONDO-242-A3 5.27 11/20/2028		5.33%	12,428.42	0.00	12,428.42	0.00
Coupon	07/20/2024	24422EWR6	0.00	JOHN DEERE CAPITAL CORP 4.75 01/20/2028		4.38%	95,000.00	0.00	95,000.00	0.00
Coupon	07/20/2024	36269WAD1	0.00	GMALT 2024-2 A3 5.39 07/20/2027		5.45%	13,385.17	0.00	13,385.17	0.00
Coupon	07/21/2024	3137EAEU9	0.00	FEDERAL HOME LOAN MORTGAGE CORP 0.375 07/21/2025		0.41%	15,000.00	0.00	15,000.00	0.00
Coupon	07/21/2024	43815GAC3	0.00	HAROT 2021-4 A3 0.88 01/21/2026		0.90%	621.21	0.00	621.21	0.00
Coupon	07/21/2024	78016EYV3	0.00	ROYAL BANK OF CANADA 2.05 01/21/2027		2.04%	53,812.50	0.00	53,812.50	0.00
Coupon	07/23/2024	46647PAM8	0.00	JPMORGAN CHASE & CO 3.509 01/23/2029		4.78%	140,360.00	0.00	140,360.00	0.00
Coupon	07/25/2024	05602RAD3	0.00	BMWOT 2022-A A3 3.21 08/25/2026		3.24%	3,911.42	0.00	3,911.42	0.00
Coupon	07/25/2024	096919AD7	0.00	BMWOT 2024-A A3 5.18 02/26/2029		5.18%	23,425.11	0.00	23,425.11	0.00
Coupon	07/28/2024	61747YEZ4	0.00	MORGAN STANLEY 5.05 01/28/2027		4.99%	111,478.75	0.00	111,478.75	0.00
Coupon	07/29/2024	64952WFF5	0.00	NEW YORK LIFE GLOBAL FUNDING 4.7 01/29/2029		4.74%	82,250.00	0.00	82,250.00	0.00
Coupon	07/31/2024	91282CAB7	0.00	UNITED STATES TREASURY 0.25 07/31/2025		1.45%	6,250.00	0.00	6,250.00	0.00
Coupon	07/31/2024	91282CFB2	0.00	UNITED STATES TREASURY 2.75 07/31/2027		3.12%	17,875.00	0.00	17,875.00	0.00
Coupon	07/31/2024	91282CGH8	0.00	UNITED STATES TREASURY 3.5 01/31/2028		3.61%	280,000.00	0.00	280,000.00	0.00

TRANSACTION LEDGER



City of Sunnyvale Managed Cons | Account #10622 | As of July 31, 2024

Transaction Type	Settlement Date	CUSIP	Quantity	Security Description	Price	Acq/Disp Yield	Amount	Interest Pur/Sold	Total Amount	Gain/Loss
Coupon	07/31/2024	91282CHR5	0.00	UNITED STATES TREASURY 4.0 07/31/2030		4.26%	180,000.00	0.00	180,000.00	0.00
Coupon	07/31/2024	91282CJW2	0.00	UNITED STATES TREASURY 4.0 01/31/2029		4.31%	200,000.00	0.00	200,000.00	0.00
Total Coupon			0.00				2,526,120.90	0.00	2,526,120.90	0.00
Dividend	07/31/2024	60934N807	0.00	FEDERATED HRMS GV O SVC		4.98%	19,120.49	0.00	19,120.49	0.00
Total Dividend			0.00				19,120.49	0.00	19,120.49	0.00
Other Expense	07/08/2024	CCYUSD	(28,190.80)	Cash		0.00%	(28,190.80)	0.00	(28,190.80)	0.00
Total Other Expense			(28,190.80)				(28,190.80)	0.00	(28,190.80)	0.00
Principal Paydown	07/01/2024	3137FBU79	3,206.97	FHMS K-069 A2 3.187 09/25/2027		4.07%	3,206.97	--	3,206.97	0.00
Principal Paydown	07/15/2024	44933LAC7	88,472.35	HART 2021-A A3 0.38 09/15/2025		0.00%	88,472.35	--	88,472.35	(0.01)
Principal Paydown	07/15/2024	47788UAC6	53,209.45	JDOT 2021 A3 0.36 09/15/2025		0.39%	53,209.45	--	53,209.45	0.01
Principal Paydown	07/15/2024	47789QAC4	65,566.19	JDOT 2021-B A3 0.52 03/16/2026		0.53%	65,566.19	--	65,566.19	0.00
Principal Paydown	07/15/2024	89238JAC9	81,454.32	TAOT 2021-D A3 0.71 04/15/2026		0.71%	81,454.32	--	81,454.32	(0.01)
Principal Paydown	07/15/2024	44935FAD6	166,830.46	HART 2021-C A3 0.74 05/15/2026		5.71%	166,830.46	--	166,830.46	(0.00)
Principal Paydown	07/15/2024	43815BAC4	192,331.57	HAROT 2022-1 A3 1.88 05/15/2026		1.90%	192,331.57	--	192,331.57	0.00
Principal Paydown	07/15/2024	448977AD0	157,140.00	HART 2022-A A3 2.22 10/15/2026		2.23%	157,140.00	--	157,140.00	0.00
Principal Paydown	07/15/2024	47787JAC2	91,818.85	JDOT 2022 A3 0.36 09/15/2026		2.35%	91,818.85	--	91,818.85	(0.02)
Principal Paydown	07/15/2024	89238FAD5	96,262.23	TAOT 2022-B A3 2.93 09/15/2026		2.95%	96,262.23	--	96,262.23	0.01
Principal Paydown	07/15/2024	47800AAC4	125,491.16	JDOT 2022-B A3 3.74 02/16/2027		3.78%	125,491.16	--	125,491.16	0.01



TRANSACTION LEDGER

City of Sunnyvale Managed Cons | Account #10622 | As of July 31, 2024

Transaction Type	Settlement Date	CUSIP	Quantity	Security Description	Price	Acq/Disp Yield	Amount	Interest Pur/Sold	Total Amount	Gain/Loss
Principal Paydown	07/16/2024	362554AC1	65,044.84	GMCAR 2021-4 A3 0.68 09/16/2026		0.68%	65,044.84	--	65,044.84	0.01
Principal Paydown	07/16/2024	380146AC4	61,386.25	GMCAR 2022-1 A3 1.26 11/16/2026		1.27%	61,386.25	--	61,386.25	(0.00)
Principal Paydown	07/16/2024	362585AC5	85,651.16	GMCAR 2022-2 A3 3.1 02/16/2027		3.13%	85,651.16	--	85,651.16	0.00
Principal Paydown	07/18/2024	43815PAC3	91,012.42	HAROT 2022-2 A3 3.73 07/20/2026		3.76%	91,012.42	--	91,012.42	0.00
Principal Paydown	07/21/2024	43815GAC3	89,686.77	HAROT 2021-4 A3 0.88 01/21/2026		0.90%	89,686.77	--	89,686.77	0.01
Principal Paydown	07/25/2024	05602RAD3	120,257.84	BMWOT 2022-A A3 3.21 08/25/2026		3.24%	120,257.84	--	120,257.84	0.01
Total Principal Paydown			1,634,822.83				1,634,822.83	--	1,634,822.83	0.02
TOTAL OTHER TRANSACTIONS			(8,393,366.34)				(5,848,124.95)	0.00	(5,848,124.95)	0.02

TRANSACTION LEDGER



City of Sunnyvale Managed Cons | Account #10622 | As of August 31, 2024

Transaction Type	Settlement Date	CUSIP	Quantity	Security Description	Price	Acq/Disp Yield	Amount	Interest Pur/Sold	Total Amount	Gain/Loss
ACQUISITIONS										
Purchase	08/01/2024	60934N807	95,000.00	FEDERATED HRMS GV O SVC	1.000	4.99%	(95,000.00)	0.00	(95,000.00)	0.00
Purchase	08/02/2024	60934N807	0.06	FEDERATED HRMS GV O SVC	1.000	4.97%	(0.06)	0.00	(0.06)	0.00
Purchase	08/02/2024	60934N807	19,120.43	FEDERATED HRMS GV O SVC	1.000	4.97%	(19,120.43)	0.00	(19,120.43)	0.00
Purchase	08/09/2024	60934N807	139,500.00	FEDERATED HRMS GV O SVC	1.000	4.95%	(139,500.00)	0.00	(139,500.00)	0.00
Purchase	08/12/2024	60934N807	216,108.75	FEDERATED HRMS GV O SVC	1.000	4.95%	(216,108.75)	0.00	(216,108.75)	0.00
Purchase	08/13/2024	60934N807	14,145,284.97	FEDERATED HRMS GV O SVC	1.000	4.95%	(14,145,284.97)	0.00	(14,145,284.97)	0.00
Purchase	08/15/2024	30303M854	3,336,000.00	META PLATFORMS INC 4.3 08/15/2029	99.852	4.33%	(3,331,062.72)	(2,390.80)	(3,333,453.52)	0.00
Purchase	08/15/2024	30303M854	1,224,000.00	META PLATFORMS INC 4.3 08/15/2029	99.825	4.34%	(1,221,858.00)	(877.20)	(1,222,735.20)	0.00
Purchase	08/15/2024	171239ALO	3,019,000.00	CHUBB INA HOLDINGS LLC 4.65 08/15/2029	100.584	4.52%	(3,036,630.96)	(5,849.31)	(3,042,480.27)	0.00
Purchase	08/15/2024	171239ALO	400,000.00	CHUBB INA HOLDINGS LLC 4.65 08/15/2029	100.562	4.52%	(402,248.00)	(775.00)	(403,023.00)	0.00
Purchase	08/15/2024	171239ALO	907,000.00	CHUBB INA HOLDINGS LLC 4.65 08/15/2029	100.503	4.53%	(911,562.21)	(1,757.31)	(913,319.52)	0.00
Purchase	08/16/2024	171239ALO	4,064,000.00	CHUBB INA HOLDINGS LLC 4.65 08/15/2029	100.649	4.50%	(4,090,375.37)	(8,398.93)	(4,098,774.30)	0.00
Purchase	08/16/2024	60934N807	608,150.66	FEDERATED HRMS GV O SVC	1.000	4.95%	(608,150.66)	0.00	(608,150.66)	0.00
Purchase	08/19/2024	60934N807	109,785.12	FEDERATED HRMS GV O SVC	1.000	4.95%	(109,785.12)	0.00	(109,785.12)	0.00
Purchase	08/20/2024	60934N807	13,385.17	FEDERATED HRMS GV O SVC	1.000	4.93%	(13,385.17)	0.00	(13,385.17)	0.00
Purchase	08/21/2024	43813YAC6	5,175,000.00	HAROT 2024-3 A3 4.57 03/21/2029	99.984	4.66%	(5,174,187.01)	0.00	(5,174,187.01)	0.00

TRANSACTION LEDGER



City of Sunnyvale Managed Cons | Account #10622 | As of August 31, 2024

Transaction Type	Settlement Date	CUSIP	Quantity	Security Description	Price	Acq/Disp Yield	Amount	Interest Pur/Sold	Total Amount	Gain/Loss
Purchase	08/21/2024	60934N807	93,441.80	FEDERATED HRMS GV O SVC	1.000	4.94%	(93,441.80)	0.00	(93,441.80)	0.00
Purchase	08/26/2024	60934N807	387,808.63	FEDERATED HRMS GV O SVC	1.000	4.94%	(387,808.63)	0.00	(387,808.63)	0.00
Purchase	08/26/2024	60934N807	192,113.26	FEDERATED HRMS GV O SVC	1.000	4.94%	(192,113.26)	0.00	(192,113.26)	0.00
Total Purchase			34,144,698.85				(34,187,623.12)	(20,048.55)	(34,207,671.67)	0.00
TOTAL ACQUISITIONS			34,144,698.85				(34,187,623.12)	(20,048.55)	(34,207,671.67)	0.00
OTHER										
Sale	08/12/2024	60934N807	(28,286.27)	FEDERATED HRMS GV O SVC	1.000	4.95%	28,286.27	0.00	28,286.27	0.00
Sale	08/13/2024	91282CEQ0	(3,500,000.00)	UNITED STATES TREASURY 2.75 05/15/2025	98.563	2.91%	3,449,687.50	(23,539.40)	3,473,226.90	(46,177.81)
Sale	08/13/2024	06406HCQ0	(4,287,000.00)	BANK OF NEW YORK MELLON CORP 3.95 11/18/2025	99.018	3.21%	4,244,901.66	(39,982.23)	4,284,883.89	(77,777.51)
Sale	08/13/2024	91282CEU1	(6,450,000.00)	UNITED STATES TREASURY 2.875 06/15/2025	98.562	3.38%	6,357,281.25	(29,892.93)	6,387,174.18	(66,550.57)
Sale	08/15/2024	60934N807	(7,300,047.17)	FEDERATED HRMS GV O SVC	1.000	4.95%	7,300,047.17	0.00	7,300,047.17	0.00
Sale	08/16/2024	89788JAA7	(4,550,000.00)	TRUIST BANK 1.5 03/10/2025	97.892	1.63%	4,454,086.00	(29,575.00)	4,483,661.00	(92,715.47)
Sale	08/21/2024	89788JAA7	(3,000,000.00)	TRUIST BANK 1.5 03/10/2025	97.960	1.63%	2,938,800.00	(20,125.00)	2,958,925.00	(59,142.27)
Sale	08/21/2024	60934N807	(2,215,262.01)	FEDERATED HRMS GV O SVC	1.000	4.94%	2,215,262.01	0.00	2,215,262.01	0.00
Sale	08/23/2024	60934N807	(4,000,000.00)	FEDERATED HRMS GV O SVC	1.000	4.94%	4,000,000.00	0.00	4,000,000.00	0.00
Total Sale			(35,330,595.45)				34,988,351.86	(143,114.56)	35,131,466.42	(342,363.63)
TOTAL OTHER TRANSACTIONS			(35,330,595.45)				34,988,351.86	(143,114.56)	35,131,466.42	(342,363.63)
OTHER										

TRANSACTION LEDGER



City of Sunnyvale Managed Cons | Account #10622 | As of August 31, 2024

Transaction Type	Settlement Date	CUSIP	Quantity	Security Description	Price	Acq/Disp Yield	Amount	Interest Pur/Sold	Total Amount	Gain/Loss
Cash Transfer	08/23/2024	CCYUSD	(4,000,000.00)	Cash		0.00%	(4,000,000.00)	0.00	(4,000,000.00)	0.00
Total Cash Transfer			(4,000,000.00)				(4,000,000.00)	0.00	(4,000,000.00)	0.00
Coupon	08/01/2024	3137BRQJ7	0.00	FHMS K-057 A2 2.57 07/25/2026		1.68%	14,248.51	0.00	14,248.51	0.00
Coupon	08/01/2024	742718FV6	0.00	PROCTER & GAMBLE CO 1.9 02/01/2027		1.93%	95,000.00	0.00	95,000.00	0.00
Coupon	08/01/2024	3137BSRE5	0.00	FHMS K-059 A2 3.12 09/25/2026		2.05%	15,600.00	0.00	15,600.00	0.00
Coupon	08/01/2024	3137FQXJ7	0.00	FHMS K-737 A2 2.525 10/25/2026		3.20%	10,520.83	0.00	10,520.83	0.00
Coupon	08/01/2024	3137FEZU7	0.00	FHMS K-076 A2 3.9 04/25/2028		3.77%	9,319.38	0.00	9,319.38	0.00
Coupon	08/01/2024	3137FCLD4	0.00	FHMS K-071 A2 3.286 11/25/2027		3.90%	10,212.16	0.00	10,212.16	0.00
Coupon	08/01/2024	3137FEBQ2	0.00	FHMS K-072 A2 3.444 12/25/2027		3.91%	5,320.98	0.00	5,320.98	0.00
Coupon	08/01/2024	3137F4X72	0.00	FHMS K-075 A2 3.65 02/25/2028		4.01%	10,645.83	0.00	10,645.83	0.00
Coupon	08/01/2024	3137FBU79	0.00	FHMS K-069 A2 3.187 09/25/2027		4.06%	23,893.98	0.00	23,893.98	0.00
Coupon	08/01/2024	3137FETN0	0.00	FHMS K-073 A2 3.35 01/25/2028		4.16%	34,058.32	0.00	34,058.32	0.00
Coupon	08/01/2024	3137F2LJ3	0.00	FHMS K-066 A2 3.117 06/25/2027		4.32%	2,337.75	0.00	2,337.75	0.00
Coupon	08/01/2024	3137FCJK1	0.00	FHMS K-070 A2 3.303 11/25/2027		4.35%	14,646.06	0.00	14,646.06	0.00
Coupon	08/01/2024	3137FBBX3	0.00	FHMS K-068 A2 3.244 08/25/2027		4.36%	40,550.00	0.00	40,550.00	0.00
Coupon	08/01/2024	3137H9D71	0.00	FHMS K-750 A2 3.0 09/25/2029		4.44%	11,500.00	0.00	11,500.00	0.00
Coupon	08/01/2024	3137H5YC5	0.00	FHMS K-748 A2 2.26 01/25/2029		4.59%	2,636.67	0.00	2,636.67	0.00

TRANSACTION LEDGER



City of Sunnyvale Managed Cons | Account #10622 | As of August 31, 2024

Transaction Type	Settlement Date	CUSIP	Quantity	Security Description	Price	Acq/Disp Yield	Amount	Interest Pur/Sold	Total Amount	Gain/Loss
Coupon	08/01/2024	3137FKUP9	0.00	FHMS K-087 A2 3.771 12/25/2028		4.67%	37,710.00	0.00	37,710.00	0.00
Coupon	08/01/2024	3137FMTY8	0.00	FHMS K-094 A2 2.903 06/25/2029		4.71%	9,676.67	0.00	9,676.67	0.00
Coupon	08/01/2024	3137FKZZ2	0.00	FHMS K-088 A2 3.69 01/25/2029		4.88%	19,283.33	0.00	19,283.33	0.00
Coupon	08/01/2024	3137HB2L7	0.00	FHMS K-753 A2 4.4 10/25/2030		5.11%	18,333.34	0.00	18,333.34	0.00
Coupon	08/09/2024	532457CK2	0.00	ELI LILLY AND CO 4.5 02/09/2029		4.51%	139,500.00	0.00	139,500.00	0.00
Coupon	08/10/2024	69371RS64	0.00	PACCAR FINANCIAL CORP 4.95 08/10/2028		4.99%	101,846.25	0.00	101,846.25	0.00
Coupon	08/12/2024	3137EAEPO	0.00	FEDERAL HOME LOAN MORTGAGE CORP 1.5 02/12/2025		1.52%	114,262.50	0.00	114,262.50	0.00
Coupon	08/15/2024	47788UAC6	0.00	JDOT 2021 A3 0.36 09/15/2025		0.40%	45.22	0.00	45.22	0.00
Coupon	08/15/2024	47789QAC4	0.00	JDOT 2021-B A3 0.52 03/16/2026		0.53%	309.26	0.00	309.26	0.00
Coupon	08/15/2024	89238JAC9	0.00	TAOT 2021-D A3 0.71 04/15/2026		0.71%	435.82	0.00	435.82	0.00
Coupon	08/15/2024	43815BAC4	0.00	HAROT 2022-1 A3 1.88 05/15/2026		1.90%	3,249.13	0.00	3,249.13	0.00
Coupon	08/15/2024	448977AD0	0.00	HART 2022-A A3 2.22 10/15/2026		2.23%	3,197.71	0.00	3,197.71	0.00
Coupon	08/15/2024	47787JAC2	0.00	JDOT 2022 A3 0.36 09/15/2026		2.35%	2,227.18	0.00	2,227.18	0.00
Coupon	08/15/2024	89238FAD5	0.00	TAOT 2022-B A3 2.93 09/15/2026		2.95%	3,117.08	0.00	3,117.08	0.00
Coupon	08/15/2024	02582JIT8	0.00	AMXCA 2022-2 A 05/17/2027		3.42%	17,331.38	0.00	17,331.38	0.00
Coupon	08/15/2024	44935FAD6	0.00	HART 2021-C A3 0.74 05/15/2026		3.77%	714.16	0.00	714.16	0.00
Coupon	08/15/2024	47800AAC4	0.00	JDOT 2022-B A3 3.74 02/16/2027		3.78%	8,030.37	0.00	8,030.37	0.00

TRANSACTION LEDGER



City of Sunnyvale Managed Cons | Account #10622 | As of August 31, 2024

Transaction Type	Settlement Date	CUSIP	Quantity	Security Description	Price	Acq/Disp Yield	Amount	Interest Pur/Sold	Total Amount	Gain/Loss
Coupon	08/15/2024	756109BG8	0.00	REALTY INCOME CORP 3.95 08/15/2027		4.63%	72,087.50	0.00	72,087.50	0.00
Coupon	08/15/2024	05522RDJ4	0.00	BACCT 2024-1 A 4.93 03/15/2029		4.93%	17,255.00	0.00	17,255.00	0.00
Coupon	08/15/2024	47800BAC2	0.00	JDOT 2022-C A3 5.09 06/15/2027		5.15%	20,953.83	0.00	20,953.83	0.00
Coupon	08/15/2024	02582JIR2	0.00	AMXCA 2021-1 A 0.9 11/15/2024		5.17%	3,375.00	0.00	3,375.00	0.00
Coupon	08/15/2024	161571HT4	0.00	CHAIT 2023-1 A 5.16 09/15/2028		5.23%	38,592.50	0.00	38,592.50	0.00
Coupon	08/15/2024	02582JKH2	0.00	AMXCA 2024-1 A 5.23 04/16/2029		5.29%	28,503.50	0.00	28,503.50	0.00
Coupon	08/15/2024	58770JAD6	0.00	MBALT 2024-A A3 5.32 01/18/2028		5.39%	9,620.33	0.00	9,620.33	0.00
Coupon	08/15/2024	44934FAD7	0.00	HALST 24B A3 5.41 05/17/2027		5.47%	14,539.37	0.00	14,539.37	0.00
Coupon	08/16/2024	362554AC1	0.00	GMCAR 2021-4 A3 0.68 09/16/2026		0.68%	369.93	0.00	369.93	0.00
Coupon	08/16/2024	380146AC4	0.00	GMCAR 2022-1 A3 1.26 11/16/2026		1.27%	700.69	0.00	700.69	0.00
Coupon	08/16/2024	362585AC5	0.00	GMCAR 2022-2 A3 3.1 02/16/2027		3.14%	3,149.41	0.00	3,149.41	0.00
Coupon	08/18/2024	43815PAC3	0.00	HAROT 2022-2 A3 3.73 07/20/2026		3.76%	3,681.06	0.00	3,681.06	0.00
Coupon	08/18/2024	437930AC4	0.00	HONDO-242-A3 5.27 11/20/2028		5.33%	12,428.42	0.00	12,428.42	0.00
Coupon	08/20/2024	36269WAD1	0.00	GMALT 2024-2 A3 5.39 07/20/2027		5.45%	13,385.17	0.00	13,385.17	0.00
Coupon	08/21/2024	43815GAC3	0.00	HAROT 2021-4 A3 0.88 01/21/2026		0.90%	555.44	0.00	555.44	0.00
Coupon	08/25/2024	3135G05X7	0.00	FEDERAL NATIONAL MORTGAGE ASSOCIATION 0.375 08/25/2025		0.47%	24,375.00	0.00	24,375.00	0.00
Coupon	08/25/2024	05602RAD3	0.00	BMWOT 2022-A A3 3.21 08/25/2026		3.24%	3,589.72	0.00	3,589.72	0.00

TRANSACTION LEDGER



City of Sunnyvale Managed Cons | Account #10622 | As of August 31, 2024

Transaction Type	Settlement Date	CUSIP	Quantity	Security Description	Price	Acq/Disp Yield	Amount	Interest Pur/Sold	Total Amount	Gain/Loss
Coupon	08/25/2024	096919AD7	0.00	BMWOT 2024-A A3 5.18 02/26/2029		5.24%	15,971.67	0.00	15,971.67	0.00
Coupon	08/26/2024	17275RBR2	0.00	CISCO SYSTEMS INC 4.85 02/26/2029		4.86%	108,518.75	0.00	108,518.75	0.00
Coupon	08/31/2024	912828ZC7	0.00	UNITED STATES TREASURY 1.125 02/28/2025		0.81%	63,281.25	0.00	63,281.25	0.00
Coupon	08/31/2024	91282CCW9	0.00	UNITED STATES TREASURY 0.75 08/31/2026		0.86%	12,000.00	0.00	12,000.00	0.00
Coupon	08/31/2024	91282CFH9	0.00	UNITED STATES TREASURY 3.125 08/31/2027		3.41%	256,250.00	0.00	256,250.00	0.00
Coupon	08/31/2024	91282CGP0	0.00	UNITED STATES TREASURY 4.0 02/29/2028		3.92%	248,000.00	0.00	248,000.00	0.00
Total Coupon			0.00				1,750,943.41	0.00	1,750,943.41	0.00
Dividend	08/31/2024	60934N807	0.00	FEDERATED HRMS GV O SVC		4.94%	26,067.19	0.00	26,067.19	0.00
Total Dividend			0.00				26,067.19	0.00	26,067.19	0.00
Other Expense	08/12/2024	CCYUSD	(28,286.27)	Cash		0.00%	(28,286.27)	0.00	(28,286.27)	0.00
Total Other Expense			(28,286.27)				(28,286.27)	0.00	(28,286.27)	0.00
Principal Paydown	08/01/2024	3137FBU79	14,169.69	FHMS K-069 A2 3.187 09/25/2027		4.06%	14,169.69	--	14,169.69	0.00
Principal Paydown	08/15/2024	47788UAC6	71,527.46	JDOT 2021 A3 0.36 09/15/2025		0.40%	71,527.46	--	71,527.46	(0.01)
Principal Paydown	08/15/2024	47789QAC4	84,770.40	JDOT 2021-B A3 0.52 03/16/2026		0.53%	84,770.40	--	84,770.40	0.00
Principal Paydown	08/15/2024	89238JAC9	88,543.82	TAOT 2021-D A3 0.71 04/15/2026		0.71%	88,543.82	--	88,543.82	0.01
Principal Paydown	08/15/2024	43815BAC4	200,743.06	HAROT 2022-1 A3 1.88 05/15/2026		1.90%	200,743.06	--	200,743.06	(0.01)
Principal Paydown	08/15/2024	448977AD0	157,234.62	HART 2022-A A3 2.22 10/15/2026		2.23%	157,234.62	--	157,234.62	0.00
Principal Paydown	08/15/2024	47787JAC2	111,741.95	JDOT 2022 A3 0.36 09/15/2026		2.35%	111,741.95	--	111,741.95	(0.00)



TRANSACTION LEDGER

City of Sunnyvale Managed Cons | Account #10622 | As of August 31, 2024

Transaction Type	Settlement Date	CUSIP	Quantity	Security Description	Price	Acq/Disp Yield	Amount	Interest Pur/Sold	Total Amount	Gain/Loss
Principal Paydown	08/15/2024	89238FAD5	103,976.03	TAOT 2022-B A3 2.93 09/15/2026		2.95%	103,976.03	--	103,976.03	0.01
Principal Paydown	08/15/2024	47800AAC4	149,760.56	JDOT 2022-B A3 3.74 02/16/2027		3.78%	149,760.56	--	149,760.56	(0.01)
Principal Paydown	08/15/2024	47800BAC2	237,338.40	JDOT 2022-C A3 5.09 06/15/2027		5.15%	237,338.40	--	237,338.40	(0.00)
Principal Paydown	08/15/2024	44935FAD6	165,743.70	HART 2021-C A3 0.74 05/15/2026		6.03%	165,743.70	--	165,743.70	(0.00)
Principal Paydown	08/16/2024	362554AC1	66,146.46	GMCAR 2021-4 A3 0.68 09/16/2026		0.68%	66,146.46	--	66,146.46	(0.01)
Principal Paydown	08/16/2024	380146AC4	63,868.16	GMCAR 2022-1 A3 1.26 11/16/2026		1.27%	63,868.16	--	63,868.16	0.01
Principal Paydown	08/16/2024	362585AC5	89,029.31	GMCAR 2022-2 A3 3.1 02/16/2027		3.14%	89,029.31	--	89,029.31	0.01
Principal Paydown	08/18/2024	43815PAC3	93,675.64	HAROT 2022-2 A3 3.73 07/20/2026		3.76%	93,675.64	--	93,675.64	0.00
Principal Paydown	08/21/2024	43815GAC3	92,886.36	HAROT 2021-4 A3 0.88 01/21/2026		0.90%	92,886.36	--	92,886.36	(0.00)
Principal Paydown	08/25/2024	05602RAD3	122,803.25	BMWOT 2022-A A3 3.21 08/25/2026		3.24%	122,803.25	--	122,803.25	(0.01)
Total Principal Paydown			1,913,958.87				1,913,958.87	--	1,913,958.87	(0.03)
TOTAL OTHER TRANSACTIONS			(2,114,327.40)				(337,316.80)	0.00	(337,316.80)	(0.03)

TRANSACTION LEDGER



City of Sunnyvale Managed Cons | Account #10622 | As of September 30, 2024

Transaction Type	Settlement Date	CUSIP	Quantity	Security Description	Price	Acq/Disp Yield	Amount	Interest Pur/Sold	Total Amount	Gain/Loss
ACQUISITIONS										
Purchase	09/03/2024	60934N807	647,886.25	FEDERATED HRMS GV O SVC	1.000	4.94%	(647,886.25)	0.00	(647,886.25)	0.00
Purchase	09/04/2024	60934N807	0.06	FEDERATED HRMS GV O SVC	1.000	4.87%	(0.06)	0.00	(0.06)	0.00
Purchase	09/04/2024	60934N807	26,067.13	FEDERATED HRMS GV O SVC	1.000	4.87%	(26,067.13)	0.00	(26,067.13)	0.00
Purchase	09/09/2024	60934N807	415,625.00	FEDERATED HRMS GV O SVC	1.000	4.93%	(415,625.00)	0.00	(415,625.00)	0.00
Purchase	09/10/2024	60934N807	70,000.00	FEDERATED HRMS GV O SVC	1.000	4.92%	(70,000.00)	0.00	(70,000.00)	0.00
Purchase	09/11/2024	60934N807	61,500.00	FEDERATED HRMS GV O SVC	1.000	4.92%	(61,500.00)	0.00	(61,500.00)	0.00
Purchase	09/12/2024	60934N807	16,325,278.71	FEDERATED HRMS GV O SVC	1.000	4.91%	(16,325,278.71)	0.00	(16,325,278.71)	0.00
Purchase	09/13/2024	91282CLK5	16,000,000.00	UNITED STATES TREASURY 3.625 08/31/2029	100.785	3.45%	(16,125,625.00)	(20,828.73)	(16,146,453.73)	0.00
Purchase	09/16/2024	60934N807	3,041,164.68	FEDERATED HRMS GV O SVC	1.000	4.91%	(3,041,164.68)	0.00	(3,041,164.68)	0.00
Purchase	09/16/2024	60934N807	893,843.70	FEDERATED HRMS GV O SVC	1.000	4.91%	(893,843.70)	0.00	(893,843.70)	0.00
Purchase	09/17/2024	60934N807	17,331.38	FEDERATED HRMS GV O SVC	1.000	4.92%	(17,331.38)	0.00	(17,331.38)	0.00
Purchase	09/17/2024	60934N807	2,033,217.70	FEDERATED HRMS GV O SVC	1.000	4.92%	(2,033,217.70)	0.00	(2,033,217.70)	0.00
Purchase	09/18/2024	60934N807	107,906.70	FEDERATED HRMS GV O SVC	1.000	4.92%	(107,906.70)	0.00	(107,906.70)	0.00
Purchase	09/20/2024	60934N807	13,385.17	FEDERATED HRMS GV O SVC	1.000	4.69%	(13,385.17)	0.00	(13,385.17)	0.00
Purchase	09/23/2024	60934N807	24,375.00	FEDERATED HRMS GV O SVC	1.000	4.59%	(24,375.00)	0.00	(24,375.00)	0.00
Purchase	09/24/2024	60934N807	4,496,304.68	FEDERATED HRMS GV O SVC	1.000	4.57%	(4,496,304.68)	0.00	(4,496,304.68)	0.00

TRANSACTION LEDGER



City of Sunnyvale Managed Cons | Account #10622 | As of September 30, 2024

Transaction Type	Settlement Date	CUSIP	Quantity	Security Description	Price	Acq/Disp Yield	Amount	Interest Pur/Sold	Total Amount	Gain/Loss
Purchase	09/25/2024	60934N807	183,109.62	FEDERATED HRMS GV O SVC	1.000	4.57%	(183,109.62)	0.00	(183,109.62)	0.00
Purchase	09/25/2024	60934N807	261,426.46	FEDERATED HRMS GV O SVC	1.000	4.57%	(261,426.46)	0.00	(261,426.46)	0.00
Purchase	09/26/2024	40139LBJ1	5,955,000.00	GUARDIAN LIFE GLOBAL FUNDING 4.179 09/26/2029	100.000	4.18%	(5,955,000.00)	0.00	(5,955,000.00)	0.00
Purchase	09/27/2024	69371RT48	3,000,000.00	PACCAR FINANCIAL CORP 4.0 09/26/2029	99.968	4.01%	(2,999,040.01)	(333.33)	(2,999,373.34)	0.00
Purchase	09/27/2024	60934N807	513,347.80	FEDERATED HRMS GV O SVC	1.000	4.57%	(513,347.80)	0.00	(513,347.80)	0.00
Purchase	09/30/2024	60934N807	906,500.00	FEDERATED HRMS GV O SVC	1.000	4.57%	(906,500.00)	0.00	(906,500.00)	0.00
Total Purchase			54,993,270.04				(55,117,935.05)	(21,162.06)	(55,139,097.11)	0.00
TOTAL ACQUISITIONS			54,993,270.04				(55,117,935.05)	(21,162.06)	(55,139,097.11)	0.00
OTHER										
Sale	09/06/2024	60934N807	(5,000,000.00)	FEDERATED HRMS GV O SVC	1.000	4.93%	5,000,000.00	0.00	5,000,000.00	0.00
Sale	09/09/2024	60934N807	(27,724.39)	FEDERATED HRMS GV O SVC	1.000	4.93%	27,724.39	0.00	27,724.39	0.00
Sale	09/12/2024	91282CGE5	(12,000,000.00)	UNITED STATES TREASURY 3.875 01/15/2026	100.035	4.09%	12,004,218.75	(74,551.63)	12,078,770.38	17,961.80
Sale	09/12/2024	756109BF0	(4,000,000.00)	REALTY INCOME CORP 4.875 06/01/2026	100.745	4.75%	4,029,800.00	(54,708.33)	4,084,508.33	23,171.17
Sale	09/13/2024	60934N807	(16,071,791.23)	FEDERATED HRMS GV O SVC	1.000	4.91%	16,071,791.23	0.00	16,071,791.23	0.00
Sale	09/16/2024	91282CGA3	(2,000,000.00)	UNITED STATES TREASURY 4.0 12/15/2025	100.188	4.17%	2,003,750.00	(20,327.87)	2,024,077.87	7,852.82
Sale	09/17/2024	91282CGA3	(2,000,000.00)	UNITED STATES TREASURY 4.0 12/15/2025	100.211	4.17%	2,004,218.75	(20,546.45)	2,024,765.20	8,312.56
Sale	09/23/2024	60934N807	(4,889,965.10)	FEDERATED HRMS GV O SVC	1.000	4.59%	4,889,965.10	0.00	4,889,965.10	0.00

TRANSACTION LEDGER



City of Sunnyvale Managed Cons | Account #10622 | As of September 30, 2024

Transaction Type	Settlement Date	CUSIP	Quantity	Security Description	Price	Acq/Disp Yield	Amount	Interest Pur/Sold	Total Amount	Gain/Loss
Sale	09/24/2024	61747YEZ4	(4,415,000.00)	MORGAN STANLEY 5.05 01/28/2027	101.056	5.05%	4,461,622.40	(34,682.28)	4,496,304.68	43,391.48
Sale	09/26/2024	60934N807	(5,955,000.00)	FEDERATED HRMS GV O SVC	1.000	4.57%	5,955,000.00	0.00	5,955,000.00	0.00
Sale	09/27/2024	06051GHT9	(3,500,000.00)	BANK OF AMERICA CORP 3.559 04/23/2027	98.841	4.30%	3,459,435.00	(53,286.14)	3,512,721.14	7,714.39
Sale	09/27/2024	60934N807	(1,037.28)	FEDERATED HRMS GV O SVC	1.000	4.57%	1,037.28	0.00	1,037.28	0.00
Total Sale			(59,860,518.00)				59,908,562.90	(258,102.70)	60,166,665.60	108,404.22
TOTAL OTHER TRANSACTIONS			(59,860,518.00)				59,908,562.90	(258,102.70)	60,166,665.60	108,404.22
OTHER										
Cash Transfer	09/06/2024	CCYUSD	(5,000,000.00)	Cash		0.00%	(5,000,000.00)	0.00	(5,000,000.00)	0.00
Cash Transfer	09/23/2024	CCYUSD	(5,000,000.00)	Cash		0.00%	(5,000,000.00)	0.00	(5,000,000.00)	0.00
Total Cash Transfer			(10,000,000.00)				(10,000,000.00)	0.00	(10,000,000.00)	0.00
Coupon	09/01/2024	3137BRQJ7	0.00	FHMS K-057 A2 2.57 07/25/2026		1.68%	14,248.51	0.00	14,248.51	0.00
Coupon	09/01/2024	3137BSRE5	0.00	FHMS K-059 A2 3.12 09/25/2026		2.04%	15,600.00	0.00	15,600.00	0.00
Coupon	09/01/2024	3137FQXJ7	0.00	FHMS K-737 A2 2.525 10/25/2026		3.20%	10,520.83	0.00	10,520.83	0.00
Coupon	09/01/2024	3137FEZU7	0.00	FHMS K-076 A2 3.9 04/25/2028		3.77%	9,319.38	0.00	9,319.38	0.00
Coupon	09/01/2024	3137FCLD4	0.00	FHMS K-071 A2 3.286 11/25/2027		3.90%	10,212.16	0.00	10,212.16	0.00
Coupon	09/01/2024	3137FEBQ2	0.00	FHMS K-072 A2 3.444 12/25/2027		3.90%	5,320.98	0.00	5,320.98	0.00
Coupon	09/01/2024	3137F4X72	0.00	FHMS K-075 A2 3.65 02/25/2028		4.01%	10,645.83	0.00	10,645.83	0.00
Coupon	09/01/2024	3137FBU79	0.00	FHMS K-069 A2 3.187 09/25/2027		4.06%	23,856.36	0.00	23,856.36	0.00
Coupon	09/01/2024	3137FETN0	0.00	FHMS K-073 A2 3.35 01/25/2028		4.16%	34,058.32	0.00	34,058.32	0.00

TRANSACTION LEDGER



City of Sunnyvale Managed Cons | Account #10622 | As of September 30, 2024

Transaction Type	Settlement Date	CUSIP	Quantity	Security Description	Price	Acq/Disp Yield	Amount	Interest Pur/Sold	Total Amount	Gain/Loss
Coupon	09/01/2024	3137F2LJ3	0.00	FHMS K-066 A2 3.117 06/25/2027		4.32%	2,337.75	0.00	2,337.75	0.00
Coupon	09/01/2024	3137FCJK1	0.00	FHMS K-070 A2 3.303 11/25/2027		4.34%	14,646.06	0.00	14,646.06	0.00
Coupon	09/01/2024	3137FBBX3	0.00	FHMS K-068 A2 3.244 08/25/2027		4.36%	40,550.00	0.00	40,550.00	0.00
Coupon	09/01/2024	3137H9D71	0.00	FHMS K-750 A2 3.0 09/25/2029		4.44%	11,500.00	0.00	11,500.00	0.00
Coupon	09/01/2024	3137H5YC5	0.00	FHMS K-748 A2 2.26 01/25/2029		4.58%	2,636.67	0.00	2,636.67	0.00
Coupon	09/01/2024	3137FKUP9	0.00	FHMS K-087 A2 3.771 12/25/2028		4.67%	37,710.00	0.00	37,710.00	0.00
Coupon	09/01/2024	3137FMTY8	0.00	FHMS K-094 A2 2.903 06/25/2029		4.70%	9,676.67	0.00	9,676.67	0.00
Coupon	09/01/2024	3137FKZZ2	0.00	FHMS K-088 A2 3.69 01/25/2029		4.88%	19,283.33	0.00	19,283.33	0.00
Coupon	09/01/2024	3137HB2L7	0.00	FHMS K-753 A2 4.4 10/25/2030		5.10%	18,333.34	0.00	18,333.34	0.00
Coupon	09/03/2024	808513BY0	0.00	CHARLES SCHWAB CORP 2.45 03/03/2027		2.73%	68,355.00	0.00	68,355.00	0.00
Coupon	09/08/2024	3130AWTR1	0.00	FEDERAL HOME LOAN BANKS 4.375 09/08/2028		4.48%	415,625.00	0.00	415,625.00	0.00
Coupon	09/10/2024	89114TZZ2	0.00	TORONTO-DOMINION BANK 2.8 03/10/2027		2.97%	70,000.00	0.00	70,000.00	0.00
Coupon	09/11/2024	037833DN7	0.00	APPLE INC 2.05 09/11/2026		1.49%	61,500.00	0.00	61,500.00	0.00
Coupon	09/12/2024	59217GFQ7	0.00	METROPOLITAN LIFE GLOBAL FUNDING I 5.4 09/12/2028		5.12%	162,000.00	0.00	162,000.00	0.00
Coupon	09/13/2024	3130AAUF3	0.00	FEDERAL HOME LOAN BANKS 2.75 03/13/2026		2.14%	74,662.50	0.00	74,662.50	0.00
Coupon	09/15/2024	47788UAC6	0.00	JDOT 2021 A3 0.36 09/15/2025		0.40%	23.76	0.00	23.76	0.00
Coupon	09/15/2024	47789QAC4	0.00	JDOT 2021-B A3 0.52 03/16/2026		0.53%	272.53	0.00	272.53	0.00

TRANSACTION LEDGER



City of Sunnyvale Managed Cons | Account #10622 | As of September 30, 2024

Transaction Type	Settlement Date	CUSIP	Quantity	Security Description	Price	Acq/Disp Yield	Amount	Interest Pur/Sold	Total Amount	Gain/Loss
Coupon	09/15/2024	89238JAC9	0.00	TAOT 2021-D A3 0.71 04/15/2026		0.71%	383.43	0.00	383.43	0.00
Coupon	09/15/2024	06368FAC3	0.00	BANK OF MONTREAL 1.25 09/15/2026		1.27%	18,750.00	0.00	18,750.00	0.00
Coupon	09/15/2024	43815BAC4	0.00	HAROT 2022-1 A3 1.88 05/15/2026		1.90%	2,934.64	0.00	2,934.64	0.00
Coupon	09/15/2024	448977AD0	0.00	HART 2022-A A3 2.22 10/15/2026		2.23%	2,906.82	0.00	2,906.82	0.00
Coupon	09/15/2024	084664CZ2	0.00	BERKSHIRE HATHAWAY FINANCE CORP 2.3 03/15/2027		2.30%	73,600.00	0.00	73,600.00	0.00
Coupon	09/15/2024	47787JAC2	0.00	JDOT 2022 A3 0.36 09/15/2026		2.35%	2,011.14	0.00	2,011.14	0.00
Coupon	09/15/2024	91282CED9	0.00	UNITED STATES TREASURY 1.75 03/15/2025		2.70%	52,500.00	0.00	52,500.00	0.00
Coupon	09/15/2024	89238FAD5	0.00	TAOT 2022-B A3 2.93 09/15/2026		2.95%	2,863.21	0.00	2,863.21	0.00
Coupon	09/15/2024	02582JJT8	0.00	AMXCA 2022-2 A 05/17/2027		3.42%	17,331.38	0.00	17,331.38	0.00
Coupon	09/15/2024	880591EZ1	0.00	TENNESSEE VALLEY AUTHORITY 3.875 03/15/2028		3.56%	92,399.38	0.00	92,399.38	0.00
Coupon	09/15/2024	47800AAC4	0.00	JDOT 2022-B A3 3.74 02/16/2027		3.78%	7,563.62	0.00	7,563.62	0.00
Coupon	09/15/2024	44935FAD6	0.00	HART 2021-C A3 0.74 05/15/2026		4.07%	611.95	0.00	611.95	0.00
Coupon	09/15/2024	05522RDJ4	0.00	BACCT 2024-1 A 4.93 03/15/2029		4.98%	17,255.00	0.00	17,255.00	0.00
Coupon	09/15/2024	02582JJR2	0.00	AMXCA 2021-1 A 0.9 11/15/2024		5.13%	3,375.00	0.00	3,375.00	0.00
Coupon	09/15/2024	47800BAC2	0.00	JDOT 2022-C A3 5.09 06/15/2027		5.15%	19,947.12	0.00	19,947.12	0.00
Coupon	09/15/2024	161571HT4	0.00	CHAIT 2023-1 A 5.16 09/15/2028		5.23%	38,592.50	0.00	38,592.50	0.00

TRANSACTION LEDGER



City of Sunnyvale Managed Cons | Account #10622 | As of September 30, 2024

Transaction Type	Settlement Date	CUSIP	Quantity	Security Description	Price	Acq/Disp Yield	Amount	Interest Pur/Sold	Total Amount	Gain/Loss
Coupon	09/15/2024	02582JKH2	0.00	AMXCA 2024-1 A 5.23 04/16/2029		5.29%	28,503.50	0.00	28,503.50	0.00
Coupon	09/15/2024	58770JAD6	0.00	MBALT 2024-A A3 5.32 01/18/2028		5.39%	9,620.33	0.00	9,620.33	0.00
Coupon	09/15/2024	44934FAD7	0.00	HALST 24B A3 5.41 05/17/2027		5.47%	14,539.37	0.00	14,539.37	0.00
Coupon	09/16/2024	362554AC1	0.00	GMCAR 2021-4 A3 0.68 09/16/2026		0.68%	332.45	0.00	332.45	0.00
Coupon	09/16/2024	380146AC4	0.00	GMCAR 2022-1 A3 1.26 11/16/2026		1.27%	633.63	0.00	633.63	0.00
Coupon	09/16/2024	362585AC5	0.00	GMCAR 2022-2 A3 3.1 02/16/2027		3.14%	2,919.41	0.00	2,919.41	0.00
Coupon	09/17/2024	931142ERO	0.00	WALMART INC 1.05 09/17/2026		1.09%	8,452.50	0.00	8,452.50	0.00
Coupon	09/18/2024	43815PAC3	0.00	HAROT 2022-2 A3 3.73 07/20/2026		3.76%	3,389.88	0.00	3,389.88	0.00
Coupon	09/18/2024	437930AC4	0.00	HONDO-242-A3 5.27 11/20/2028		5.33%	12,428.42	0.00	12,428.42	0.00
Coupon	09/20/2024	36269WAD1	0.00	GMALT 2024-2 A3 5.39 07/20/2027		5.45%	13,385.17	0.00	13,385.17	0.00
Coupon	09/21/2024	43815GAC3	0.00	HAROT 2021-4 A3 0.88 01/21/2026		0.90%	487.32	0.00	487.32	0.00
Coupon	09/21/2024	43813YAC6	0.00	HAROT 2024-3 A3 4.57 03/21/2029		4.62%	19,708.12	0.00	19,708.12	0.00
Coupon	09/23/2024	3137EAEX3	0.00	FEDERAL HOME LOAN MORTGAGE CORP 0.375 09/23/2025		0.44%	24,375.00	0.00	24,375.00	0.00
Coupon	09/25/2024	05602RAD3	0.00	BMWOT 2022-A A3 3.21 08/25/2026		3.24%	3,261.23	0.00	3,261.23	0.00
Coupon	09/25/2024	096919AD7	0.00	BMWOT 2024-A A3 5.18 02/26/2029		5.24%	15,971.67	0.00	15,971.67	0.00
Coupon	09/30/2024	91282CCZ2	0.00	UNITED STATES TREASURY 0.875 09/30/2026		1.08%	84,656.25	0.00	84,656.25	0.00
Coupon	09/30/2024	91282CFM8	0.00	UNITED STATES TREASURY 4.125 09/30/2027		4.45%	250,593.75	0.00	250,593.75	0.00

TRANSACTION LEDGER



City of Sunnyvale Managed Cons | Account #10622 | As of September 30, 2024

Transaction Type	Settlement Date	CUSIP	Quantity	Security Description	Price	Acq/Disp Yield	Amount	Interest Pur/Sold	Total Amount	Gain/Loss
Coupon	09/30/2024	91282CKG5	0.00	UNITED STATES TREASURY 4.125 03/31/2029		4.57%	247,500.00	0.00	247,500.00	0.00
Coupon	09/30/2024	91282CJA0	0.00	UNITED STATES TREASURY 4.625 09/30/2028		4.77%	323,750.00	0.00	323,750.00	0.00
Total Coupon			0.00				2,560,428.17	0.00	2,560,428.17	0.00
Dividend	09/30/2024	60934N807	0.00	FEDERATED HRMS GV O SVC		4.67%	18,457.56	0.00	18,457.56	0.00
Total Dividend			0.00				18,457.56	0.00	18,457.56	0.00
Other Expense	09/09/2024	CCYUSD	(27,724.39)	Cash		0.00%	(27,724.39)	0.00	(27,724.39)	0.00
Total Other Expense			(27,724.39)				(27,724.39)	0.00	(27,724.39)	0.00
Principal Paydown	09/01/2024	3137FBU79	14,218.11	FHMS K-069 A2 3.187 09/25/2027		4.06%	14,218.11	--	14,218.11	0.00
Principal Paydown	09/15/2024	47788UAC6	67,273.16	JDOT 2021 A3 0.36 09/15/2025		0.40%	67,273.16	--	67,273.16	0.01
Principal Paydown	09/15/2024	47789QAC4	66,823.01	JDOT 2021-B A3 0.52 03/16/2026		0.53%	66,823.01	--	66,823.01	(0.00)
Principal Paydown	09/15/2024	89238JAC9	82,551.40	TAOT 2021-D A3 0.71 04/15/2026		0.71%	82,551.40	--	82,551.40	(0.01)
Principal Paydown	09/15/2024	43815BAC4	191,538.23	HAROT 2022-1 A3 1.88 05/15/2026		1.90%	191,538.23	--	191,538.23	0.01
Principal Paydown	09/15/2024	448977AD0	156,186.30	HART 2022-A A3 2.22 10/15/2026		2.23%	156,186.30	--	156,186.30	(0.01)
Principal Paydown	09/15/2024	47787JAC2	85,326.64	JDOT 2022 A3 0.36 09/15/2026		2.35%	85,326.64	--	85,326.64	0.01
Principal Paydown	09/15/2024	89238FAD5	99,050.54	TAOT 2022-B A3 2.93 09/15/2026		2.95%	99,050.54	--	99,050.54	(0.00)
Principal Paydown	09/15/2024	47800AAC4	130,100.00	JDOT 2022-B A3 3.74 02/16/2027		3.78%	130,100.00	--	130,100.00	(0.00)
Principal Paydown	09/15/2024	47800BAC2	264,680.01	JDOT 2022-C A3 5.09 06/15/2027		5.15%	264,680.01	--	264,680.01	0.00
Principal Paydown	09/15/2024	44935FAD6	168,097.73	HART 2021-C A3 0.74 05/15/2026		6.61%	168,097.73	--	168,097.73	0.00



TRANSACTION LEDGER

City of Sunnyvale Managed Cons | Account #10622 | As of September 30, 2024

Transaction Type	Settlement Date	CUSIP	Quantity	Security Description	Price	Acq/Disp Yield	Amount	Interest Pur/Sold	Total Amount	Gain/Loss
Principal Paydown	09/16/2024	362554AC1	63,362.94	GMCAR 2021-4 A3 0.68 09/16/2026		0.68%	63,362.94	--	63,362.94	(0.00)
Principal Paydown	09/16/2024	380146AC4	60,187.98	GMCAR 2022-1 A3 1.26 11/16/2026		1.27%	60,187.98	--	60,187.98	0.00
Principal Paydown	09/16/2024	362585AC5	83,213.78	GMCAR 2022-2 A3 3.1 02/16/2027		3.14%	83,213.78	--	83,213.78	0.00
Principal Paydown	09/18/2024	43815PAC3	92,088.40	HAROT 2022-2 A3 3.73 07/20/2026		3.76%	92,088.40	--	92,088.40	(0.00)
Principal Paydown	09/21/2024	43815GAC3	88,802.18	HAROT 2021-4 A3 0.88 01/21/2026		0.90%	88,802.18	--	88,802.18	0.00
Principal Paydown	09/25/2024	05602RAD3	120,628.88	BMWOT 2022-A A3 3.21 08/25/2026		3.24%	120,628.88	--	120,628.88	(0.00)
Total Principal Paydown			1,834,129.29				1,834,129.29	--	1,834,129.29	(0.01)
TOTAL OTHER TRANSACTIONS			(8,193,595.10)				(5,614,709.37)	0.00	(5,614,709.37)	(0.01)

INCOME EARNED



City of Sunnyvale Managed Cons | Account #10622 | As of September 30, 2024

Cusip	Security Description	Trade Date Settle Date Units	Book Value: Begin Book Value: Acq Book Value: Disp Book Value: End	Prior Accrued Inc. Received Ending Accrued Total Interest	Accr. Of Discount Amort. Of Premium Net Accret/Amort Income Earned	Total Income
60934N807			5,242,079.29 30,038,270.04 (31,945,518.00) 3,334,831.33	0.00 26,067.19 0.00 26,067.19	0.00 0.00 0.00 26,067.19	26,067.19
Total		3,334,831.33	5,242,079.29 30,038,270.04 (31,945,518.00) 3,334,831.33	0.00 26,067.19 0.00 26,067.19	0.00 0.00 0.00 26,067.19	26,067.19
CASH & EQUIVALENTS						
CCYUSD	Receivable	18,457.56	605,598.44 0.00 0.00 18,457.56	0.00 0.00 0.00 0.00	0.00 0.00 0.00 0.00	0.00
CCYUSD	Cash	0.00	0.00 0.00 0.00 0.00	0.00 0.00 0.00 0.00	0.00 0.00 0.00 0.00	0.00
Total Cash & Equivalents		18,457.56	605,598.44 0.00 0.00 18,457.56	0.00 0.00 0.00 0.00	0.00 0.00 0.00 0.00	0.00
FIXED INCOME						
023135BX3	AMAZON.COM INC 1.0 05/12/2026	05/10/2021 05/12/2021 9,990,000.00	9,975,393.81 0.00 0.00 9,976,102.85	30,247.50 0.00 38,572.50 8,325.00	709.04 0.00 709.04 9,034.04	9,034.04
02582JJR2	AMXCA 2021-1 A 0.9 11/15/2024	06/10/2022 06/14/2022 4,500,000.00	4,461,709.79 0.00 0.00 4,477,025.87	1,800.00 3,375.00 1,800.00 3,375.00	15,316.09 0.00 15,316.09 18,691.09	18,691.09
02582JIT8	AMXCA 2022-2 A 05/17/2027	05/17/2022 05/24/2022 6,135,000.00	6,134,562.20 0.00 0.00 6,134,613.51	9,243.40 17,331.38 9,243.40 17,331.38	51.30 0.00 51.30 17,382.68	17,382.68

INCOME EARNED



City of Sunnyvale Managed Cons | Account #10622 | As of September 30, 2024

Cusip	Security Description	Trade Date Settle Date Units	Book Value: Begin Book Value: Acq Book Value: Disp Book Value: End	Prior Accrued Inc. Received Ending Accrued Total Interest	Accr. Of Discount Amort. Of Premium Net Accret/Amort Income Earned	Total Income
02582JKH2	AMXCA 2024-1 A 5.23 04/16/2029	04/16/2024 04/23/2024 6,540,000.00	6,538,755.85 0.00 0.00 6,538,777.97	15,201.87 28,503.50 15,201.87 28,503.50	22.11 0.00 22.11 28,525.61	28,525.61
037833DN7	APPLE INC 2.05 09/11/2026	12/02/2021 12/06/2021 6,000,000.00	6,060,219.98 0.00 0.00 6,057,555.38	58,083.33 61,500.00 6,833.33 10,250.00	0.00 (2,664.60) (2,664.60) 7,585.40	7,585.40
037833ET3	APPLE INC 4.0 05/10/2028	05/08/2023 05/10/2023 3,960,000.00	3,958,343.46 0.00 0.00 3,958,380.35	48,840.00 0.00 62,040.00 13,200.00	36.89 0.00 36.89 13,236.89	13,236.89
05522RDJ4	BACCT 2024-1 A 4.93 03/15/2029	06/06/2024 06/13/2024 4,200,000.00	4,199,775.24 0.00 0.00 4,199,779.31	9,202.67 17,255.00 9,202.67 17,255.00	4.07 0.00 4.07 17,259.07	17,259.07
05602RAD3	BMWOT 2022-A A3 3.21 08/25/2026	05/10/2022 05/18/2022 1,098,520.98	1,219,123.31 0.00 (120,628.88) 1,098,498.04	652.25 3,261.23 587.71 3,196.69	3.62 0.00 3.62 3,200.31	3,200.31
06051GHT9	BANK OF AMERICA CORP 3.559 04/23/2027	0.00	3,449,529.92 0.00 (3,451,720.61) 0.00	44,289.78 53,286.14 0.00 8,996.36	2,190.69 0.00 2,190.69 11,187.05	11,187.05
06051GJD2	BANK OF AMERICA CORP 1.319 06/19/2026	6,200,000.00	6,203,287.44 0.00 0.00 6,202,948.53	16,355.60 0.00 23,170.43 6,814.83	0.00 (338.91) (338.91) 6,475.92	6,475.92
06367WB85	BANK OF MONTREAL 1.85 05/01/2025	07/23/2021 07/27/2021 5,683,000.00	5,719,854.46 0.00 0.00 5,715,285.73	35,045.17 0.00 43,806.46 8,761.29	0.00 (4,568.74) (4,568.74) 4,192.56	4,192.56
06368FAC3	BANK OF MONTREAL 1.25 09/15/2026	09/13/2021 09/15/2021 3,000,000.00	2,998,520.97 0.00 0.00 2,998,580.60	17,291.67 18,750.00 1,666.67 3,125.00	59.64 0.00 59.64 3,184.64	3,184.64

INCOME EARNED



City of Sunnyvale Managed Cons | Account #10622 | As of September 30, 2024

Cusip	Security Description	Trade Date Settle Date Units	Book Value: Begin Book Value: Acq Book Value: Disp Book Value: End	Prior Accrued Inc. Received Ending Accrued Total Interest	Accr. Of Discount Amort. Of Premium Net Accret/Amort Income Earned	Total Income
084664CZ2	BERKSHIRE HATHAWAY FINANCE CORP 2.3 03/15/2027	03/07/2022	6,399,384.01	67,875.56	19.98	12,286.64
		03/15/2022	0.00	73,600.00	0.00	
		03/15/2027	0.00	6,542.22	19.98	
		6,400,000.00	6,399,403.99	12,266.67	12,286.64	
096919AD7	BMWOT 2024-A A3 5.18 02/26/2029	06/04/2024	3,699,464.75	3,194.33	9.80	15,981.47
		06/11/2024	0.00	15,971.67	0.00	
		02/26/2029	0.00	3,194.33	9.80	
		3,700,000.00	3,699,474.55	15,971.67	15,981.47	
161571HT4	CHAIT 2023-1 A 5.16 09/15/2028	09/07/2023	8,972,991.46	20,582.67	40.85	38,633.35
		09/15/2023	0.00	38,592.50	0.00	
		09/15/2028	0.00	20,582.67	40.85	
		8,975,000.00	8,973,032.31	38,592.50	38,633.35	
171239ALO	CHUBB INA HOLDINGS LLC 4.65 08/15/2029		8,440,349.83	33,594.96	0.00	31,661.70
			0.00	0.00	(849.55)	
			0.00	66,106.21	(849.55)	
		8,390,000.00	8,439,500.28	32,511.25	31,661.70	
17275RBR2	CISCO SYSTEMS INC 4.85 02/26/2029	02/21/2024	4,473,594.92	3,014.41	25.72	18,112.18
		02/26/2024	0.00	0.00	0.00	
		02/26/2029	0.00	21,100.87	25.72	
		4,475,000.00	4,473,620.64	18,086.46	18,112.18	
22160KAM7	COSTCO WHOLESALE CORP 3.0 05/18/2027	07/15/2022	5,231,031.83	45,491.67	2,092.06	15,342.06
		07/19/2022	0.00	0.00	0.00	
		05/18/2027	0.00	58,741.67	2,092.06	
		5,300,000.00	5,233,123.89	13,250.00	15,342.06	
24422EWR6	JOHN DEERE CAPITAL CORP 4.75 01/20/2028	01/17/2023	4,044,701.77	21,638.89	0.00	14,748.34
		01/20/2023	0.00	0.00	(1,084.99)	
		01/20/2028	0.00	37,472.22	(1,084.99)	
		4,000,000.00	4,043,616.78	15,833.33	14,748.34	
24422EXT1	JOHN DEERE CAPITAL CORP 4.85 06/11/2029	06/06/2024	5,173,395.24	55,828.89	113.61	21,049.45
		06/11/2024	0.00	0.00	0.00	
		06/11/2029	0.00	76,764.72	113.61	
		5,180,000.00	5,173,508.86	20,935.83	21,049.45	
30303M8S4	META PLATFORMS INC 4.3 08/15/2029	08/12/2024	4,552,986.63	11,982.67	116.31	16,456.31
		08/15/2024	0.00	0.00	0.00	
		08/15/2029	0.00	28,322.67	116.31	
		4,560,000.00	4,553,102.94	16,340.00	16,456.31	

INCOME EARNED



City of Sunnyvale Managed Cons | Account #10622 | As of September 30, 2024

Cusip	Security Description	Trade Date Settle Date Units	Book Value: Begin Book Value: Acq Book Value: Disp Book Value: End	Prior Accrued Inc. Received Ending Accrued Total Interest	Accr. Of Discount Amort. Of Premium Net Accret/Amort Income Earned	Total Income
3130AAUF3	FEDERAL HOME LOAN BANKS 2.75 03/13/2026	07/30/2019 07/31/2019 5,430,000.00	5,479,028.11 0.00 0.00 5,476,392.19	69,685.00 74,662.50 7,466.25 12,443.75	0.00 (2,635.92) (2,635.92) 9,807.83	9,807.83
3130AWTR1	FEDERAL HOME LOAN BANKS 4.375 09/08/2028	19,000,000.00	18,929,016.15 0.00 0.00 18,930,466.77	399,461.81 415,625.00 53,107.64 69,270.83	1,450.62 0.00 1,450.62 70,721.46	70,721.46
3133EPME2	FEDERAL FARM CREDIT BANKS FUNDING CORP 3.875 06/08/2028	06/06/2023 06/08/2023 10,000,000.00	9,967,238.10 0.00 0.00 9,967,952.38	89,340.28 0.00 121,631.94 32,291.67	714.29 0.00 714.29 33,005.95	33,005.95
3135G04Z3	FEDERAL NATIONAL MORTGAGE ASSOCIATION 0.5 06/17/2025	12,900,000.00	12,903,472.03 0.00 0.00 12,903,111.61	13,258.33 0.00 18,633.33 5,375.00	132.72 (493.14) (360.42) 5,014.58	5,014.58
3135G05X7	FEDERAL NATIONAL MORTGAGE ASSOCIATION 0.375 08/25/2025	13,000,000.00	12,988,584.78 0.00 0.00 12,989,541.37	812.50 0.00 4,875.00 4,062.50	956.58 0.00 956.58 5,019.08	5,019.08
3135G05Y5	FEDERAL NATIONAL MORTGAGE ASSOCIATION 0.75 10/08/2027	8,000,000.00	7,993,614.57 0.00 0.00 7,993,783.80	23,833.33 0.00 28,833.33 5,000.00	185.85 (16.63) 169.23 5,169.23	5,169.23
3135G06G3	FEDERAL NATIONAL MORTGAGE ASSOCIATION 0.5 11/07/2025	12,900,000.00	12,891,676.30 0.00 0.00 12,892,254.33	20,425.00 0.00 25,800.00 5,375.00	660.56 (82.53) 578.04 5,953.04	5,953.04
3135G0X24	FEDERAL NATIONAL MORTGAGE ASSOCIATION 1.625 01/07/2025	5,785,000.00	5,791,347.75 0.00 0.00 5,789,860.00	14,100.94 0.00 21,934.79 7,833.85	158.04 (1,645.80) (1,487.75) 6,346.10	6,346.10
3137BRQJ7	FHMS K-057 A2 2.57 07/25/2026	01/31/2022 02/03/2022 6,653,000.00	6,742,336.37 0.00 0.00 6,738,324.26	14,248.51 14,248.51 14,248.51 14,248.51	0.00 (4,012.11) (4,012.11) 10,236.40	10,236.40

INCOME EARNED



City of Sunnyvale Managed Cons | Account #10622 | As of September 30, 2024

Cusip	Security Description	Trade Date Settle Date Units	Book Value: Begin Book Value: Acq Book Value: Disp Book Value: End	Prior Accrued Inc. Received Ending Accrued Total Interest	Accr. Of Discount Amort. Of Premium Net Accret/Amort Income Earned	Total Income
3137BSRES	FHMS K-059 A2 3.12 09/25/2026	02/18/2022 02/24/2022 6,000,000.00	6,113,647.73 0.00 0.00 6,108,977.27	15,600.00 15,600.00 15,600.00 15,600.00	0.00 (4,670.45) (4,670.45) 10,929.55	10,929.55
3137EAEP0	FEDERAL HOME LOAN MORTGAGE CORP 1.5 02/12/2025	02/13/2020 02/14/2020 15,235,000.00	15,233,945.82 0.00 0.00 15,234,138.66	12,061.04 0.00 31,104.79 19,043.75	192.84 0.00 192.84 19,236.59	19,236.59
3137EAEU9	FEDERAL HOME LOAN MORTGAGE CORP 0.375 07/21/2025	01/25/2021 01/26/2021 8,000,000.00	7,997,442.83 0.00 0.00 7,997,680.34	3,333.33 0.00 5,833.33 2,500.00	237.51 0.00 237.51 2,737.51	2,737.51
3137EAEX3	FEDERAL HOME LOAN MORTGAGE CORP 0.375 09/23/2025	09/23/2025 13,000,000.00	12,991,678.62 0.00 0.00 12,992,323.69	21,395.83 24,375.00 1,083.33 4,062.50	645.07 0.00 645.07 4,707.57	4,707.57
3137F2LJ3	FHMS K-066 A2 3.117 06/25/2027	09/28/2022 10/03/2022 900,000.00	871,720.18 0.00 0.00 872,566.04	2,337.75 2,337.75 2,337.75 2,337.75	845.86 0.00 845.86 3,183.61	3,183.61
3137F4X72	FHMS K-075 A2 3.65 02/25/2028	04/28/2023 05/03/2023 3,500,000.00	3,454,762.25 0.00 0.00 3,455,849.70	10,645.83 10,645.83 10,645.83 10,645.83	1,087.45 0.00 1,087.45 11,733.28	11,733.28
3137FBBX3	FHMS K-068 A2 3.244 08/25/2027	08/25/2027 15,000,000.00	14,526,919.81 0.00 0.00 14,540,258.54	40,550.00 40,550.00 40,550.00 40,550.00	13,338.73 0.00 13,338.73 53,888.73	53,888.73
3137FBU79	FHMS K-069 A2 3.187 09/25/2027	04/11/2023 04/14/2023 09/25/2027 8,968,405.23	8,755,116.56 0.00 (14,218.11) 8,747,481.75	23,856.35 23,856.36 23,818.59 23,818.60	6,583.30 0.00 6,583.30 30,401.90	30,401.90
3137FCJK1	FHMS K-070 A2 3.303 11/25/2027	11/21/2022 11/25/2022 5,321,000.00	5,154,185.98 0.00 0.00 5,158,515.07	14,646.05 14,646.06 14,646.05 14,646.06	4,329.08 0.00 4,329.08 18,975.14	18,975.14

INCOME EARNED



City of Sunnyvale Managed Cons | Account #10622 | As of September 30, 2024

Cusip	Security Description	Trade Date Settle Date Units	Book Value: Begin Book Value: Acq Book Value: Disp Book Value: End	Prior Accrued Inc. Received Ending Accrued Total Interest	Accr. Of Discount Amort. Of Premium Net Accret/Amort Income Earned	Total Income
3137FCLD4	FHMS K-071 A2 3.286 11/25/2027	05/03/2023 05/08/2023 3,729,334.00	3,656,133.30 0.00 0.00 3,658,032.97	10,212.16 10,212.16 10,212.16 10,212.16	1,899.67 0.00 1,899.67 12,111.83	12,111.83
3137FEBQ2	FHMS K-072 A2 3.444 12/25/2027	05/03/2023 05/08/2023 1,854,000.00	1,825,575.20 0.00 0.00 1,826,294.21	5,320.98 5,320.98 5,320.98 5,320.98	719.01 0.00 719.01 6,039.99	6,039.99
3137FETNO	FHMS K-073 A2 3.35 01/25/2028	12,200,000.00	11,885,348.95 0.00 0.00 11,893,105.34	34,058.33 34,058.32 34,058.33 34,058.32	7,756.39 0.00 7,756.39 41,814.71	41,814.71
3137FEZU7	FHMS K-076 A2 3.9 04/25/2028	05/04/2023 05/09/2023 2,867,500.00	2,875,034.40 0.00 0.00 2,874,861.59	9,319.38 9,319.38 9,319.38 9,319.38	0.00 (172.81) (172.81) 9,146.57	9,146.57
3137FKUP9	FHMS K-087 A2 3.771 12/25/2028	12,000,000.00	11,580,331.17 0.00 0.00 11,588,443.32	37,710.00 37,710.00 37,710.00 37,710.00	8,112.16 0.00 8,112.16 45,822.16	45,822.16
3137FKZZ2	FHMS K-088 A2 3.69 01/25/2029	08/21/2023 08/24/2023 6,271,000.00	5,979,129.86 0.00 0.00 5,984,661.19	19,283.33 19,283.33 19,283.33 19,283.33	5,531.34 0.00 5,531.34 24,814.67	24,814.67
3137FMTY8	FHMS K-094 A2 2.903 06/25/2029	03/18/2024 03/21/2024 4,000,000.00	3,694,517.26 0.00 0.00 3,699,802.42	9,676.67 9,676.67 9,676.67 9,676.67	5,285.17 0.00 5,285.17 14,961.84	14,961.84
3137FQXJ7	FHMS K-737 A2 2.525 10/25/2026	06/07/2022 06/10/2022 5,000,000.00	4,927,667.37 0.00 0.00 4,930,522.60	10,520.83 10,520.83 10,520.83 10,520.83	2,855.24 0.00 2,855.24 13,376.07	13,376.07
3137H5YC5	FHMS K-748 A2 2.26 01/25/2029	03/25/2024 03/28/2024 1,400,000.00	1,273,328.73 0.00 0.00 1,275,729.32	2,636.67 2,636.67 2,636.67 2,636.67	2,400.59 0.00 2,400.59 5,037.26	5,037.26

INCOME EARNED



City of Sunnyvale Managed Cons | Account #10622 | As of September 30, 2024

Cusip	Security Description	Trade Date Settle Date Units	Book Value: Begin Book Value: Acq Book Value: Disp Book Value: End	Prior Accrued Inc. Received Ending Accrued Total Interest	Accr. Of Discount Amort. Of Premium Net Accret/Amort Income Earned	Total Income
3137H9D71	FHMS K-750 A2 3.0 09/25/2029	03/08/2024 03/13/2024 4,600,000.00	4,319,514.11 0.00 0.00 4,324,122.31	11,500.00 11,500.00 11,500.00 11,500.00	4,608.20 0.00 4,608.20 16,108.20	16,108.20
3137HB2L7	FHMS K-753 A2 4.4 10/25/2030	11/27/2023 11/30/2023 5,000,000.00	4,817,763.43 0.00 0.00 4,820,224.98	18,333.33 18,333.34 18,333.33 18,333.34	2,461.55 0.00 2,461.55 20,794.89	20,794.89
341081GT8	FLORIDA POWER & LIGHT CO 5.15 06/15/2029	06/13/2024 06/17/2024 5,000,000.00	5,066,335.44 0.00 0.00 5,065,155.80	62,944.44 0.00 84,402.78 21,458.33	0.00 (1,179.65) (1,179.65) 20,278.69	20,278.69
362554AC1	GMCAR 2021-4 A3 0.68 09/16/2026	10/13/2021 10/21/2021 523,309.37	586,667.24 0.00 (63,362.94) 523,305.02	166.22 332.45 148.27 314.50	0.73 0.00 0.73 315.23	315.23
362585AC5	GMCAR 2022-2 A3 3.1 02/16/2027	04/05/2022 04/13/2022 1,046,881.02	1,129,987.32 0.00 (83,213.78) 1,046,784.78	1,459.71 2,919.41 1,352.22 2,811.93	11.24 0.00 11.24 2,823.17	2,823.17
36269WAD1	GMALT 2024-2 A3 5.39 07/20/2027	05/07/2024 05/16/2024 2,980,000.00	2,979,842.98 0.00 0.00 2,979,847.46	4,907.89 13,385.17 4,907.89 13,385.17	4.48 0.00 4.48 13,389.65	13,389.65
380146AC4	GMCAR 2022-1 A3 1.26 11/16/2026	01/11/2022 01/19/2022 543,266.15	603,433.72 0.00 (60,187.98) 543,248.46	316.81 633.63 285.21 602.03	2.72 0.00 2.72 604.75	604.75
40139LBJ1	GUARDIAN LIFE GLOBAL FUNDING 4.179 09/26/2029	09/23/2024 09/26/2024 5,955,000.00	5,955,000.00 0.00 0.00 5,955,000.00	0.00 0.00 3,456.38 3,456.38	0.00 0.00 0.00 3,456.38	3,456.38
437930AC4	HONDO-242-A3 5.27 11/20/2028	05/14/2024 05/21/2024 2,830,000.00	2,829,677.69 0.00 0.00 2,829,683.97	5,385.65 12,428.42 5,385.65 12,428.42	6.27 0.00 6.27 12,434.69	12,434.69

INCOME EARNED



City of Sunnyvale Managed Cons | Account #10622 | As of September 30, 2024

Cusip	Security Description	Trade Date Settle Date Units	Book Value: Begin Book Value: Acq Book Value: Disp Book Value: End	Prior Accrued Inc. Received Ending Accrued Total Interest	Accr. Of Discount Amort. Of Premium Net Accret/Amort Income Earned	Total Income
43813YAC6	HAROT 2024-3 A3 4.57 03/21/2029	08/09/2024	5,174,192.36	6,569.38	14.58	19,722.70
		08/21/2024	0.00	19,708.12	0.00	
		5,175,000.00	0.00	6,569.38	14.58	
			5,174,206.93	19,708.12	19,722.70	
43815BAC4	HAROT 2022-1 A3 1.88 05/15/2026	02/15/2022	1,873,070.47	1,565.14	14.71	2,789.31
		02/23/2022	0.00	2,934.64	0.00	
		1,681,633.30	(191,538.22)	1,405.10	14.71	
			1,681,546.97	2,774.60	2,789.31	
43815GAC3	HAROT 2021-4 A3 0.88 01/21/2026	11/16/2021	664,486.25	162.44	7.47	473.09
		11/24/2021	0.00	487.32	0.00	
		575,724.49	(88,802.18)	140.73	7.47	
			575,691.55	465.61	473.09	
43815PAC3	HAROT 2022-2 A3 3.73 07/20/2026	08/15/2022	1,090,548.60	1,468.95	3.70	3,269.54
		08/24/2022	0.00	3,389.88	0.00	
		998,489.96	(92,088.40)	1,344.91	3.70	
			998,463.90	3,265.84	3,269.54	
448977AD0	HART 2022-A A3 2.22 10/15/2026	03/09/2022	1,571,230.09	1,550.30	3.30	2,756.02
		03/16/2022	0.00	2,906.82	0.00	
		1,415,068.38	(156,186.31)	1,396.20	3.30	
			1,415,047.09	2,752.72	2,756.02	
44934FAD7	HALST 24B A3 5.41 05/17/2027	05/14/2024	3,224,918.74	7,754.33	2.47	14,541.84
		05/22/2024	0.00	14,539.37	0.00	
		3,225,000.00	0.00	7,754.33	2.47	
			3,224,921.21	14,539.37	14,541.84	
44935FAD6	HART 2021-C A3 0.74 05/15/2026		983,068.35	326.37	1,945.10	2,501.76
			0.00	611.95	0.00	
		824,254.26	(168,097.73)	271.09	1,945.10	
			816,915.73	556.66	2,501.76	
4581X0DV7	INTER-AMERICAN DEVELOPMENT BANK 0.875 04/20/2026	04/13/2021	13,135,334.65	41,885.89	989.87	10,582.05
		04/20/2021	0.00	0.00	0.00	
		13,155,000.00	0.00	51,478.07	989.87	
			13,136,324.51	9,592.19	10,582.05	
459058JL8	INTERNATIONAL BANK FOR RECONSTRUCTION AND DEVELOPM 0.5 10/28/2025	10/21/2020	5,913,455.30	10,104.79	109.81	2,574.40
		10/28/2020	0.00	0.00	0.00	
		5,915,000.00	0.00	12,569.38	109.81	
			5,913,565.11	2,464.58	2,574.40	

INCOME EARNED



City of Sunnyvale Managed Cons | Account #10622 | As of September 30, 2024

Cusip	Security Description	Trade Date Settle Date Units	Book Value: Begin Book Value: Acq Book Value: Disp Book Value: End	Prior Accrued Inc. Received Ending Accrued Total Interest	Accr. Of Discount Amort. Of Premium Net Accret/Amort Income Earned	Total Income
46647PAM8	JPMORGAN CHASE & CO 3.509 01/23/2029	01/18/2024 01/23/2024 8,000,000.00	7,622,041.40 0.00 0.00 7,631,192.94	29,631.56 0.00 53,024.89 23,393.33	9,151.54 0.00 9,151.54 32,544.87	32,544.87
46647PBK1	JPMORGAN CHASE & CO 2.083 04/22/2026	05/20/2021 05/24/2021 1,999,000.00	2,011,167.31 0.00 0.00 2,009,600.70	14,920.70 0.00 18,390.63 3,469.93	0.00 (1,566.61) (1,566.61) 1,903.32	1,903.32
47787JAC2	JDOT 2022 A3 0.36 09/15/2026	03/10/2022 03/16/2022 954,918.84	1,040,150.30 0.00 (85,326.63) 954,835.00	1,072.61 2,011.14 984.63 1,923.16	11.33 0.00 11.33 1,934.49	1,934.49
47788UAC6	JDOT 2021 A3 0.36 09/15/2025	03/02/2021 03/10/2021 11,942.27	79,212.67 0.00 (67,273.15) 11,941.89	12.67 23.76 1.91 13.00	2.37 0.00 2.37 15.37	15.37
47789QAC4	JDOT 2021-B A3 0.52 03/16/2026	07/13/2021 07/21/2021 562,085.62	628,893.03 0.00 (66,823.01) 562,072.42	145.35 272.53 129.90 257.09	2.40 0.00 2.40 259.49	259.49
47800AAC4	JDOT 2022-B A3 3.74 02/16/2027	07/12/2022 07/20/2022 2,296,728.89	2,426,710.69 0.00 (130,100.00) 2,296,620.76	4,033.93 7,563.62 3,817.67 7,347.36	10.07 0.00 10.07 7,357.44	7,357.44
47800BAC2	JDOT 2022-C A3 5.09 06/15/2027	10/12/2022 10/19/2022 4,437,981.59	4,702,449.66 0.00 (264,680.01) 4,437,787.48	10,638.47 19,947.12 10,039.70 19,348.36	17.83 0.00 17.83 19,366.18	19,366.18
532457CK2	ELI LILLY AND CO 4.5 02/09/2029	02/07/2024 02/09/2024 6,200,000.00	6,196,367.15 0.00 0.00 6,196,434.34	17,050.00 0.00 40,300.00 23,250.00	67.19 0.00 67.19 23,317.19	23,317.19
57629W5B2	MASSMUTUAL GLOBAL FUNDING II 4.85 01/17/2029	01/09/2024 01/17/2024 5,200,000.00	5,199,408.36 0.00 0.00 5,199,419.46	30,824.44 0.00 51,841.11 21,016.67	11.10 0.00 11.10 21,027.77	21,027.77

INCOME EARNED



City of Sunnyvale Managed Cons | Account #10622 | As of September 30, 2024

Cusip	Security Description	Trade Date Settle Date Units	Book Value: Begin Book Value: Acq Book Value: Disp Book Value: End	Prior Accrued Inc. Received Ending Accrued Total Interest	Accr. Of Discount Amort. Of Premium Net Accret/Amort Income Earned	Total Income
58770JAD6	MBALT 2024-A A3 5.32 01/18/2028	05/17/2024 05/23/2024 2,170,000.00	2,169,765.32 0.00 0.00 2,169,771.02	5,130.84 9,620.33 5,130.84 9,620.33	5.71 0.00 5.71 9,626.04	9,626.04
58933YBH7	MERCK & CO INC 4.05 05/17/2028	05/08/2023 05/17/2023 4,805,000.00	4,805,672.61 0.00 0.00 4,805,656.79	56,218.50 0.00 72,435.38 16,216.88	25.34 (41.15) (15.81) 16,201.06	16,201.06
58989V2H6	MET TOWER GLOBAL FUNDING 5.25 04/12/2029	04/08/2024 04/12/2024 3,685,000.00	3,678,067.20 0.00 0.00 3,678,190.70	74,698.02 0.00 90,819.90 16,121.88	123.51 0.00 123.51 16,245.38	16,245.38
59217GFQ7	METROPOLITAN LIFE GLOBAL FUNDING I 5.4 09/12/2028	6,000,000.00	6,058,323.28 0.00 0.00 6,057,134.62	152,100.00 162,000.00 17,100.00 27,000.00	0.00 (1,188.65) (1,188.65) 25,811.35	25,811.35
61747YEZ4	MORGAN STANLEY 5.05 01/28/2027	01/17/2023 01/19/2023 0.00	4,418,382.27 0.00 (4,418,230.92) 0.00	20,437.77 34,682.28 0.00 14,244.51	0.31 (151.66) (151.35) 14,093.16	14,093.16
64952WFD0	NEW YORK LIFE GLOBAL FUNDING 4.9 06/13/2028	09/12/2023 09/14/2023 4,000,000.00	3,944,919.28 0.00 0.00 3,946,115.82	42,466.67 0.00 58,800.00 16,333.33	1,196.54 0.00 1,196.54 17,529.87	17,529.87
64952WFF5	NEW YORK LIFE GLOBAL FUNDING 4.7 01/29/2029	01/22/2024 01/29/2024 3,500,000.00	3,494,413.97 0.00 0.00 3,494,517.99	14,622.22 0.00 28,330.56 13,708.33	104.02 0.00 104.02 13,812.36	13,812.36
665859AW4	NORTHERN TRUST CORP 4.0 05/10/2027	05/05/2022 05/10/2022 2,975,000.00	2,972,410.77 0.00 0.00 2,972,489.96	36,691.67 0.00 46,608.33 9,916.67	79.18 0.00 79.18 9,995.85	9,995.85
66815L2M0	NORTHWESTERN MUTUAL GLOBAL FUNDING 4.9 06/12/2028	07/10/2023 07/12/2023 5,000,000.00	4,950,582.64 0.00 0.00 4,951,656.93	53,763.89 0.00 74,180.56 20,416.67	1,074.29 0.00 1,074.29 21,490.96	21,490.96

INCOME EARNED



City of Sunnyvale Managed Cons | Account #10622 | As of September 30, 2024

Cusip	Security Description	Trade Date Settle Date Units	Book Value: Begin Book Value: Acq Book Value: Disp Book Value: End	Prior Accrued Inc. Received Ending Accrued Total Interest	Accr. Of Discount Amort. Of Premium Net Accret/Amort Income Earned	Total Income
66815L2Q1	NORTHWESTERN MUTUAL GLOBAL FUNDING 4.71 01/10/2029	01/10/2024 4,500,000.00	4,507,308.91 0.00 0.00 4,507,171.18	30,026.25 0.00 47,688.75 17,662.50	5.73 (143.46) (137.73) 17,524.77	17,524.77
69371RS31	PACCAR FINANCIAL CORP 4.6 01/10/2028	01/05/2023 01/10/2023 2,500,000.00	2,491,859.12 0.00 0.00 2,492,058.33	16,291.67 0.00 25,875.00 9,583.33	199.21 0.00 199.21 9,782.54	9,782.54
69371RS64	PACCAR FINANCIAL CORP 4.95 08/10/2028	08/03/2023 08/10/2023 4,115,000.00	4,109,879.07 0.00 0.00 4,109,985.83	11,882.06 0.00 28,856.44 16,974.38	106.76 0.00 106.76 17,081.14	17,081.14
69371RT48	PACCAR FINANCIAL CORP 4.0 09/26/2029	09/26/2024 09/27/2024 3,000,000.00	0.00 2,999,040.01 0.00 2,999,042.11	0.00 (333.33) 1,666.67 1,333.34	2.10 0.00 2.10 1,335.44	1,335.44
713448FX1	PEPSICO INC 4.5 07/17/2029	07/15/2024 07/17/2024 7,560,000.00	7,548,577.20 0.00 0.00 7,548,769.72	41,580.00 0.00 69,930.00 28,350.00	192.52 0.00 192.52 28,542.52	28,542.52
742718FV6	PROCTER & GAMBLE CO 1.9 02/01/2027	01/27/2022 02/01/2022 10,000,000.00	9,993,133.30 0.00 0.00 9,993,366.59	15,833.33 0.00 31,666.67 15,833.33	233.30 0.00 233.30 16,066.63	16,066.63
74340XBK6	PROLOGIS LP 3.25 10/01/2026	12/07/2021 12/09/2021 5,000,000.00	5,143,569.85 0.00 0.00 5,137,122.10	67,708.33 0.00 81,250.00 13,541.67	0.00 (6,447.75) (6,447.75) 7,093.92	7,093.92
74340XBV2	PROLOGIS LP 3.375 12/15/2027	01/10/2023 01/12/2023 4,968,000.00	4,797,739.62 0.00 0.00 4,801,996.13	35,397.00 0.00 49,369.50 13,972.50	4,256.51 0.00 4,256.51 18,229.01	18,229.01
756109AU8	REALTY INCOME CORP 3.65 01/15/2028	01/12/2023 01/17/2023 3,000,000.00	2,913,890.74 0.00 0.00 2,915,989.26	13,991.67 0.00 23,116.67 9,125.00	2,098.52 0.00 2,098.52 11,223.52	11,223.52

INCOME EARNED



City of Sunnyvale Managed Cons | Account #10622 | As of September 30, 2024

Cusip	Security Description	Trade Date Settle Date Units	Book Value: Begin Book Value: Acq Book Value: Disp Book Value: End	Prior Accrued Inc. Received Ending Accrued Total Interest	Accr. Of Discount Amort. Of Premium Net Accret/Amort Income Earned	Total Income
756109BF0	REALTY INCOME CORP 4.875 06/01/2026	02/06/2023 02/08/2023 0.00	4,006,765.12 0.00 (4,006,628.83) 0.00	48,750.00 54,708.33 0.00 5,958.33	0.00 (136.29) (136.29) 5,822.04	5,822.04
756109BG8	REALTY INCOME CORP 3.95 08/15/2027	12/15/2022 12/19/2022 3,650,000.00	3,583,848.84 0.00 0.00 3,585,689.79	6,407.78 0.00 18,422.36 12,014.58	1,840.94 0.00 1,840.94 13,855.52	13,855.52
78016EYV3	ROYAL BANK OF CANADA 2.05 01/21/2027	01/13/2022 01/21/2022 5,250,000.00	5,250,827.35 0.00 0.00 5,250,798.88	11,958.33 0.00 20,927.08 8,968.75	0.00 (28.46) (28.46) 8,940.29	8,940.29
808513BY0	CHARLES SCHWAB CORP 2.45 03/03/2027	03/09/2022 03/11/2022 5,580,000.00	5,543,065.99 0.00 0.00 5,544,279.59	67,595.50 68,355.00 10,633.00 11,392.50	1,213.60 0.00 1,213.60 12,606.10	12,606.10
87612EBM7	TARGET CORP 1.95 01/15/2027	01/19/2022 01/24/2022 3,845,000.00	3,841,884.64 0.00 0.00 3,841,992.56	9,580.46 0.00 15,828.58 6,248.13	107.92 0.00 107.92 6,356.05	6,356.05
880591EZ1	TENNESSEE VALLEY AUTHORITY 3.875 03/15/2028	05/04/2023 05/05/2023 4,769,000.00	4,817,290.50 0.00 0.00 4,816,168.34	85,212.76 92,399.38 8,213.28 15,399.90	0.00 (1,122.17) (1,122.17) 14,277.74	14,277.74
89114Tzt2	TORONTO-DOMINION BANK 2.8 03/10/2027	03/09/2022 03/11/2022 5,000,000.00	4,980,012.06 0.00 0.00 4,980,663.84	66,500.00 70,000.00 8,166.67 11,666.67	651.78 0.00 651.78 12,318.45	12,318.45
89115A2C5	TORONTO-DOMINION BANK 4.108 06/08/2027	08/26/2022 08/30/2022 1,800,000.00	1,796,505.85 0.00 0.00 1,796,609.64	17,048.20 0.00 23,210.20 6,162.00	103.79 0.00 103.79 6,265.79	6,265.79
89115A2Y7	TORONTO-DOMINION BANK 4.994 04/05/2029	03/26/2024 04/05/2024 4,975,000.00	4,975,000.00 0.00 0.00 4,975,000.00	100,760.89 0.00 121,465.18 20,704.29	0.00 0.00 0.00 20,704.29	20,704.29

INCOME EARNED



City of Sunnyvale Managed Cons | Account #10622 | As of September 30, 2024

Cusip	Security Description	Trade Date Settle Date Units	Book Value: Begin Book Value: Acq Book Value: Disp Book Value: End	Prior Accrued Inc. Received Ending Accrued Total Interest	Accr. Of Discount Amort. Of Premium Net Accret/Amort Income Earned	Total Income
89236TJK2	TOYOTA MOTOR CREDIT CORP 1.125 06/18/2026	06/15/2021 06/18/2021 6,840,000.00	6,838,920.43 0.00 0.00 6,838,969.88	15,603.75 0.00 22,016.25 6,412.50	49.45 0.00 49.45 6,461.95	6,461.95
89238FAD5	TAOT 2022-B A3 2.93 09/15/2026	04/07/2022 04/13/2022 1,073,593.26	1,172,632.44 0.00 (99,050.54) 1,073,583.27	1,527.04 2,863.21 1,398.06 2,734.22	1.38 0.00 1.38 2,735.60	2,735.60
89238JAC9	TAOT 2021-D A3 0.71 04/15/2026	11/09/2021 11/15/2021 565,495.28	648,042.45 0.00 (82,551.41) 565,491.76	204.49 383.43 178.45 357.38	0.73 0.00 0.73 358.11	358.11
912828ZC7	UNITED STATES TREASURY 1.125 02/28/2025	03/18/2020 03/19/2020 11,250,000.00	11,267,291.16 0.00 0.00 11,264,409.30	349.62 63,281.25 10,838.23 73,769.85	0.00 (2,881.86) (2,881.86) 70,888.00	70,888.00
91282CAB7	UNITED STATES TREASURY 0.25 07/31/2025	01/18/2022 01/19/2022 5,000,000.00	4,946,465.13 0.00 0.00 4,951,288.09	1,086.96 0.00 2,105.98 1,019.02	4,822.96 0.00 4,822.96 5,841.98	5,841.98
91282CAT8	UNITED STATES TREASURY 0.25 10/31/2025	03/26/2021 03/29/2021 12,500,000.00	12,428,723.16 0.00 0.00 12,433,754.47	10,529.89 0.00 13,077.45 2,547.55	5,031.31 0.00 5,031.31 7,578.86	7,578.86
91282CCW9	UNITED STATES TREASURY 0.75 08/31/2026	09/17/2021 09/20/2021 3,200,000.00	3,192,986.51 0.00 0.00 3,193,275.13	66.30 12,000.00 2,055.25 13,988.95	288.62 0.00 288.62 14,277.57	14,277.57
91282CCZ2	UNITED STATES TREASURY 0.875 09/30/2026	19,350,000.00	19,269,367.77 0.00 0.00 19,272,554.82	71,240.78 84,656.25 465.14 13,880.62	3,187.04 0.00 3,187.04 17,067.66	17,067.66
91282CDG3	UNITED STATES TREASURY 1.125 10/31/2026	11/15/2021 11/17/2021 6,420,000.00	6,402,915.27 0.00 0.00 6,403,564.06	24,336.68 0.00 30,224.59 5,887.91	648.79 0.00 648.79 6,536.69	6,536.69

INCOME EARNED



City of Sunnyvale Managed Cons | Account #10622 | As of September 30, 2024

Cusip	Security Description	Trade Date Settle Date Units	Book Value: Begin Book Value: Acq Book Value: Disp Book Value: End	Prior Accrued Inc. Received Ending Accrued Total Interest	Accr. Of Discount Amort. Of Premium Net Accret/Amort Income Earned	Total Income
91282CED9	UNITED STATES TREASURY 1.75 03/15/2025	04/08/2022 04/12/2022 6,000,000.00	5,970,643.87 0.00 0.00 5,975,160.20	48,505.43 52,500.00 4,640.88 8,635.45	4,516.33 0.00 4,516.33 13,151.78	13,151.78
91282CEW7	UNITED STATES TREASURY 3.25 06/30/2027	07/13/2022 07/15/2022 7,000,000.00	7,024,307.71 0.00 0.00 7,023,601.09	38,947.01 0.00 57,493.21 18,546.20	0.00 (706.62) (706.62) 17,839.58	17,839.58
91282CFB2	UNITED STATES TREASURY 2.75 07/31/2027	08/22/2022 08/23/2022 1,300,000.00	1,287,006.36 0.00 0.00 1,287,373.07	3,108.70 0.00 6,023.10 2,914.40	366.71 0.00 366.71 3,281.11	3,281.11
91282CFH9	UNITED STATES TREASURY 3.125 08/31/2027	16,400,000.00	16,269,169.96 0.00 0.00 16,272,757.63	1,415.75 256,250.00 43,888.12 298,722.38	3,587.66 0.00 3,587.66 302,310.04	302,310.04
91282CFM8	UNITED STATES TREASURY 4.125 09/30/2027	10/20/2022 10/25/2022 12,150,000.00	12,040,405.03 0.00 0.00 12,043,330.16	210,882.17 250,593.75 1,376.89 41,088.47	2,925.13 0.00 2,925.13 44,013.60	44,013.60
91282CFZ9	UNITED STATES TREASURY 3.875 11/30/2027	12/27/2022 12/28/2022 8,000,000.00	7,989,908.06 0.00 0.00 7,990,163.55	78,770.49 0.00 104,180.33 25,409.84	255.49 0.00 255.49 25,665.33	25,665.33
91282CGA3	UNITED STATES TREASURY 4.0 12/15/2025	12/27/2022 12/28/2022 4,000,000.00	7,983,047.67 0.00 (3,991,803.37) 3,992,064.87	68,196.72 40,874.32 47,213.11 19,890.71	820.56 0.00 820.56 20,711.28	20,711.28
91282CGC9	UNITED STATES TREASURY 3.875 12/31/2027	01/05/2023 01/06/2023 8,000,000.00	7,981,835.17 0.00 0.00 7,982,283.31	53,070.65 0.00 78,342.39 25,271.74	448.15 0.00 448.15 25,719.88	25,719.88
91282CGE5	UNITED STATES TREASURY 3.875 01/15/2026	4,000,000.00	15,981,264.57 0.00 (11,986,256.95) 3,995,596.61	80,869.57 74,551.63 32,853.26 26,535.33	683.47 (94.48) 588.99 27,124.31	27,124.31

INCOME EARNED



City of Sunnyvale Managed Cons | Account #10622 | As of September 30, 2024

Cusip	Security Description	Trade Date Settle Date Units	Book Value: Begin Book Value: Acq Book Value: Disp Book Value: End	Prior Accrued Inc. Received Ending Accrued Total Interest	Accr. Of Discount Amort. Of Premium Net Accret/Amort Income Earned	Total Income
91282CGH8	UNITED STATES TREASURY 3.5 01/31/2028	02/03/2023 02/06/2023 16,000,000.00	15,943,045.68 0.00 0.00 15,944,415.87	48,695.65 0.00 94,347.83 45,652.17	1,370.19 0.00 1,370.19 47,022.37	47,022.37
91282CGP0	UNITED STATES TREASURY 4.0 02/29/2028	12,400,000.00	12,432,307.87 0.00 0.00 12,431,548.28	1,370.17 248,000.00 42,475.14 289,104.97	469.52 (1,229.11) (759.59) 288,345.38	288,345.38
91282CHA2	UNITED STATES TREASURY 3.5 04/30/2028	05/22/2023 05/25/2023 7,500,000.00	7,437,832.42 0.00 0.00 7,439,227.36	88,451.09 0.00 109,850.54 21,399.46	1,394.93 0.00 1,394.93 22,794.39	22,794.39
91282CHE4	UNITED STATES TREASURY 3.625 05/31/2028	06/14/2023 06/20/2023 12,000,000.00	11,849,890.01 0.00 0.00 11,853,181.90	110,532.79 0.00 146,188.52 35,655.74	3,291.89 0.00 3,291.89 38,947.62	38,947.62
91282CHR5	UNITED STATES TREASURY 4.0 07/31/2030	9,000,000.00	8,881,824.05 0.00 0.00 8,883,466.14	31,304.35 0.00 60,652.17 29,347.83	2,162.86 (520.77) 1,642.09 30,989.92	30,989.92
91282CJA0	UNITED STATES TREASURY 4.625 09/30/2028	10/04/2023 10/05/2023 14,000,000.00	13,924,866.22 0.00 0.00 13,926,378.98	272,445.36 323,750.00 1,778.85 53,083.49	1,512.76 0.00 1,512.76 54,596.25	54,596.25
91282CJG7	UNITED STATES TREASURY 4.875 10/31/2030	10/27/2023 10/31/2023 7,000,000.00	7,004,573.58 0.00 0.00 7,004,512.63	114,986.41 0.00 142,805.71 27,819.29	0.00 (60.95) (60.95) 27,758.34	27,758.34
91282CJR3	UNITED STATES TREASURY 3.75 12/31/2028	13,000,000.00	12,878,738.11 0.00 0.00 12,881,037.64	83,457.88 0.00 123,199.73 39,741.85	2,299.53 0.00 2,299.53 42,041.38	42,041.38
91282CJW2	UNITED STATES TREASURY 4.0 01/31/2029	02/16/2024 02/21/2024 10,000,000.00	9,877,194.08 0.00 0.00 9,879,478.13	34,782.61 0.00 67,391.30 32,608.70	2,284.05 0.00 2,284.05 34,892.75	34,892.75

INCOME EARNED



City of Sunnyvale Managed Cons | Account #10622 | As of September 30, 2024

Cusip	Security Description	Trade Date Settle Date Units	Book Value: Begin Book Value: Acq Book Value: Disp Book Value: End	Prior Accrued Inc. Received Ending Accrued Total Interest	Accr. Of Discount Amort. Of Premium Net Accret/Amort Income Earned	Total Income
91282CKG5	UNITED STATES TREASURY 4.125 03/31/2029	04/10/2024 04/11/2024 12,000,000.00	11,781,931.82 0.00 0.00 11,785,844.52	208,278.69 247,500.00 1,359.89 40,581.20	3,912.71 0.00 3,912.71 44,493.91	44,493.91
91282CKP5	UNITED STATES TREASURY 4.625 04/30/2029	19,000,000.00	19,125,104.49 0.00 0.00 19,122,899.36	296,100.54 0.00 367,737.77 71,637.23	0.00 (2,205.13) (2,205.13) 69,432.10	69,432.10
91282CKX8	UNITED STATES TREASURY 4.25 06/30/2029	07/18/2024 07/19/2024 8,000,000.00	8,055,185.22 0.00 0.00 8,054,246.16	58,206.52 0.00 85,923.91 27,717.39	0.00 (939.06) (939.06) 26,778.33	26,778.33
91282CLK5	UNITED STATES TREASURY 3.625 08/31/2029	09/11/2024 09/13/2024 16,000,000.00	16,125,625.00 0.00 0.00 16,124,377.76	0.00 (20,828.73) 49,668.51 28,839.78	0.00 (1,247.24) (1,247.24) 27,592.54	27,592.54
91324PDP4	UNITEDHEALTH GROUP INC 3.875 12/15/2028	12/12/2023 12/15/2023 6,000,000.00	5,797,165.71 0.00 0.00 5,801,051.43	49,083.33 0.00 68,458.33 19,375.00	3,885.71 0.00 3,885.71 23,260.71	23,260.71
91324PEC2	UNITEDHEALTH GROUP INC 1.15 05/15/2026	1,660,000.00	1,661,799.79 0.00 0.00 1,661,708.43	5,620.94 0.00 7,211.78 1,590.83	0.00 (91.36) (91.36) 1,499.47	1,499.47
91324PEG3	UNITEDHEALTH GROUP INC 3.7 05/15/2027	05/17/2022 05/20/2022 3,020,000.00	3,020,751.91 0.00 0.00 3,020,728.12	32,901.22 0.00 42,212.89 9,311.67	6.23 (30.02) (23.79) 9,287.88	9,287.88
93114ZERO	WALMART INC 1.05 09/17/2026	09/08/2021 09/17/2021 1,610,000.00	1,608,756.85 0.00 0.00 1,608,806.84	7,701.17 8,452.50 657.42 1,408.75	49.99 0.00 49.99 1,458.74	1,458.74
			831,029,300.34	5,017,803.40	170,245.61	
			25,079,665.01	3,376,900.06	(45,248.61)	
			(29,688,769.97)	4,353,055.38	124,997.00	
Total Fixed Income		831,193,132.88	826,545,192.38	2,712,152.04	2,837,149.04	2,837,149.04



INCOME EARNED

City of Sunnyvale Managed Cons | Account #10622 | As of September 30, 2024

Cusip	Security Description	Trade Date Settle Date Units	Book Value: Begin Book Value: Acq Book Value: Disp Book Value: End	Prior Accrued Inc. Received Ending Accrued Total Interest	Accr. Of Discount Amort. Of Premium Net Accret/Amort Income Earned	Total Income
			836,876,978.07	5,017,803.40	170,245.61	
			55,117,935.05	3,402,967.25	(45,248.61)	
			(61,634,287.97)	4,353,055.38	124,997.00	
TOTAL PORTFOLIO		834,546,421.77	829,898,481.27	2,738,219.23	2,863,216.23	2,863,216.23

CASH FLOW REPORT



City of Sunnyvale Managed Cons | Account #10622 | As of September 30, 2024

Payment Date	Transaction Type	CUSIP	Quantity	Security Description	Principal Amount	Income	Total Amount
OCTOBER 2024							
10/01/2024	Dividend	60934N807	0.00		0.05		0.05
10/01/2024	Dividend	60934N807	0.00		18,457.51		18,457.51
10/01/2024	Coupon	74340XBK6	0.00	PROLOGIS LP 3.25 10/01/2026		81,250.00	81,250.00
10/07/2024	Coupon	89115A2Y7	4,975,000.00	TORONTO-DOMINION BANK 4.994 04/05/2029		124,225.75	124,225.75
10/08/2024	Coupon	3135G05Y5	8,000,000.00	FEDERAL NATIONAL MORTGAGE ASSOCIATION 0.75 10/08/2027		30,000.00	30,000.00
10/15/2024	Coupon	02582JJR2	4,500,000.00	AMXCA 2021-1 A 0.9 11/15/2024		3,375.00	3,375.00
10/15/2024	Coupon	02582JJT8	6,135,000.00	AMXCA 2022-2 A 05/17/2027		17,331.38	17,331.38
10/15/2024	Coupon	02582JKH2	6,540,000.00	AMXCA 2024-1 A 5.23 04/16/2029		28,503.50	28,503.50
10/15/2024	Coupon	05522RDJ4	4,200,000.00	BACCT 2024-1 A 4.93 03/15/2029		17,255.00	17,255.00
10/15/2024	Coupon	161571HT4	8,975,000.00	CHAIT 2023-1 A 5.16 09/15/2028		38,592.50	38,592.50
10/15/2024	Coupon	43815BAC4	1,681,633.30	HAROT 2022-1 A3 1.88 05/15/2026		2,636.28	2,636.28
10/15/2024	Principal Paydown	43815BAC4	1,681,633.30	HAROT 2022-1 A3 1.88 05/15/2026	182,924.67		182,924.67
10/15/2024	Coupon	448977AD0	1,415,068.38	HART 2022-A A3 2.22 10/15/2026		2,614.63	2,614.63
10/15/2024	Principal Paydown	448977AD0	1,415,068.38	HART 2022-A A3 2.22 10/15/2026	143,825.35		143,825.35
10/15/2024	Coupon	44934FAD7	3,225,000.00	HALST 24B A3 5.41 05/17/2027		14,539.38	14,539.38
10/15/2024	Coupon	44935FAD6	824,254.26	HART 2021-C A3 0.74 05/15/2026		515.22	515.22
10/15/2024	Principal Paydown	44935FAD6	824,254.26	HART 2021-C A3 0.74 05/15/2026	150,521.46		150,521.46
10/15/2024	Coupon	47787JAC2	954,918.84	JDOT 2022 A3 0.36 09/15/2026		1,808.61	1,808.61
10/15/2024	Principal Paydown	47787JAC2	954,918.84	JDOT 2022 A3 0.36 09/15/2026	105,953.84		105,953.84
10/15/2024	Coupon	47788UAC6	11,942.27	JDOT 2021 A3 0.36 09/15/2025		3.58	3.58
10/15/2024	Effective Maturity	47788UAC6	11,942.27	JDOT 2021 A3 0.36 09/15/2025	11,942.27		11,942.27
10/15/2024	Coupon	47789QAC4	562,085.62	JDOT 2021-B A3 0.52 03/16/2026		243.89	243.89
10/15/2024	Principal Paydown	47789QAC4	562,085.62	JDOT 2021-B A3 0.52 03/16/2026	72,772.43		72,772.43
10/15/2024	Coupon	47800AAC4	2,296,728.89	JDOT 2022-B A3 3.74 02/16/2027		7,158.14	7,158.14
10/15/2024	Principal Paydown	47800AAC4	2,296,728.89	JDOT 2022-B A3 3.74 02/16/2027	147,586.02		147,586.02
10/15/2024	Coupon	47800BAC2	4,437,981.59	JDOT 2022-C A3 5.09 06/15/2027		18,824.44	18,824.44
10/15/2024	Principal Paydown	47800BAC2	4,437,981.59	JDOT 2022-C A3 5.09 06/15/2027	200,504.48		200,504.48
10/15/2024	Coupon	58770JAD6	2,170,000.00	MBALT 2024-A A3 5.32 01/18/2028		9,621.46	9,621.46
10/15/2024	Coupon	58989V2H6	3,685,000.00	MET TOWER GLOBAL FUNDING 5.25 04/12/2029		96,731.25	96,731.25

CASH FLOW REPORT



City of Sunnyvale Managed Cons | Account #10622 | As of September 30, 2024

Payment Date	Transaction Type	CUSIP	Quantity	Security Description	Principal Amount	Income	Total Amount
10/15/2024	Coupon	89238FAD5	1,073,593.26	TAOT 2022-B A3 2.93 09/15/2026		2,607.14	2,607.14
10/15/2024	Principal Paydown	89238FAD5	1,073,593.26	TAOT 2022-B A3 2.93 09/15/2026	100,827.02		100,827.02
10/15/2024	Coupon	89238JAC9	565,495.28	TAOT 2021-D A3 0.71 04/15/2026		332.39	332.39
10/15/2024	Principal Paydown	89238JAC9	565,495.28	TAOT 2021-D A3 0.71 04/15/2026	82,747.71		82,747.71
10/16/2024	Coupon	362554AC1	523,309.37	GMCAR 2021-4 A3 0.68 09/16/2026		305.88	305.88
10/16/2024	Principal Paydown	362554AC1	523,309.37	GMCAR 2021-4 A3 0.68 09/16/2026	57,892.86		57,892.86
10/16/2024	Coupon	362585AC5	1,046,881.02	GMCAR 2022-2 A3 3.1 02/16/2027		2,687.17	2,687.17
10/16/2024	Principal Paydown	362585AC5	1,046,881.02	GMCAR 2022-2 A3 3.1 02/16/2027	85,514.57		85,514.57
10/16/2024	Coupon	380146AC4	543,266.15	GMCAR 2022-1 A3 1.26 11/16/2026		575.05	575.05
10/16/2024	Principal Paydown	380146AC4	543,266.15	GMCAR 2022-1 A3 1.26 11/16/2026	55,822.70		55,822.70
10/18/2024	Coupon	437930AC4	2,830,000.00	HONDO-242-A3 5.27 11/20/2028		12,428.42	12,428.42
10/18/2024	Coupon	43815PAC3	998,489.96	HAROT 2022-2 A3 3.73 07/20/2026		3,103.64	3,103.64
10/18/2024	Principal Paydown	43815PAC3	998,489.96	HAROT 2022-2 A3 3.73 07/20/2026	86,528.86		86,528.86
10/21/2024	Coupon	36269WAD1	2,980,000.00	GMALT 2024-2 A3 5.39 07/20/2027		13,385.17	13,385.17
10/21/2024	Coupon	43813YAC6	5,175,000.00	HAROT 2024-3 A3 4.57 03/21/2029		19,708.13	19,708.13
10/21/2024	Coupon	43815GAC3	575,724.49	HAROT 2021-4 A3 0.88 01/21/2026		422.20	422.20
10/21/2024	Principal Paydown	43815GAC3	575,724.49	HAROT 2021-4 A3 0.88 01/21/2026	80,044.41		80,044.41
10/21/2024	Coupon	4581X0DV7	13,155,000.00	INTER-AMERICAN DEVELOPMENT BANK 0.875 04/20/2026		57,553.13	57,553.13
10/22/2024	Coupon	46647PBK1	1,999,000.00	JPMORGAN CHASE & CO 2.083 04/22/2026		20,819.59	20,819.59
10/25/2024	Coupon	05602RAD3	1,098,520.98	BMWOT 2022-A A3 3.21 08/25/2026		2,938.54	2,938.54
10/25/2024	Principal Paydown	05602RAD3	1,098,520.98	BMWOT 2022-A A3 3.21 08/25/2026	111,010.21		111,010.21
10/25/2024	Coupon	096919AD7	3,700,000.00	BMWOT 2024-A A3 5.18 02/26/2029		15,971.67	15,971.67
10/25/2024	Coupon	3137BRQJ7	6,653,000.00	FHMS K-057 A2 2.57 07/25/2026		14,248.51	14,248.51
10/25/2024	Coupon	3137BSRE5	6,000,000.00	FHMS K-059 A2 3.12 09/25/2026		15,600.00	15,600.00
10/25/2024	Coupon	3137F2LJ3	900,000.00	FHMS K-066 A2 3.117 06/25/2027		2,337.75	2,337.75
10/25/2024	Coupon	3137F4X72	3,500,000.00	FHMS K-075 A2 3.65 02/25/2028		10,645.83	10,645.83
10/25/2024	Coupon	3137FBBX3	15,000,000.00	FHMS K-068 A2 3.244 08/25/2027		40,550.00	40,550.00
10/25/2024	Coupon	3137FBU79	8,968,405.23	FHMS K-069 A2 3.187 09/25/2027		23,818.59	23,818.59
10/25/2024	Coupon	3137FCJK1	5,321,000.00	FHMS K-070 A2 3.303 11/25/2027		14,646.05	14,646.05
10/25/2024	Coupon	3137FCLD4	3,729,334.00	FHMS K-071 A2 3.286 11/25/2027		10,212.16	10,212.16
10/25/2024	Coupon	3137FEBQ2	1,854,000.00	FHMS K-072 A2 3.444 12/25/2027		5,320.98	5,320.98

CASH FLOW REPORT



City of Sunnyvale Managed Cons | Account #10622 | As of September 30, 2024

Payment Date	Transaction Type	CUSIP	Quantity	Security Description	Principal Amount	Income	Total Amount
10/25/2024	Coupon	3137FETN0	12,200,000.00	FHMS K-073 A2 3.35 01/25/2028		34,058.33	34,058.33
10/25/2024	Coupon	3137FEZU7	2,867,500.00	FHMS K-076 A2 3.9 04/25/2028		9,319.38	9,319.38
10/25/2024	Coupon	3137FKUP9	12,000,000.00	FHMS K-087 A2 3.771 12/25/2028		37,710.00	37,710.00
10/25/2024	Coupon	3137FKZZ2	6,271,000.00	FHMS K-088 A2 3.69 01/25/2029		19,283.33	19,283.33
10/25/2024	Coupon	3137FMXY8	4,000,000.00	FHMS K-094 A2 2.903 06/25/2029		9,676.67	9,676.67
10/25/2024	Coupon	3137FQXJ7	5,000,000.00	FHMS K-737 A2 2.525 10/25/2026		10,520.83	10,520.83
10/25/2024	Coupon	3137H5YC5	1,400,000.00	FHMS K-748 A2 2.26 01/25/2029		2,636.67	2,636.67
10/25/2024	Coupon	3137H9D71	4,600,000.00	FHMS K-750 A2 3.0 09/25/2029		11,500.00	11,500.00
10/25/2024	Coupon	3137HB2L7	5,000,000.00	FHMS K-753 A2 4.4 10/25/2030		18,333.33	18,333.33
10/28/2024	Coupon	459058JL8	5,915,000.00	INTERNATIONAL BANK FOR RECONSTRUCTION AND DEVELOPM 0.5 10/28/2025		14,787.50	14,787.50
10/31/2024	Coupon	91282CAT8	12,500,000.00	UNITED STATES TREASURY 0.25 10/31/2025		15,625.00	15,625.00
10/31/2024	Coupon	91282CDG3	6,420,000.00	UNITED STATES TREASURY 1.125 10/31/2026		36,112.50	36,112.50
10/31/2024	Coupon	91282CHA2	7,500,000.00	UNITED STATES TREASURY 3.5 04/30/2028		131,250.00	131,250.00
10/31/2024	Coupon	91282CJG7	7,000,000.00	UNITED STATES TREASURY 4.875 10/31/2030		170,625.00	170,625.00
10/31/2024	Coupon	91282CKP5	19,000,000.00	UNITED STATES TREASURY 4.625 04/30/2029		439,375.00	439,375.00
October 2024 Total					1,694,876.42	1,746,261.51	3,441,137.93
NOVEMBER 2024							
11/01/2024	Coupon	06367WB85	5,683,000.00	BANK OF MONTREAL 1.85 05/01/2025		52,567.75	52,567.75
11/07/2024	Coupon	3135G06G3	12,900,000.00	FEDERAL NATIONAL MORTGAGE ASSOCIATION 0.5 11/07/2025		32,250.00	32,250.00
11/12/2024	Coupon	023135BX3	9,990,000.00	AMAZON.COM INC 1.0 05/12/2026		49,950.00	49,950.00
11/12/2024	Coupon	037833ET3	3,960,000.00	APPLE INC 4.0 05/10/2028		79,200.00	79,200.00
11/12/2024	Coupon	665859AW4	2,975,000.00	NORTHERN TRUST CORP 4.0 05/10/2027		59,500.00	59,500.00
11/15/2024	Coupon	02582JIR2	4,500,000.00	AMXCA 2021-1 A 0.9 11/15/2024		3,375.00	3,375.00
11/15/2024	Final Maturity	02582JIR2	4,500,000.00	AMXCA 2021-1 A 0.9 11/15/2024	4,500,000.00		4,500,000.00
11/15/2024	Coupon	02582JIT8	6,135,000.00	AMXCA 2022-2 A 05/17/2027		17,331.38	17,331.38
11/15/2024	Coupon	02582JKH2	6,540,000.00	AMXCA 2024-1 A 5.23 04/16/2029		28,503.50	28,503.50
11/15/2024	Coupon	05522RDJ4	4,200,000.00	BACCT 2024-1 A 4.93 03/15/2029		17,255.00	17,255.00
11/15/2024	Coupon	161571HT4	8,975,000.00	CHAIT 2023-1 A 5.16 09/15/2028		38,592.50	38,592.50
11/15/2024	Coupon	43815BAC4	1,681,633.30	HAROT 2022-1 A3 1.88 05/15/2026		2,349.70	2,349.70

CASH FLOW REPORT



City of Sunnyvale Managed Cons | Account #10622 | As of September 30, 2024

Payment Date	Transaction Type	CUSIP	Quantity	Security Description	Principal Amount	Income	Total Amount
11/15/2024	Principal Paydown	43815BAC4	1,681,633.30	HAROT 2022-1 A3 1.88 05/15/2026	167,774.97		167,774.97
11/15/2024	Coupon	448977AD0	1,415,068.38	HART 2022-A A3 2.22 10/15/2026		2,348.55	2,348.55
11/15/2024	Principal Paydown	448977AD0	1,415,068.38	HART 2022-A A3 2.22 10/15/2026	139,665.30		139,665.30
11/15/2024	Coupon	44934FAD7	3,225,000.00	HALST 24B A3 5.41 05/17/2027		14,539.38	14,539.38
11/15/2024	Coupon	44935FAD6	824,254.26	HART 2021-C A3 0.74 05/15/2026		422.40	422.40
11/15/2024	Principal Paydown	44935FAD6	824,254.26	HART 2021-C A3 0.74 05/15/2026	146,528.07		146,528.07
11/15/2024	Coupon	47787JAC2	954,918.84	JDOT 2022 A3 0.36 09/15/2026		1,603.77	1,603.77
11/15/2024	Principal Paydown	47787JAC2	954,918.84	JDOT 2022 A3 0.36 09/15/2026	113,597.45		113,597.45
11/15/2024	Coupon	47789QAC4	562,085.62	JDOT 2021-B A3 0.52 03/16/2026		212.36	212.36
11/15/2024	Principal Paydown	47789QAC4	562,085.62	JDOT 2021-B A3 0.52 03/16/2026	86,226.11		86,226.11
11/15/2024	Coupon	47800AAC4	2,296,728.89	JDOT 2022-B A3 3.74 02/16/2027		6,698.16	6,698.16
11/15/2024	Principal Paydown	47800AAC4	2,296,728.89	JDOT 2022-B A3 3.74 02/16/2027	154,333.52		154,333.52
11/15/2024	Coupon	47800BAC2	4,437,981.59	JDOT 2022-C A3 5.09 06/15/2027		17,973.97	17,973.97
11/15/2024	Principal Paydown	47800BAC2	4,437,981.59	JDOT 2022-C A3 5.09 06/15/2027	226,059.12		226,059.12
11/15/2024	Coupon	58770JAD6	2,170,000.00	MBALT 2024-A A3 5.32 01/18/2028		9,621.46	9,621.46
11/15/2024	Coupon	89238FAD5	1,073,593.26	TAOT 2022-B A3 2.93 09/15/2026		2,360.95	2,360.95
11/15/2024	Principal Paydown	89238FAD5	1,073,593.26	TAOT 2022-B A3 2.93 09/15/2026	92,840.42		92,840.42
11/15/2024	Coupon	89238JAC9	565,495.28	TAOT 2021-D A3 0.71 04/15/2026		283.43	283.43
11/15/2024	Principal Paydown	89238JAC9	565,495.28	TAOT 2021-D A3 0.71 04/15/2026	80,379.83		80,379.83
11/15/2024	Coupon	91324PEC2	1,660,000.00	UNITEDHEALTH GROUP INC 1.15 05/15/2026		9,545.00	9,545.00
11/15/2024	Coupon	91324PEG3	3,020,000.00	UNITEDHEALTH GROUP INC 3.7 05/15/2027		55,870.00	55,870.00
11/18/2024	Coupon	22160KAM7	5,300,000.00	COSTCO WHOLESALE CORP 3.0 05/18/2027		79,500.00	79,500.00
11/18/2024	Coupon	362554AC1	523,309.37	GMCAR 2021-4 A3 0.68 09/16/2026		273.08	273.08
11/18/2024	Principal Paydown	362554AC1	523,309.37	GMCAR 2021-4 A3 0.68 09/16/2026	56,564.34		56,564.34
11/18/2024	Coupon	362585AC5	1,046,881.02	GMCAR 2022-2 A3 3.1 02/16/2027		2,466.25	2,466.25
11/18/2024	Principal Paydown	362585AC5	1,046,881.02	GMCAR 2022-2 A3 3.1 02/16/2027	82,179.19		82,179.19
11/18/2024	Coupon	380146AC4	543,266.15	GMCAR 2022-1 A3 1.26 11/16/2026		516.44	516.44
11/18/2024	Principal Paydown	380146AC4	543,266.15	GMCAR 2022-1 A3 1.26 11/16/2026	54,537.18		54,537.18
11/18/2024	Coupon	437930AC4	2,830,000.00	HONDO-242-A3 5.27 11/20/2028		12,428.42	12,428.42
11/18/2024	Coupon	43815PAC3	998,489.96	HAROT 2022-2 A3 3.73 07/20/2026		2,834.68	2,834.68
11/18/2024	Principal Paydown	43815PAC3	998,489.96	HAROT 2022-2 A3 3.73 07/20/2026	84,374.45		84,374.45
11/18/2024	Coupon	58933YBH7	4,805,000.00	MERCK & CO INC 4.05 05/17/2028		97,301.25	97,301.25

CASH FLOW REPORT



City of Sunnyvale Managed Cons | Account #10622 | As of September 30, 2024

Payment Date	Transaction Type	CUSIP	Quantity	Security Description	Principal Amount	Income	Total Amount
11/20/2024	Coupon	36269WAD1	2,980,000.00	GMALT 2024-2 A3 5.39 07/20/2027		13,385.17	13,385.17
11/21/2024	Coupon	43813YAC6	5,175,000.00	HAROT 2024-3 A3 4.57 03/21/2029		19,708.13	19,708.13
11/21/2024	Coupon	43815GAC3	575,724.49	HAROT 2021-4 A3 0.88 01/21/2026		363.50	363.50
11/21/2024	Principal Paydown	43815GAC3	575,724.49	HAROT 2021-4 A3 0.88 01/21/2026	78,150.07		78,150.07
11/25/2024	Coupon	05602RAD3	1,098,520.98	BMWOT 2022-A A3 3.21 08/25/2026		2,641.59	2,641.59
11/25/2024	Principal Paydown	05602RAD3	1,098,520.98	BMWOT 2022-A A3 3.21 08/25/2026	107,719.68		107,719.68
11/25/2024	Coupon	096919AD7	3,700,000.00	BMWOT 2024-A A3 5.18 02/26/2029		15,971.67	15,971.67
11/25/2024	Coupon	3137BRQJ7	6,653,000.00	FHMS K-057 A2 2.57 07/25/2026		14,248.51	14,248.51
11/25/2024	Coupon	3137BSRE5	6,000,000.00	FHMS K-059 A2 3.12 09/25/2026		15,600.00	15,600.00
11/25/2024	Coupon	3137F2LJ3	900,000.00	FHMS K-066 A2 3.117 06/25/2027		2,337.75	2,337.75
11/25/2024	Coupon	3137F4X72	3,500,000.00	FHMS K-075 A2 3.65 02/25/2028		10,645.83	10,645.83
11/25/2024	Coupon	3137FBBX3	15,000,000.00	FHMS K-068 A2 3.244 08/25/2027		40,550.00	40,550.00
11/25/2024	Coupon	3137FBU79	8,968,405.23	FHMS K-069 A2 3.187 09/25/2027		23,778.09	23,778.09
11/25/2024	Principal Paydown	3137FBU79	8,968,405.23	FHMS K-069 A2 3.187 09/25/2027	14,313.95		14,313.95
11/25/2024	Coupon	3137FCJK1	5,321,000.00	FHMS K-070 A2 3.303 11/25/2027		14,646.05	14,646.05
11/25/2024	Coupon	3137FCLD4	3,729,334.00	FHMS K-071 A2 3.286 11/25/2027		10,212.16	10,212.16
11/25/2024	Coupon	3137FEBQ2	1,854,000.00	FHMS K-072 A2 3.444 12/25/2027		5,320.98	5,320.98
11/25/2024	Coupon	3137FETN0	12,200,000.00	FHMS K-073 A2 3.35 01/25/2028		34,058.33	34,058.33
11/25/2024	Coupon	3137FEZU7	2,867,500.00	FHMS K-076 A2 3.9 04/25/2028		9,319.38	9,319.38
11/25/2024	Coupon	3137FKUP9	12,000,000.00	FHMS K-087 A2 3.771 12/25/2028		37,710.00	37,710.00
11/25/2024	Coupon	3137FKZZ2	6,271,000.00	FHMS K-088 A2 3.69 01/25/2029		19,283.33	19,283.33
11/25/2024	Coupon	3137FMTY8	4,000,000.00	FHMS K-094 A2 2.903 06/25/2029		9,676.67	9,676.67
11/25/2024	Coupon	3137FQXJ7	5,000,000.00	FHMS K-737 A2 2.525 10/25/2026		10,520.83	10,520.83
11/25/2024	Coupon	3137H5YC5	1,400,000.00	FHMS K-748 A2 2.26 01/25/2029		2,636.67	2,636.67
11/25/2024	Coupon	3137H9D71	4,600,000.00	FHMS K-750 A2 3.0 09/25/2029		11,500.00	11,500.00
11/25/2024	Coupon	3137HB2L7	5,000,000.00	FHMS K-753 A2 4.4 10/25/2030		18,333.33	18,333.33
November 2024							
Total					6,185,243.64	1,040,122.32	7,225,365.96
DECEMBER 2024							
12/02/2024	Coupon	91282CFZ9	8,000,000.00	UNITED STATES TREASURY 3.875 11/30/2027		155,000.00	155,000.00
12/02/2024	Coupon	91282CHE4	12,000,000.00	UNITED STATES TREASURY 3.625 05/31/2028		217,500.00	217,500.00

CASH FLOW REPORT



City of Sunnyvale Managed Cons | Account #10622 | As of September 30, 2024

Payment Date	Transaction Type	CUSIP	Quantity	Security Description	Principal Amount	Income	Total Amount
12/09/2024	Coupon	3133EPME2	10,000,000.00	FEDERAL FARM CREDIT BANKS FUNDING CORP 3.875 06/08/2028		193,750.00	193,750.00
12/09/2024	Coupon	89115A2C5	1,800,000.00	TORONTO-DOMINION BANK 4.108 06/08/2027		36,972.00	36,972.00
12/11/2024	Coupon	24422EXT1	5,180,000.00	JOHN DEERE CAPITAL CORP 4.85 06/11/2029		125,615.00	125,615.00
12/12/2024	Coupon	66815L2M0	5,000,000.00	NORTHWESTERN MUTUAL GLOBAL FUNDING 4.9 06/12/2028		122,500.00	122,500.00
12/13/2024	Coupon	64952WFD0	4,000,000.00	NEW YORK LIFE GLOBAL FUNDING 4.9 06/13/2028		98,000.00	98,000.00
12/16/2024	Coupon	02582JIT8	6,135,000.00	AMXCA 2022-2 A 05/17/2027		17,331.38	17,331.38
12/16/2024	Coupon	02582JKH2	6,540,000.00	AMXCA 2024-1 A 5.23 04/16/2029		28,503.50	28,503.50
12/16/2024	Coupon	05522RDJ4	4,200,000.00	BACCT 2024-1 A 4.93 03/15/2029		17,255.00	17,255.00
12/16/2024	Coupon	161571HT4	8,975,000.00	CHAIT 2023-1 A 5.16 09/15/2028		38,592.50	38,592.50
12/16/2024	Coupon	341081GT8	5,000,000.00	FLORIDA POWER & LIGHT CO 5.15 06/15/2029		137,333.33	137,333.33
12/16/2024	Coupon	362554AC1	523,309.37	GMCAR 2021-4 A3 0.68 09/16/2026		241.02	241.02
12/16/2024	Principal Paydown	362554AC1	523,309.37	GMCAR 2021-4 A3 0.68 09/16/2026	53,883.67		53,883.67
12/16/2024	Coupon	362585AC5	1,046,881.02	GMCAR 2022-2 A3 3.1 02/16/2027		2,253.96	2,253.96
12/16/2024	Principal Paydown	362585AC5	1,046,881.02	GMCAR 2022-2 A3 3.1 02/16/2027	76,855.22		76,855.22
12/16/2024	Coupon	380146AC4	543,266.15	GMCAR 2022-1 A3 1.26 11/16/2026		459.17	459.17
12/16/2024	Principal Paydown	380146AC4	543,266.15	GMCAR 2022-1 A3 1.26 11/16/2026	51,701.22		51,701.22
12/16/2024	Coupon	43815BAC4	1,681,633.30	HAROT 2022-1 A3 1.88 05/15/2026		2,086.85	2,086.85
12/16/2024	Principal Paydown	43815BAC4	1,681,633.30	HAROT 2022-1 A3 1.88 05/15/2026	159,820.45		159,820.45
12/16/2024	Coupon	448977AD0	1,415,068.38	HART 2022-A A3 2.22 10/15/2026		2,090.17	2,090.17
12/16/2024	Principal Paydown	448977AD0	1,415,068.38	HART 2022-A A3 2.22 10/15/2026	131,958.20		131,958.20
12/16/2024	Coupon	44934FAD7	3,225,000.00	HALST 24B A3 5.41 05/17/2027		14,539.38	14,539.38
12/16/2024	Coupon	44935FAD6	824,254.26	HART 2021-C A3 0.74 05/15/2026		332.04	332.04
12/16/2024	Principal Paydown	44935FAD6	824,254.26	HART 2021-C A3 0.74 05/15/2026	138,775.66		138,775.66
12/16/2024	Coupon	47787JAC2	954,918.84	JDOT 2022 A3 0.36 09/15/2026		1,384.15	1,384.15
12/16/2024	Principal Paydown	47787JAC2	954,918.84	JDOT 2022 A3 0.36 09/15/2026	81,044.62		81,044.62
12/16/2024	Coupon	47789QAC4	562,085.62	JDOT 2021-B A3 0.52 03/16/2026		174.99	174.99
12/16/2024	Principal Paydown	47789QAC4	562,085.62	JDOT 2021-B A3 0.52 03/16/2026	61,368.32		61,368.32
12/16/2024	Coupon	47800AAC4	2,296,728.89	JDOT 2022-B A3 3.74 02/16/2027		6,217.16	6,217.16
12/16/2024	Principal Paydown	47800AAC4	2,296,728.89	JDOT 2022-B A3 3.74 02/16/2027	123,218.90		123,218.90

CASH FLOW REPORT



City of Sunnyvale Managed Cons | Account #10622 | As of September 30, 2024

Payment Date	Transaction Type	CUSIP	Quantity	Security Description	Principal Amount	Income	Total Amount
12/16/2024	Coupon	47800BAC2	4,437,981.59	JDOT 2022-C A3 5.09 06/15/2027		17,015.10	17,015.10
12/16/2024	Principal Paydown	47800BAC2	4,437,981.59	JDOT 2022-C A3 5.09 06/15/2027	185,835.70		185,835.70
12/16/2024	Coupon	58770JAD6	2,170,000.00	MBALT 2024-A A3 5.32 01/18/2028		9,621.46	9,621.46
12/16/2024	Coupon	74340XBV2	4,968,000.00	PROLOGIS LP 3.375 12/15/2027		83,835.00	83,835.00
12/16/2024	Coupon	89238FAD5	1,073,593.26	TAOT 2022-B A3 2.93 09/15/2026		2,134.26	2,134.26
12/16/2024	Principal Paydown	89238FAD5	1,073,593.26	TAOT 2022-B A3 2.93 09/15/2026	88,367.96		88,367.96
12/16/2024	Coupon	89238JAC9	565,495.28	TAOT 2021-D A3 0.71 04/15/2026		235.87	235.87
12/16/2024	Principal Paydown	89238JAC9	565,495.28	TAOT 2021-D A3 0.71 04/15/2026	73,251.01		73,251.01
12/16/2024	Coupon	91282CGA3	4,000,000.00	UNITED STATES TREASURY 4.0 12/15/2025		80,000.00	80,000.00
12/16/2024	Coupon	91324PDP4	6,000,000.00	UNITEDHEALTH GROUP INC 3.875 12/15/2028		116,250.00	116,250.00
12/17/2024	Coupon	3135G04Z3	12,900,000.00	FEDERAL NATIONAL MORTGAGE ASSOCIATION 0.5 06/17/2025		32,250.00	32,250.00
12/18/2024	Coupon	437930AC4	2,830,000.00	HONDO-242-A3 5.27 11/20/2028		12,428.42	12,428.42
12/18/2024	Coupon	43815PAC3	998,489.96	HAROT 2022-2 A3 3.73 07/20/2026		2,572.42	2,572.42
12/18/2024	Principal Paydown	43815PAC3	998,489.96	HAROT 2022-2 A3 3.73 07/20/2026	80,190.14		80,190.14
12/18/2024	Coupon	89236TJK2	6,840,000.00	TOYOTA MOTOR CREDIT CORP 1.125 06/18/2026		38,475.00	38,475.00
12/19/2024	Coupon	06051GJD2	6,200,000.00	BANK OF AMERICA CORP 1.319 06/19/2026		40,889.00	40,889.00
12/20/2024	Coupon	36269WAD1	2,980,000.00	GMALT 2024-2 A3 5.39 07/20/2027		13,385.17	13,385.17
12/23/2024	Coupon	43813YAC6	5,175,000.00	HAROT 2024-3 A3 4.57 03/21/2029		19,708.13	19,708.13
12/23/2024	Coupon	43815GAC3	575,724.49	HAROT 2021-4 A3 0.88 01/21/2026		306.19	306.19
12/23/2024	Principal Paydown	43815GAC3	575,724.49	HAROT 2021-4 A3 0.88 01/21/2026	74,645.10		74,645.10
12/25/2024	Coupon	05602RAD3	1,098,520.98	BMWOT 2022-A A3 3.21 08/25/2026		2,353.44	2,353.44
12/25/2024	Principal Paydown	05602RAD3	1,098,520.98	BMWOT 2022-A A3 3.21 08/25/2026	102,061.55		102,061.55
12/25/2024	Coupon	096919AD7	3,700,000.00	BMWOT 2024-A A3 5.18 02/26/2029		15,971.67	15,971.67
12/25/2024	Coupon	3137BRQJ7	6,653,000.00	FHMS K-057 A2 2.57 07/25/2026		14,248.51	14,248.51
12/25/2024	Coupon	3137BSRE5	6,000,000.00	FHMS K-059 A2 3.12 09/25/2026		15,600.00	15,600.00
12/25/2024	Coupon	3137F2LJ3	900,000.00	FHMS K-066 A2 3.117 06/25/2027		2,337.75	2,337.75
12/25/2024	Coupon	3137F4X72	3,500,000.00	FHMS K-075 A2 3.65 02/25/2028		10,645.83	10,645.83
12/25/2024	Coupon	3137FBBX3	15,000,000.00	FHMS K-068 A2 3.244 08/25/2027		40,550.00	40,550.00
12/25/2024	Coupon	3137FBU79	8,968,405.23	FHMS K-069 A2 3.187 09/25/2027		23,740.08	23,740.08
12/25/2024	Principal Paydown	3137FBU79	8,968,405.23	FHMS K-069 A2 3.187 09/25/2027	15,340.73		15,340.73

CASH FLOW REPORT



City of Sunnyvale Managed Cons | Account #10622 | As of September 30, 2024

Payment Date	Transaction Type	CUSIP	Quantity	Security Description	Principal Amount	Income	Total Amount
12/25/2024	Coupon	3137FCJK1	5,321,000.00	FHMS K-070 A2 3.303 11/25/2027		14,646.05	14,646.05
12/25/2024	Coupon	3137FCLD4	3,729,334.00	FHMS K-071 A2 3.286 11/25/2027		10,212.16	10,212.16
12/25/2024	Coupon	3137FEBQ2	1,854,000.00	FHMS K-072 A2 3.444 12/25/2027		5,320.98	5,320.98
12/25/2024	Coupon	3137FETN0	12,200,000.00	FHMS K-073 A2 3.35 01/25/2028		34,058.33	34,058.33
12/25/2024	Coupon	3137FEZU7	2,867,500.00	FHMS K-076 A2 3.9 04/25/2028		9,319.38	9,319.38
12/25/2024	Coupon	3137FKUP9	12,000,000.00	FHMS K-087 A2 3.771 12/25/2028		37,710.00	37,710.00
12/25/2024	Coupon	3137FKZZ2	6,271,000.00	FHMS K-088 A2 3.69 01/25/2029		19,283.33	19,283.33
12/25/2024	Coupon	3137FMTY8	4,000,000.00	FHMS K-094 A2 2.903 06/25/2029		9,676.67	9,676.67
12/25/2024	Coupon	3137FQXJ7	5,000,000.00	FHMS K-737 A2 2.525 10/25/2026		10,520.83	10,520.83
12/25/2024	Coupon	3137H5YC5	1,400,000.00	FHMS K-748 A2 2.26 01/25/2029		2,636.67	2,636.67
12/25/2024	Coupon	3137H9D71	4,600,000.00	FHMS K-750 A2 3.0 09/25/2029		11,500.00	11,500.00
12/25/2024	Coupon	3137HB2L7	5,000,000.00	FHMS K-753 A2 4.4 10/25/2030		18,333.33	18,333.33
12/31/2024	Coupon	91282CEW7	7,000,000.00	UNITED STATES TREASURY 3.25 06/30/2027		113,750.00	113,750.00
12/31/2024	Coupon	91282CGC9	8,000,000.00	UNITED STATES TREASURY 3.875 12/31/2027		155,000.00	155,000.00
12/31/2024	Coupon	91282CJR3	13,000,000.00	UNITED STATES TREASURY 3.75 12/31/2028		243,750.00	243,750.00
12/31/2024	Coupon	91282CKX8	8,000,000.00	UNITED STATES TREASURY 4.25 06/30/2029		170,000.00	170,000.00
December 2024 Total					1,498,318.45	2,678,402.61	4,176,721.06
JANUARY 2025							
01/07/2025	Coupon	3135G0X24	5,785,000.00	FEDERAL NATIONAL MORTGAGE ASSOCIATION 1.625 01/07/2025		47,003.13	47,003.13
01/07/2025	Final Maturity	3135G0X24	5,785,000.00	FEDERAL NATIONAL MORTGAGE ASSOCIATION 1.625 01/07/2025	5,785,000.00		5,785,000.00
01/10/2025	Coupon	66815L2Q1	4,500,000.00	NORTHWESTERN MUTUAL GLOBAL FUNDING 4.71 01/10/2029		105,975.00	105,975.00
01/10/2025	Coupon	69371RS31	2,500,000.00	PACCAR FINANCIAL CORP 4.6 01/10/2028		57,500.00	57,500.00
01/15/2025	Coupon	02582JIT8	6,135,000.00	AMXCA 2022-2 A 05/17/2027		17,331.38	17,331.38
01/15/2025	Coupon	02582JKH2	6,540,000.00	AMXCA 2024-1 A 5.23 04/16/2029		28,503.50	28,503.50
01/15/2025	Coupon	05522RDJ4	4,200,000.00	BACCT 2024-1 A 4.93 03/15/2029		17,255.00	17,255.00
01/15/2025	Coupon	161571HT4	8,975,000.00	CHAIT 2023-1 A 5.16 09/15/2028		38,592.50	38,592.50
01/15/2025	Coupon	43815BAC4	1,681,633.30	HAROT 2022-1 A3 1.88 05/15/2026		1,836.47	1,836.47
01/15/2025	Principal Paydown	43815BAC4	1,681,633.30	HAROT 2022-1 A3 1.88 05/15/2026	155,709.77		155,709.77

CASH FLOW REPORT



City of Sunnyvale Managed Cons | Account #10622 | As of September 30, 2024

Payment Date	Transaction Type	CUSIP	Quantity	Security Description	Principal Amount	Income	Total Amount
01/15/2025	Coupon	448977AD0	1,415,068.38	HART 2022-A A3 2.22 10/15/2026		1,846.05	1,846.05
01/15/2025	Principal Paydown	448977AD0	1,415,068.38	HART 2022-A A3 2.22 10/15/2026	128,779.62		128,779.62
01/15/2025	Coupon	44934FAD7	3,225,000.00	HALST 24B A3 5.41 05/17/2027		14,539.38	14,539.38
01/15/2025	Coupon	44935FAD6	824,254.26	HART 2021-C A3 0.74 05/15/2026		246.46	246.46
01/15/2025	Principal Paydown	44935FAD6	824,254.26	HART 2021-C A3 0.74 05/15/2026	135,371.56		135,371.56
01/15/2025	Coupon	47787JAC2	954,918.84	JDOT 2022 A3 0.36 09/15/2026		1,227.46	1,227.46
01/15/2025	Principal Paydown	47787JAC2	954,918.84	JDOT 2022 A3 0.36 09/15/2026	95,070.63		95,070.63
01/15/2025	Coupon	47789QAC4	562,085.62	JDOT 2021-B A3 0.52 03/16/2026		148.40	148.40
01/15/2025	Principal Paydown	47789QAC4	562,085.62	JDOT 2021-B A3 0.52 03/16/2026	110,739.24		110,739.24
01/15/2025	Coupon	47800AAC4	2,296,728.89	JDOT 2022-B A3 3.74 02/16/2027		5,833.12	5,833.12
01/15/2025	Principal Paydown	47800AAC4	2,296,728.89	JDOT 2022-B A3 3.74 02/16/2027	189,410.03		189,410.03
01/15/2025	Coupon	47800BAC2	4,437,981.59	JDOT 2022-C A3 5.09 06/15/2027		16,226.84	16,226.84
01/15/2025	Principal Paydown	47800BAC2	4,437,981.59	JDOT 2022-C A3 5.09 06/15/2027	291,645.78		291,645.78
01/15/2025	Coupon	58770JAD6	2,170,000.00	MBALT 2024-A A3 5.32 01/18/2028		9,621.46	9,621.46
01/15/2025	Coupon	756109AU8	3,000,000.00	REALTY INCOME CORP 3.65 01/15/2028		54,750.00	54,750.00
01/15/2025	Coupon	87612EBM7	3,845,000.00	TARGET CORP 1.95 01/15/2027		37,488.75	37,488.75
01/15/2025	Coupon	89238FAD5	1,073,593.26	TAOT 2022-B A3 2.93 09/15/2026		1,918.50	1,918.50
01/15/2025	Principal Paydown	89238FAD5	1,073,593.26	TAOT 2022-B A3 2.93 09/15/2026	86,391.01		86,391.01
01/15/2025	Coupon	89238JAC9	565,495.28	TAOT 2021-D A3 0.71 04/15/2026		192.53	192.53
01/15/2025	Principal Paydown	89238JAC9	565,495.28	TAOT 2021-D A3 0.71 04/15/2026	71,268.97		71,268.97
01/15/2025	Coupon	91282CGE5	4,000,000.00	UNITED STATES TREASURY 3.875 01/15/2026		77,500.00	77,500.00
01/16/2025	Coupon	362554AC1	523,309.37	GMCAR 2021-4 A3 0.68 09/16/2026		210.49	210.49
01/16/2025	Principal Paydown	362554AC1	523,309.37	GMCAR 2021-4 A3 0.68 09/16/2026	52,863.58		52,863.58
01/16/2025	Coupon	362585AC5	1,046,881.02	GMCAR 2022-2 A3 3.1 02/16/2027		2,055.41	2,055.41
01/16/2025	Principal Paydown	362585AC5	1,046,881.02	GMCAR 2022-2 A3 3.1 02/16/2027	74,833.77		74,833.77
01/16/2025	Coupon	380146AC4	543,266.15	GMCAR 2022-1 A3 1.26 11/16/2026		404.89	404.89
01/16/2025	Principal Paydown	380146AC4	543,266.15	GMCAR 2022-1 A3 1.26 11/16/2026	50,761.81		50,761.81
01/17/2025	Coupon	57629W5B2	5,200,000.00	MASSMUTUAL GLOBAL FUNDING II 4.85 01/17/2029		126,100.00	126,100.00
01/17/2025	Coupon	713448FX1	7,560,000.00	PEPSICO INC 4.5 07/17/2029		170,100.00	170,100.00
01/20/2025	Coupon	36269WAD1	2,980,000.00	GMALT 2024-2 A3 5.39 07/20/2027		13,385.17	13,385.17
01/20/2025	Coupon	437930AC4	2,830,000.00	HONDO-242-A3 5.27 11/20/2028		12,428.42	12,428.42

CASH FLOW REPORT



City of Sunnyvale Managed Cons | Account #10622 | As of September 30, 2024

Payment Date	Transaction Type	CUSIP	Quantity	Security Description	Principal Amount	Income	Total Amount
01/20/2025	Coupon	43815PAC3	998,489.96	HAROT 2022-2 A3 3.73 07/20/2026		2,323.16	2,323.16
01/20/2025	Principal Paydown	43815PAC3	998,489.96	HAROT 2022-2 A3 3.73 07/20/2026	78,473.87		78,473.87
01/21/2025	Coupon	24422EWR6	4,000,000.00	JOHN DEERE CAPITAL CORP 4.75 01/20/2028		95,000.00	95,000.00
01/21/2025	Coupon	3137EAEU9	8,000,000.00	FEDERAL HOME LOAN MORTGAGE CORP 0.375 07/21/2025		15,000.00	15,000.00
01/21/2025	Coupon	43813YAC6	5,175,000.00	HAROT 2024-3 A3 4.57 03/21/2029		19,708.13	19,708.13
01/21/2025	Coupon	43815GAC3	575,724.49	HAROT 2021-4 A3 0.88 01/21/2026		251.45	251.45
01/21/2025	Principal Paydown	43815GAC3	575,724.49	HAROT 2021-4 A3 0.88 01/21/2026	72,941.12		72,941.12
01/21/2025	Coupon	78016EYV3	5,250,000.00	ROYAL BANK OF CANADA 2.05 01/21/2027		53,812.50	53,812.50
01/23/2025	Coupon	46647PAM8	8,000,000.00	JPMORGAN CHASE & CO 3.509 01/23/2029		140,360.00	140,360.00
01/27/2025	Coupon	05602RAD3	1,098,520.98	BMWOT 2022-A A3 3.21 08/25/2026		2,080.43	2,080.43
01/27/2025	Principal Paydown	05602RAD3	1,098,520.98	BMWOT 2022-A A3 3.21 08/25/2026	99,439.53		99,439.53
01/27/2025	Coupon	096919AD7	3,700,000.00	BMWOT 2024-A A3 5.18 02/26/2029		15,971.67	15,971.67
01/27/2025	Coupon	3137BRQJ7	6,653,000.00	FHMS K-057 A2 2.57 07/25/2026		14,248.51	14,248.51
01/27/2025	Coupon	3137BSRE5	6,000,000.00	FHMS K-059 A2 3.12 09/25/2026		15,600.00	15,600.00
01/27/2025	Coupon	3137F2LJ3	900,000.00	FHMS K-066 A2 3.117 06/25/2027		2,337.75	2,337.75
01/27/2025	Coupon	3137F4X72	3,500,000.00	FHMS K-075 A2 3.65 02/25/2028		10,645.83	10,645.83
01/27/2025	Coupon	3137FBBX3	15,000,000.00	FHMS K-068 A2 3.244 08/25/2027		40,550.00	40,550.00
01/27/2025	Coupon	3137FBU79	8,968,405.23	FHMS K-069 A2 3.187 09/25/2027		23,699.34	23,699.34
01/27/2025	Principal Paydown	3137FBU79	8,968,405.23	FHMS K-069 A2 3.187 09/25/2027	14,410.40		14,410.40
01/27/2025	Coupon	3137FCJK1	5,321,000.00	FHMS K-070 A2 3.303 11/25/2027		14,646.05	14,646.05
01/27/2025	Coupon	3137FLD4	3,729,334.00	FHMS K-071 A2 3.286 11/25/2027		10,212.16	10,212.16
01/27/2025	Coupon	3137FEBQ2	1,854,000.00	FHMS K-072 A2 3.444 12/25/2027		5,320.98	5,320.98
01/27/2025	Coupon	3137FETN0	12,200,000.00	FHMS K-073 A2 3.35 01/25/2028		34,058.33	34,058.33
01/27/2025	Coupon	3137FEZU7	2,867,500.00	FHMS K-076 A2 3.9 04/25/2028		9,319.38	9,319.38
01/27/2025	Coupon	3137FKUP9	12,000,000.00	FHMS K-087 A2 3.771 12/25/2028		37,710.00	37,710.00
01/27/2025	Coupon	3137FKZZ2	6,271,000.00	FHMS K-088 A2 3.69 01/25/2029		19,283.33	19,283.33
01/27/2025	Coupon	3137FMTY8	4,000,000.00	FHMS K-094 A2 2.903 06/25/2029		9,676.67	9,676.67
01/27/2025	Coupon	3137FQXJ7	5,000,000.00	FHMS K-737 A2 2.525 10/25/2026		10,520.83	10,520.83
01/27/2025	Coupon	3137H5YC5	1,400,000.00	FHMS K-748 A2 2.26 01/25/2029		2,636.67	2,636.67
01/27/2025	Coupon	3137H9D71	4,600,000.00	FHMS K-750 A2 3.0 09/25/2029		11,500.00	11,500.00
01/27/2025	Coupon	3137HB2L7	5,000,000.00	FHMS K-753 A2 4.4 10/25/2030		18,333.33	18,333.33

CASH FLOW REPORT



City of Sunnyvale Managed Cons | Account #10622 | As of September 30, 2024

Payment Date	Transaction Type	CUSIP	Quantity	Security Description	Principal Amount	Income	Total Amount
01/29/2025	Coupon	64952WFF5	3,500,000.00	NEW YORK LIFE GLOBAL FUNDING 4.7 01/29/2029		82,250.00	82,250.00
01/31/2025	Coupon	91282CAB7	5,000,000.00	UNITED STATES TREASURY 0.25 07/31/2025		6,250.00	6,250.00
01/31/2025	Coupon	91282CFB2	1,300,000.00	UNITED STATES TREASURY 2.75 07/31/2027		17,875.00	17,875.00
01/31/2025	Coupon	91282CGH8	16,000,000.00	UNITED STATES TREASURY 3.5 01/31/2028		280,000.00	280,000.00
01/31/2025	Coupon	91282CHR5	9,000,000.00	UNITED STATES TREASURY 4.0 07/31/2030		180,000.00	180,000.00
01/31/2025	Coupon	91282CJW2	10,000,000.00	UNITED STATES TREASURY 4.0 01/31/2029		200,000.00	200,000.00
January 2025 Total					7,493,110.68	2,261,401.78	9,754,512.46
FEBRUARY 2025							
02/03/2025	Coupon	742718FV6	10,000,000.00	PROCTER & GAMBLE CO 1.9 02/01/2027		95,000.00	95,000.00
02/10/2025	Coupon	532457CK2	6,200,000.00	ELI LILLY AND CO 4.5 02/09/2029		139,500.00	139,500.00
02/10/2025	Coupon	69371RS64	4,115,000.00	PACCAR FINANCIAL CORP 4.95 08/10/2028		101,846.25	101,846.25
02/12/2025	Coupon	3137EAEP0	15,235,000.00	FEDERAL HOME LOAN MORTGAGE CORP 1.5 02/12/2025		114,262.50	114,262.50
02/12/2025	Final Maturity	3137EAEP0	15,235,000.00	FEDERAL HOME LOAN MORTGAGE CORP 1.5 02/12/2025	15,235,000.00		15,235,000.00
02/17/2025	Coupon	05522RDJ4	4,200,000.00	BACCT 2024-1 A 4.93 03/15/2029		17,255.00	17,255.00
02/17/2025	Coupon	161571HT4	8,975,000.00	CHAIT 2023-1 A 5.16 09/15/2028		38,592.50	38,592.50
02/17/2025	Coupon	362554AC1	523,309.37	GMCAR 2021-4 A3 0.68 09/16/2026		180.53	180.53
02/17/2025	Principal Paydown	362554AC1	523,309.37	GMCAR 2021-4 A3 0.68 09/16/2026	52,106.18		52,106.18
02/17/2025	Coupon	362585AC5	1,046,881.02	GMCAR 2022-2 A3 3.1 02/16/2027		1,862.09	1,862.09
02/17/2025	Principal Paydown	362585AC5	1,046,881.02	GMCAR 2022-2 A3 3.1 02/16/2027	73,407.25		73,407.25
02/17/2025	Coupon	380146AC4	543,266.15	GMCAR 2022-1 A3 1.26 11/16/2026		351.59	351.59
02/17/2025	Principal Paydown	380146AC4	543,266.15	GMCAR 2022-1 A3 1.26 11/16/2026	50,087.13		50,087.13
02/17/2025	Coupon	43815BAC4	1,681,633.30	HAROT 2022-1 A3 1.88 05/15/2026		1,592.52	1,592.52
02/17/2025	Principal Paydown	43815BAC4	1,681,633.30	HAROT 2022-1 A3 1.88 05/15/2026	152,394.49		152,394.49
02/17/2025	Coupon	448977AD0	1,415,068.38	HART 2022-A A3 2.22 10/15/2026		1,607.81	1,607.81
02/17/2025	Principal Paydown	448977AD0	1,415,068.38	HART 2022-A A3 2.22 10/15/2026	126,435.33		126,435.33
02/17/2025	Coupon	44934FAD7	3,225,000.00	HALST 24B A3 5.41 05/17/2027		14,539.38	14,539.38
02/17/2025	Coupon	44935FAD6	824,254.26	HART 2021-C A3 0.74 05/15/2026		162.99	162.99
02/17/2025	Principal Paydown	44935FAD6	824,254.26	HART 2021-C A3 0.74 05/15/2026	132,740.01		132,740.01
02/17/2025	Coupon	47787JAC2	954,918.84	JDOT 2022 A3 0.36 09/15/2026		1,043.66	1,043.66

CASH FLOW REPORT



City of Sunnyvale Managed Cons | Account #10622 | As of September 30, 2024

Payment Date	Transaction Type	CUSIP	Quantity	Security Description	Principal Amount	Income	Total Amount
02/17/2025	Principal Paydown	47787JAC2	954,918.84	JDOT 2022 A3 0.36 09/15/2026	71,917.79		71,917.79
02/17/2025	Coupon	47789QAC4	562,085.62	JDOT 2021-B A3 0.52 03/16/2026		100.41	100.41
02/17/2025	Principal Paydown	47789QAC4	562,085.62	JDOT 2021-B A3 0.52 03/16/2026	98,170.33		98,170.33
02/17/2025	Coupon	47800AAC4	2,296,728.89	JDOT 2022-B A3 3.74 02/16/2027		5,242.80	5,242.80
02/17/2025	Principal Paydown	47800AAC4	2,296,728.89	JDOT 2022-B A3 3.74 02/16/2027	157,587.47		157,587.47
02/17/2025	Coupon	47800BAC2	4,437,981.59	JDOT 2022-C A3 5.09 06/15/2027		14,989.78	14,989.78
02/17/2025	Principal Paydown	47800BAC2	4,437,981.59	JDOT 2022-C A3 5.09 06/15/2027	255,409.48		255,409.48
02/17/2025	Coupon	58770JAD6	2,170,000.00	MBALT 2024-A A3 5.32 01/18/2028		9,621.46	9,621.46
02/17/2025	Coupon	89238FAD5	1,073,593.26	TAOT 2022-B A3 2.93 09/15/2026		1,707.56	1,707.56
02/17/2025	Principal Paydown	89238FAD5	1,073,593.26	TAOT 2022-B A3 2.93 09/15/2026	81,362.81		81,362.81
02/17/2025	Coupon	89238JAC9	565,495.28	TAOT 2021-D A3 0.71 04/15/2026		150.37	150.37
02/17/2025	Principal Paydown	89238JAC9	565,495.28	TAOT 2021-D A3 0.71 04/15/2026	69,875.51		69,875.51
02/18/2025	Coupon	02582JIT8	6,135,000.00	AMXCA 2022-2 A 05/17/2027		17,331.38	17,331.38
02/18/2025	Coupon	02582JKH2	6,540,000.00	AMXCA 2024-1 A 5.23 04/16/2029		28,503.50	28,503.50
02/18/2025	Coupon	171239AL0	8,390,000.00	CHUBB INA HOLDINGS LLC 4.65 08/15/2029		211,323.13	211,323.13
02/18/2025	Coupon	30303M8S4	4,560,000.00	META PLATFORMS INC 4.3 08/15/2029		101,308.00	101,308.00
02/18/2025	Coupon	437930AC4	2,830,000.00	HONDO-242-A3 5.27 11/20/2028		12,428.42	12,428.42
02/18/2025	Coupon	43815PAC3	998,489.96	HAROT 2022-2 A3 3.73 07/20/2026		2,079.23	2,079.23
02/18/2025	Principal Paydown	43815PAC3	998,489.96	HAROT 2022-2 A3 3.73 07/20/2026	76,931.91		76,931.91
02/18/2025	Coupon	756109BG8	3,650,000.00	REALTY INCOME CORP 3.95 08/15/2027		72,087.50	72,087.50
02/20/2025	Coupon	36269WAD1	2,980,000.00	GMALT 2024-2 A3 5.39 07/20/2027		13,385.17	13,385.17
02/21/2025	Coupon	43813YAC6	5,175,000.00	HAROT 2024-3 A3 4.57 03/21/2029		19,708.13	19,708.13
02/21/2025	Coupon	43815GAC3	575,724.49	HAROT 2021-4 A3 0.88 01/21/2026		197.96	197.96
02/21/2025	Principal Paydown	43815GAC3	575,724.49	HAROT 2021-4 A3 0.88 01/21/2026	71,383.55		71,383.55
02/25/2025	Coupon	05602RAD3	1,098,520.98	BMWOT 2022-A A3 3.21 08/25/2026		1,814.43	1,814.43
02/25/2025	Principal Paydown	05602RAD3	1,098,520.98	BMWOT 2022-A A3 3.21 08/25/2026	91,091.03		91,091.03
02/25/2025	Coupon	096919AD7	3,700,000.00	BMWOT 2024-A A3 5.18 02/26/2029		15,971.67	15,971.67
02/25/2025	Coupon	3135G05X7	13,000,000.00	FEDERAL NATIONAL MORTGAGE ASSOCIATION 0.375 08/25/2025		24,375.00	24,375.00
02/25/2025	Coupon	3137BRQJ7	6,653,000.00	FHMS K-057 A2 2.57 07/25/2026		14,248.51	14,248.51
02/25/2025	Coupon	3137BSRE5	6,000,000.00	FHMS K-059 A2 3.12 09/25/2026		15,600.00	15,600.00
02/25/2025	Coupon	3137F2LJ3	900,000.00	FHMS K-066 A2 3.117 06/25/2027		2,337.75	2,337.75

CASH FLOW REPORT



City of Sunnyvale Managed Cons | Account #10622 | As of September 30, 2024

Payment Date	Transaction Type	CUSIP	Quantity	Security Description	Principal Amount	Income	Total Amount
02/25/2025	Coupon	3137F4X72	3,500,000.00	FHMS K-075 A2 3.65 02/25/2028		10,645.83	10,645.83
02/25/2025	Coupon	3137FBBX3	15,000,000.00	FHMS K-068 A2 3.244 08/25/2027		40,550.00	40,550.00
02/25/2025	Coupon	3137FBU79	8,968,405.23	FHMS K-069 A2 3.187 09/25/2027		23,661.06	23,661.06
02/25/2025	Principal Paydown	3137FBU79	8,968,405.23	FHMS K-069 A2 3.187 09/25/2027	14,457.17		14,457.17
02/25/2025	Coupon	3137FCJK1	5,321,000.00	FHMS K-070 A2 3.303 11/25/2027		14,646.05	14,646.05
02/25/2025	Coupon	3137FCLD4	3,729,334.00	FHMS K-071 A2 3.286 11/25/2027		10,212.16	10,212.16
02/25/2025	Coupon	3137FEBQ2	1,854,000.00	FHMS K-072 A2 3.444 12/25/2027		5,320.98	5,320.98
02/25/2025	Coupon	3137FETN0	12,200,000.00	FHMS K-073 A2 3.35 01/25/2028		34,058.33	34,058.33
02/25/2025	Coupon	3137FEZU7	2,867,500.00	FHMS K-076 A2 3.9 04/25/2028		9,319.38	9,319.38
02/25/2025	Coupon	3137FKUP9	12,000,000.00	FHMS K-087 A2 3.771 12/25/2028		37,710.00	37,710.00
02/25/2025	Coupon	3137FKZZ2	6,271,000.00	FHMS K-088 A2 3.69 01/25/2029		19,283.33	19,283.33
02/25/2025	Coupon	3137FMTY8	4,000,000.00	FHMS K-094 A2 2.903 06/25/2029		9,676.67	9,676.67
02/25/2025	Coupon	3137FQXJ7	5,000,000.00	FHMS K-737 A2 2.525 10/25/2026		10,520.83	10,520.83
02/25/2025	Coupon	3137H5YC5	1,400,000.00	FHMS K-748 A2 2.26 01/25/2029		2,636.67	2,636.67
02/25/2025	Coupon	3137H9D71	4,600,000.00	FHMS K-750 A2 3.0 09/25/2029		11,500.00	11,500.00
02/25/2025	Coupon	3137HB2L7	5,000,000.00	FHMS K-753 A2 4.4 10/25/2030		18,333.33	18,333.33
02/26/2025	Coupon	17275RBR2	4,475,000.00	CISCO SYSTEMS INC 4.85 02/26/2029		108,518.75	108,518.75
02/28/2025	Coupon	912828ZC7	11,250,000.00	UNITED STATES TREASURY 1.125 02/28/2025		63,281.25	63,281.25
02/28/2025	Final Maturity	912828ZC7	11,250,000.00	UNITED STATES TREASURY 1.125 02/28/2025	11,250,000.00		11,250,000.00
02/28/2025	Coupon	91282CCW9	3,200,000.00	UNITED STATES TREASURY 0.75 08/31/2026		12,000.00	12,000.00
02/28/2025	Coupon	91282CFH9	16,400,000.00	UNITED STATES TREASURY 3.125 08/31/2027		256,250.00	256,250.00
02/28/2025	Coupon	91282CGP0	12,400,000.00	UNITED STATES TREASURY 4.0 02/29/2028		248,000.00	248,000.00
02/28/2025	Coupon	91282CLK5	16,000,000.00	UNITED STATES TREASURY 3.625 08/31/2029		290,000.00	290,000.00
February 2025							
Total					28,060,357.45	2,348,433.56	30,408,791.02
MARCH 2025							
03/03/2025	Coupon	808513BY0	5,580,000.00	CHARLES SCHWAB CORP 2.45 03/03/2027		68,355.00	68,355.00
03/10/2025	Coupon	3130AWTR1	19,000,000.00	FEDERAL HOME LOAN BANKS 4.375 09/08/2028		415,625.00	415,625.00
03/10/2025	Coupon	89114TZT2	5,000,000.00	TORONTO-DOMINION BANK 2.8 03/10/2027		70,000.00	70,000.00
03/11/2025	Coupon	037833DN7	6,000,000.00	APPLE INC 2.05 09/11/2026		61,500.00	61,500.00

CASH FLOW REPORT



City of Sunnyvale Managed Cons | Account #10622 | As of September 30, 2024

Payment Date	Transaction Type	CUSIP	Quantity	Security Description	Principal Amount	Income	Total Amount
03/12/2025	Coupon	59217GFQ7	6,000,000.00	METROPOLITAN LIFE GLOBAL FUNDING I 5.4 09/12/2028		162,000.00	162,000.00
03/13/2025	Coupon	3130AAUF3	5,430,000.00	FEDERAL HOME LOAN BANKS 2.75 03/13/2026		74,662.50	74,662.50
03/17/2025	Coupon	02582JIT8	6,135,000.00	AMXCA 2022-2 A 05/17/2027		17,331.38	17,331.38
03/17/2025	Coupon	02582JKH2	6,540,000.00	AMXCA 2024-1 A 5.23 04/16/2029		28,503.50	28,503.50
03/17/2025	Coupon	05522RDJ4	4,200,000.00	BACCT 2024-1 A 4.93 03/15/2029		17,255.00	17,255.00
03/17/2025	Coupon	06368FAC3	3,000,000.00	BANK OF MONTREAL 1.25 09/15/2026		18,750.00	18,750.00
03/17/2025	Coupon	084664CZ2	6,400,000.00	BERKSHIRE HATHAWAY FINANCE CORP 2.3 03/15/2027		73,600.00	73,600.00
03/17/2025	Coupon	161571HT4	8,975,000.00	CHAIT 2023-1 A 5.16 09/15/2028		38,592.50	38,592.50
03/17/2025	Coupon	362554AC1	523,309.37	GMCAR 2021-4 A3 0.68 09/16/2026		151.01	151.01
03/17/2025	Principal Paydown	362554AC1	523,309.37	GMCAR 2021-4 A3 0.68 09/16/2026	50,740.72		50,740.72
03/17/2025	Coupon	362585AC5	1,046,881.02	GMCAR 2022-2 A3 3.1 02/16/2027		1,672.46	1,672.46
03/17/2025	Principal Paydown	362585AC5	1,046,881.02	GMCAR 2022-2 A3 3.1 02/16/2027	68,277.86		68,277.86
03/17/2025	Coupon	380146AC4	543,266.15	GMCAR 2022-1 A3 1.26 11/16/2026		298.99	298.99
03/17/2025	Principal Paydown	380146AC4	543,266.15	GMCAR 2022-1 A3 1.26 11/16/2026	48,605.20		48,605.20
03/17/2025	Coupon	43815BAC4	1,681,633.30	HAROT 2022-1 A3 1.88 05/15/2026		1,353.77	1,353.77
03/17/2025	Principal Paydown	43815BAC4	1,681,633.30	HAROT 2022-1 A3 1.88 05/15/2026	147,460.66		147,460.66
03/17/2025	Coupon	448977AD0	1,415,068.38	HART 2022-A A3 2.22 10/15/2026		1,373.90	1,373.90
03/17/2025	Principal Paydown	448977AD0	1,415,068.38	HART 2022-A A3 2.22 10/15/2026	122,296.63		122,296.63
03/17/2025	Coupon	44934FAD7	3,225,000.00	HALST 24B A3 5.41 05/17/2027		14,539.38	14,539.38
03/17/2025	Coupon	44935FAD6	824,254.26	HART 2021-C A3 0.74 05/15/2026		81.13	81.13
03/17/2025	Principal Paydown	44935FAD6	824,254.26	HART 2021-C A3 0.74 05/15/2026	128,489.82		128,489.82
03/17/2025	Coupon	47787JAC2	954,918.84	JDOT 2022 A3 0.36 09/15/2026		904.62	904.62
03/17/2025	Principal Paydown	47787JAC2	954,918.84	JDOT 2022 A3 0.36 09/15/2026	58,756.84		58,756.84
03/17/2025	Coupon	47789QAC4	562,085.62	JDOT 2021-B A3 0.52 03/16/2026		57.87	57.87
03/17/2025	Principal Paydown	47789QAC4	562,085.62	JDOT 2021-B A3 0.52 03/16/2026	82,629.49		82,629.49
03/17/2025	Coupon	47800AAC4	2,296,728.89	JDOT 2022-B A3 3.74 02/16/2027		4,751.65	4,751.65
03/17/2025	Principal Paydown	47800AAC4	2,296,728.89	JDOT 2022-B A3 3.74 02/16/2027	138,642.30		138,642.30
03/17/2025	Coupon	47800BAC2	4,437,981.59	JDOT 2022-C A3 5.09 06/15/2027		13,906.42	13,906.42
03/17/2025	Principal Paydown	47800BAC2	4,437,981.59	JDOT 2022-C A3 5.09 06/15/2027	233,481.69		233,481.69
03/17/2025	Coupon	58770JAD6	2,170,000.00	MBALT 2024-A A3 5.32 01/18/2028		9,621.46	9,621.46

CASH FLOW REPORT



City of Sunnyvale Managed Cons | Account #10622 | As of September 30, 2024

Payment Date	Transaction Type	CUSIP	Quantity	Security Description	Principal Amount	Income	Total Amount
03/17/2025	Coupon	880591EZ1	4,769,000.00	TENNESSEE VALLEY AUTHORITY 3.875 03/15/2028		92,399.38	92,399.38
03/17/2025	Coupon	89238FAD5	1,073,593.26	TAOT 2022-B A3 2.93 09/15/2026		1,508.90	1,508.90
03/17/2025	Principal Paydown	89238FAD5	1,073,593.26	TAOT 2022-B A3 2.93 09/15/2026	77,062.31		77,062.31
03/17/2025	Coupon	89238JAC9	565,495.28	TAOT 2021-D A3 0.71 04/15/2026		109.02	109.02
03/17/2025	Principal Paydown	89238JAC9	565,495.28	TAOT 2021-D A3 0.71 04/15/2026	67,734.20		67,734.20
03/17/2025	Coupon	91282CED9	6,000,000.00	UNITED STATES TREASURY 1.75 03/15/2025		52,500.00	52,500.00
03/17/2025	Final Maturity	91282CED9	6,000,000.00	UNITED STATES TREASURY 1.75 03/15/2025	6,000,000.00		6,000,000.00
03/17/2025	Coupon	931142ER0	1,610,000.00	WALMART INC 1.05 09/17/2026		8,452.50	8,452.50
03/18/2025	Coupon	437930AC4	2,830,000.00	HONDO-242-A3 5.27 11/20/2028		12,428.42	12,428.42
03/18/2025	Coupon	43815PAC3	998,489.96	HAROT 2022-2 A3 3.73 07/20/2026		1,840.10	1,840.10
03/18/2025	Principal Paydown	43815PAC3	998,489.96	HAROT 2022-2 A3 3.73 07/20/2026	74,459.00		74,459.00
03/20/2025	Coupon	36269WAD1	2,980,000.00	GMALT 2024-2 A3 5.39 07/20/2027		13,385.17	13,385.17
03/21/2025	Coupon	43813YAC6	5,175,000.00	HAROT 2024-3 A3 4.57 03/21/2029		19,708.13	19,708.13
03/21/2025	Coupon	43815GAC3	575,724.49	HAROT 2021-4 A3 0.88 01/21/2026		145.61	145.61
03/21/2025	Principal Paydown	43815GAC3	575,724.49	HAROT 2021-4 A3 0.88 01/21/2026	69,198.56		69,198.56
03/24/2025	Coupon	3137EAEX3	13,000,000.00	FEDERAL HOME LOAN MORTGAGE CORP 0.375 09/23/2025		24,375.00	24,375.00
03/25/2025	Coupon	05602RAD3	1,098,520.98	BMWOT 2022-A A3 3.21 08/25/2026		1,570.76	1,570.76
03/25/2025	Principal Paydown	05602RAD3	1,098,520.98	BMWOT 2022-A A3 3.21 08/25/2026	88,189.19		88,189.19
03/25/2025	Coupon	096919AD7	3,700,000.00	BMWOT 2024-A A3 5.18 02/26/2029		15,971.67	15,971.67
03/25/2025	Coupon	3137BRQJ7	6,653,000.00	FHMS K-057 A2 2.57 07/25/2026		14,248.51	14,248.51
03/25/2025	Coupon	3137BSRE5	6,000,000.00	FHMS K-059 A2 3.12 09/25/2026		15,600.00	15,600.00
03/25/2025	Coupon	3137F2LJ3	900,000.00	FHMS K-066 A2 3.117 06/25/2027		2,337.75	2,337.75
03/25/2025	Coupon	3137F4X72	3,500,000.00	FHMS K-075 A2 3.65 02/25/2028		10,645.83	10,645.83
03/25/2025	Coupon	3137FBBX3	15,000,000.00	FHMS K-068 A2 3.244 08/25/2027		40,550.00	40,550.00
03/25/2025	Coupon	3137FBU79	8,968,405.23	FHMS K-069 A2 3.187 09/25/2027		23,622.67	23,622.67
03/25/2025	Principal Paydown	3137FBU79	8,968,405.23	FHMS K-069 A2 3.187 09/25/2027	17,428.99		17,428.99
03/25/2025	Coupon	3137FCJK1	5,321,000.00	FHMS K-070 A2 3.303 11/25/2027		14,646.05	14,646.05
03/25/2025	Coupon	3137FCLD4	3,729,334.00	FHMS K-071 A2 3.286 11/25/2027		10,212.16	10,212.16
03/25/2025	Coupon	3137FEBQ2	1,854,000.00	FHMS K-072 A2 3.444 12/25/2027		5,320.98	5,320.98
03/25/2025	Coupon	3137FETN0	12,200,000.00	FHMS K-073 A2 3.35 01/25/2028		34,058.33	34,058.33

CASH FLOW REPORT



City of Sunnyvale Managed Cons | Account #10622 | As of September 30, 2024

Payment Date	Transaction Type	CUSIP	Quantity	Security Description	Principal Amount	Income	Total Amount
03/25/2025	Coupon	3137FEZU7	2,867,500.00	FHMS K-076 A2 3.9 04/25/2028		9,319.38	9,319.38
03/25/2025	Coupon	3137FKUP9	12,000,000.00	FHMS K-087 A2 3.771 12/25/2028		37,710.00	37,710.00
03/25/2025	Coupon	3137FKZZ2	6,271,000.00	FHMS K-088 A2 3.69 01/25/2029		19,283.33	19,283.33
03/25/2025	Coupon	3137FMTY8	4,000,000.00	FHMS K-094 A2 2.903 06/25/2029		9,676.67	9,676.67
03/25/2025	Coupon	3137FQXJ7	5,000,000.00	FHMS K-737 A2 2.525 10/25/2026		10,520.83	10,520.83
03/25/2025	Coupon	3137H5YC5	1,400,000.00	FHMS K-748 A2 2.26 01/25/2029		2,636.67	2,636.67
03/25/2025	Coupon	3137H9D71	4,600,000.00	FHMS K-750 A2 3.0 09/25/2029		11,500.00	11,500.00
03/25/2025	Coupon	3137HB2L7	5,000,000.00	FHMS K-753 A2 4.4 10/25/2030		18,333.33	18,333.33
03/26/2025	Coupon	40139LBJ1	5,955,000.00	GUARDIAN LIFE GLOBAL FUNDING 4.179 09/26/2029		124,429.73	124,429.73
03/26/2025	Coupon	69371RT48	3,000,000.00	PACCAR FINANCIAL CORP 4.0 09/26/2029		60,000.00	60,000.00
03/31/2025	Coupon	91282CCZ2	19,350,000.00	UNITED STATES TREASURY 0.875 09/30/2026		84,656.25	84,656.25
03/31/2025	Coupon	91282CFM8	12,150,000.00	UNITED STATES TREASURY 4.125 09/30/2027		250,593.75	250,593.75
03/31/2025	Coupon	91282CJA0	14,000,000.00	UNITED STATES TREASURY 4.625 09/30/2028		323,750.00	323,750.00
03/31/2025	Coupon	91282CKG5	12,000,000.00	UNITED STATES TREASURY 4.125 03/31/2029		247,500.00	247,500.00
March 2025 Total					7,473,453.45	2,720,434.38	10,193,887.83
APRIL 2025							
04/01/2025	Coupon	74340XBK6	5,000,000.00	PROLOGIS LP 3.25 10/01/2026		81,250.00	81,250.00
04/07/2025	Coupon	89115A2Y7	4,975,000.00	TORONTO-DOMINION BANK 4.994 04/05/2029		124,225.75	124,225.75
04/08/2025	Coupon	3135G05Y5	8,000,000.00	FEDERAL NATIONAL MORTGAGE ASSOCIATION 0.75 10/08/2027		30,000.00	30,000.00
04/14/2025	Coupon	58989V2H6	3,685,000.00	MET TOWER GLOBAL FUNDING 5.25 04/12/2029		96,731.25	96,731.25
04/15/2025	Coupon	02582JIT8	6,135,000.00	AMXCA 2022-2 A 05/17/2027		17,331.38	17,331.38
04/15/2025	Coupon	02582JKH2	6,540,000.00	AMXCA 2024-1 A 5.23 04/16/2029		28,503.50	28,503.50
04/15/2025	Coupon	05522RDJ4	4,200,000.00	BACCT 2024-1 A 4.93 03/15/2029		17,255.00	17,255.00
04/15/2025	Coupon	161571HT4	8,975,000.00	CHAIT 2023-1 A 5.16 09/15/2028		38,592.50	38,592.50
04/15/2025	Coupon	43815BAC4	1,681,633.30	HAROT 2022-1 A3 1.88 05/15/2026		1,122.75	1,122.75
04/15/2025	Principal Paydown	43815BAC4	1,681,633.30	HAROT 2022-1 A3 1.88 05/15/2026	149,133.81		149,133.81
04/15/2025	Coupon	448977AD0	1,415,068.38	HART 2022-A A3 2.22 10/15/2026		1,147.65	1,147.65
04/15/2025	Principal Paydown	448977AD0	1,415,068.38	HART 2022-A A3 2.22 10/15/2026	125,520.01		125,520.01
04/15/2025	Coupon	44934FAD7	3,225,000.00	HALST 24B A3 5.41 05/17/2027		14,539.38	14,539.38

CASH FLOW REPORT



City of Sunnyvale Managed Cons | Account #10622 | As of September 30, 2024

Payment Date	Transaction Type	CUSIP	Quantity	Security Description	Principal Amount	Income	Total Amount
04/15/2025	Coupon	44935FAD6	824,254.26	HART 2021-C A3 0.74 05/15/2026		1.89	1.89
04/15/2025	Effective Maturity	44935FAD6	824,254.26	HART 2021-C A3 0.74 05/15/2026	3,070.11		3,070.11
04/15/2025	Coupon	47787JAC2	954,918.84	JDOT 2022 A3 0.36 09/15/2026		791.02	791.02
04/15/2025	Principal Paydown	47787JAC2	954,918.84	JDOT 2022 A3 0.36 09/15/2026	74,716.47		74,716.47
04/15/2025	Coupon	47789QAC4	562,085.62	JDOT 2021-B A3 0.52 03/16/2026		22.07	22.07
04/15/2025	Effective Maturity	47789QAC4	562,085.62	JDOT 2021-B A3 0.52 03/16/2026	50,923.84		50,923.84
04/15/2025	Coupon	47800AAC4	2,296,728.89	JDOT 2022-B A3 3.74 02/16/2027		4,319.55	4,319.55
04/15/2025	Principal Paydown	47800AAC4	2,296,728.89	JDOT 2022-B A3 3.74 02/16/2027	185,483.18		185,483.18
04/15/2025	Coupon	47800BAC2	4,437,981.59	JDOT 2022-C A3 5.09 06/15/2027		12,916.07	12,916.07
04/15/2025	Principal Paydown	47800BAC2	4,437,981.59	JDOT 2022-C A3 5.09 06/15/2027	278,338.21		278,338.21
04/15/2025	Coupon	58770JAD6	2,170,000.00	MBALT 2024-A A3 5.32 01/18/2028		9,621.46	9,621.46
04/15/2025	Coupon	89238FAD5	1,073,593.26	TAOT 2022-B A3 2.93 09/15/2026		1,320.74	1,320.74
04/15/2025	Principal Paydown	89238FAD5	1,073,593.26	TAOT 2022-B A3 2.93 09/15/2026	79,175.49		79,175.49
04/15/2025	Coupon	89238JAC9	565,495.28	TAOT 2021-D A3 0.71 04/15/2026		68.95	68.95
04/15/2025	Principal Paydown	89238JAC9	565,495.28	TAOT 2021-D A3 0.71 04/15/2026	68,631.50		68,631.50
04/16/2025	Coupon	362554AC1	523,309.37	GMCAR 2021-4 A3 0.68 09/16/2026		122.25	122.25
04/16/2025	Principal Paydown	362554AC1	523,309.37	GMCAR 2021-4 A3 0.68 09/16/2026	52,177.18		52,177.18
04/16/2025	Coupon	362585AC5	1,046,881.02	GMCAR 2022-2 A3 3.1 02/16/2027		1,496.07	1,496.07
04/16/2025	Principal Paydown	362585AC5	1,046,881.02	GMCAR 2022-2 A3 3.1 02/16/2027	70,164.90		70,164.90
04/16/2025	Coupon	380146AC4	543,266.15	GMCAR 2022-1 A3 1.26 11/16/2026		247.96	247.96
04/16/2025	Principal Paydown	380146AC4	543,266.15	GMCAR 2022-1 A3 1.26 11/16/2026	50,225.29		50,225.29
04/18/2025	Coupon	437930AC4	2,830,000.00	HONDO-242-A3 5.27 11/20/2028		12,428.42	12,428.42
04/18/2025	Coupon	43815PAC3	998,489.96	HAROT 2022-2 A3 3.73 07/20/2026		1,608.66	1,608.66
04/18/2025	Principal Paydown	43815PAC3	998,489.96	HAROT 2022-2 A3 3.73 07/20/2026	75,691.73		75,691.73
04/21/2025	Coupon	36269WAD1	2,980,000.00	GMALT 2024-2 A3 5.39 07/20/2027		13,385.17	13,385.17
04/21/2025	Coupon	43813YAC6	5,175,000.00	HAROT 2024-3 A3 4.57 03/21/2029		19,708.13	19,708.13
04/21/2025	Coupon	43815GAC3	575,724.49	HAROT 2021-4 A3 0.88 01/21/2026		94.87	94.87
04/21/2025	Principal Paydown	43815GAC3	575,724.49	HAROT 2021-4 A3 0.88 01/21/2026	69,470.03		69,470.03
04/21/2025	Coupon	4581X0DV7	13,155,000.00	INTER-AMERICAN DEVELOPMENT BANK 0.875 04/20/2026		57,553.13	57,553.13
04/22/2025	Coupon	46647PBK1	1,999,000.00	JPMORGAN CHASE & CO 2.083 04/22/2026		20,819.59	20,819.59
04/22/2025	Effective Maturity	46647PBK1	1,999,000.00	JPMORGAN CHASE & CO 2.083 04/22/2026	1,999,000.00		1,999,000.00

CASH FLOW REPORT



City of Sunnyvale Managed Cons | Account #10622 | As of September 30, 2024

Payment Date	Transaction Type	CUSIP	Quantity	Security Description	Principal Amount	Income	Total Amount
04/25/2025	Coupon	05602RAD3	1,098,520.98	BMWOT 2022-A A3 3.21 08/25/2026		1,334.85	1,334.85
04/25/2025	Principal Paydown	05602RAD3	1,098,520.98	BMWOT 2022-A A3 3.21 08/25/2026	90,093.61		90,093.61
04/25/2025	Coupon	096919AD7	3,700,000.00	BMWOT 2024-A A3 5.18 02/26/2029		15,971.67	15,971.67
04/25/2025	Coupon	3137BRQJ7	6,653,000.00	FHMS K-057 A2 2.57 07/25/2026		14,248.51	14,248.51
04/25/2025	Principal Paydown	3137BRQJ7	6,653,000.00	FHMS K-057 A2 2.57 07/25/2026	7,903.30		7,903.30
04/25/2025	Coupon	3137BSRE5	6,000,000.00	FHMS K-059 A2 3.12 09/25/2026		15,600.00	15,600.00
04/25/2025	Coupon	3137F2LJ3	900,000.00	FHMS K-066 A2 3.117 06/25/2027		2,337.75	2,337.75
04/25/2025	Coupon	3137F4X72	3,500,000.00	FHMS K-075 A2 3.65 02/25/2028		10,645.83	10,645.83
04/25/2025	Coupon	3137FBBX3	15,000,000.00	FHMS K-068 A2 3.244 08/25/2027		40,550.00	40,550.00
04/25/2025	Coupon	3137FBU79	8,968,405.23	FHMS K-069 A2 3.187 09/25/2027		23,576.38	23,576.38
04/25/2025	Principal Paydown	3137FBU79	8,968,405.23	FHMS K-069 A2 3.187 09/25/2027	14,561.20		14,561.20
04/25/2025	Coupon	3137FCJK1	5,321,000.00	FHMS K-070 A2 3.303 11/25/2027		14,646.05	14,646.05
04/25/2025	Coupon	3137FCLD4	3,729,334.00	FHMS K-071 A2 3.286 11/25/2027		10,212.16	10,212.16
04/25/2025	Coupon	3137FEBQ2	1,854,000.00	FHMS K-072 A2 3.444 12/25/2027		5,320.98	5,320.98
04/25/2025	Coupon	3137FETN0	12,200,000.00	FHMS K-073 A2 3.35 01/25/2028		34,058.33	34,058.33
04/25/2025	Coupon	3137FEZU7	2,867,500.00	FHMS K-076 A2 3.9 04/25/2028		9,319.38	9,319.38
04/25/2025	Coupon	3137FKUP9	12,000,000.00	FHMS K-087 A2 3.771 12/25/2028		37,710.00	37,710.00
04/25/2025	Coupon	3137FKZZ2	6,271,000.00	FHMS K-088 A2 3.69 01/25/2029		19,283.33	19,283.33
04/25/2025	Coupon	3137FMTY8	4,000,000.00	FHMS K-094 A2 2.903 06/25/2029		9,676.67	9,676.67
04/25/2025	Coupon	3137FQXJ7	5,000,000.00	FHMS K-737 A2 2.525 10/25/2026		10,520.83	10,520.83
04/25/2025	Coupon	3137H5YC5	1,400,000.00	FHMS K-748 A2 2.26 01/25/2029		2,636.67	2,636.67
04/25/2025	Coupon	3137H9D71	4,600,000.00	FHMS K-750 A2 3.0 09/25/2029		11,500.00	11,500.00
04/25/2025	Coupon	3137HB2L7	5,000,000.00	FHMS K-753 A2 4.4 10/25/2030		18,333.33	18,333.33
04/28/2025	Coupon	459058JL8	5,915,000.00	INTERNATIONAL BANK FOR RECONSTRUCTION AND DEVELOPM 0.5 10/28/2025		14,787.50	14,787.50
04/30/2025	Coupon	91282CAT8	12,500,000.00	UNITED STATES TREASURY 0.25 10/31/2025		15,625.00	15,625.00
04/30/2025	Coupon	91282CDG3	6,420,000.00	UNITED STATES TREASURY 1.125 10/31/2026		36,112.50	36,112.50
04/30/2025	Coupon	91282CHA2	7,500,000.00	UNITED STATES TREASURY 3.5 04/30/2028		131,250.00	131,250.00
04/30/2025	Coupon	91282CJG7	7,000,000.00	UNITED STATES TREASURY 4.875 10/31/2030		170,625.00	170,625.00
04/30/2025	Coupon	91282CKP5	19,000,000.00	UNITED STATES TREASURY 4.625 04/30/2029		439,375.00	439,375.00
April 2025 Total					3,444,279.86	1,722,482.84	5,166,762.70
MAY 2025							

CASH FLOW REPORT



City of Sunnyvale Managed Cons | Account #10622 | As of September 30, 2024

Payment Date	Transaction Type	CUSIP	Quantity	Security Description	Principal Amount	Income	Total Amount
05/01/2025	Coupon	06367WB85	5,683,000.00	BANK OF MONTREAL 1.85 05/01/2025		52,567.75	52,567.75
05/01/2025	Final Maturity	06367WB85	5,683,000.00	BANK OF MONTREAL 1.85 05/01/2025	5,683,000.00		5,683,000.00
05/07/2025	Coupon	3135G06G3	12,900,000.00	FEDERAL NATIONAL MORTGAGE ASSOCIATION 0.5 11/07/2025		32,250.00	32,250.00
05/12/2025	Coupon	023135BX3	9,990,000.00	AMAZON.COM INC 1.0 05/12/2026		49,950.00	49,950.00
05/12/2025	Coupon	037833ET3	3,960,000.00	APPLE INC 4.0 05/10/2028		79,200.00	79,200.00
05/12/2025	Coupon	665859AW4	2,975,000.00	NORTHERN TRUST CORP 4.0 05/10/2027		59,500.00	59,500.00
05/15/2025	Coupon	02582JIT8	6,135,000.00	AMXCA 2022-2 A 05/17/2027		17,331.38	17,331.38
05/15/2025	Final Maturity	02582JIT8	6,135,000.00	AMXCA 2022-2 A 05/17/2027	6,135,000.00		6,135,000.00
05/15/2025	Coupon	02582JKH2	6,540,000.00	AMXCA 2024-1 A 5.23 04/16/2029		28,503.50	28,503.50
05/15/2025	Coupon	05522RDJ4	4,200,000.00	BACCT 2024-1 A 4.93 03/15/2029		17,255.00	17,255.00
05/15/2025	Coupon	161571HT4	8,975,000.00	CHAIT 2023-1 A 5.16 09/15/2028		38,592.50	38,592.50
05/15/2025	Coupon	43815BAC4	1,681,633.30	HAROT 2022-1 A3 1.88 05/15/2026		889.11	889.11
05/15/2025	Principal Paydown	43815BAC4	1,681,633.30	HAROT 2022-1 A3 1.88 05/15/2026	143,395.19		143,395.19
05/15/2025	Coupon	448977AD0	1,415,068.38	HART 2022-A A3 2.22 10/15/2026		915.44	915.44
05/15/2025	Principal Paydown	448977AD0	1,415,068.38	HART 2022-A A3 2.22 10/15/2026	120,533.83		120,533.83
05/15/2025	Coupon	44934FAD7	3,225,000.00	HALST 24B A3 5.41 05/17/2027		14,539.38	14,539.38
05/15/2025	Coupon	47787JAC2	954,918.84	JDOT 2022 A3 0.36 09/15/2026		646.57	646.57
05/15/2025	Principal Paydown	47787JAC2	954,918.84	JDOT 2022 A3 0.36 09/15/2026	68,578.17		68,578.17
05/15/2025	Coupon	47800AAC4	2,296,728.89	JDOT 2022-B A3 3.74 02/16/2027		3,741.46	3,741.46
05/15/2025	Principal Paydown	47800AAC4	2,296,728.89	JDOT 2022-B A3 3.74 02/16/2027	163,737.28		163,737.28
05/15/2025	Coupon	47800BAC2	4,437,981.59	JDOT 2022-C A3 5.09 06/15/2027		11,735.45	11,735.45
05/15/2025	Principal Paydown	47800BAC2	4,437,981.59	JDOT 2022-C A3 5.09 06/15/2027	243,947.84		243,947.84
05/15/2025	Coupon	58770JAD6	2,170,000.00	MBALT 2024-A A3 5.32 01/18/2028		9,621.46	9,621.46
05/15/2025	Coupon	89238FAD5	1,073,593.26	TAOT 2022-B A3 2.93 09/15/2026		1,127.42	1,127.42
05/15/2025	Principal Paydown	89238FAD5	1,073,593.26	TAOT 2022-B A3 2.93 09/15/2026	76,478.25		76,478.25
05/15/2025	Coupon	89238JAC9	565,495.28	TAOT 2021-D A3 0.71 04/15/2026		28.34	28.34
05/15/2025	Effective Maturity	89238JAC9	565,495.28	TAOT 2021-D A3 0.71 04/15/2026	47,898.55		47,898.55
05/15/2025	Coupon	91324PEC2	1,660,000.00	UNITEDHEALTH GROUP INC 1.15 05/15/2026		9,545.00	9,545.00
05/15/2025	Coupon	91324PEG3	3,020,000.00	UNITEDHEALTH GROUP INC 3.7 05/15/2027		55,870.00	55,870.00
05/16/2025	Coupon	362554AC1	523,309.37	GMCAR 2021-4 A3 0.68 09/16/2026		92.69	92.69
05/16/2025	Principal Paydown	362554AC1	523,309.37	GMCAR 2021-4 A3 0.68 09/16/2026	50,461.44		50,461.44

CASH FLOW REPORT



City of Sunnyvale Managed Cons | Account #10622 | As of September 30, 2024

Payment Date	Transaction Type	CUSIP	Quantity	Security Description	Principal Amount	Income	Total Amount
05/16/2025	Coupon	362585AC5	1,046,881.02	GMCAR 2022-2 A3 3.1 02/16/2027		1,314.81	1,314.81
05/16/2025	Principal Paydown	362585AC5	1,046,881.02	GMCAR 2022-2 A3 3.1 02/16/2027	67,084.20		67,084.20
05/16/2025	Coupon	380146AC4	543,266.15	GMCAR 2022-1 A3 1.26 11/16/2026		195.22	195.22
05/16/2025	Principal Paydown	380146AC4	543,266.15	GMCAR 2022-1 A3 1.26 11/16/2026	48,344.18		48,344.18
05/19/2025	Coupon	22160KAM7	5,300,000.00	COSTCO WHOLESALE CORP 3.0 05/18/2027		79,500.00	79,500.00
05/19/2025	Coupon	437930AC4	2,830,000.00	HONDO-242-A3 5.27 11/20/2028		12,428.42	12,428.42
05/19/2025	Coupon	43815PAC3	998,489.96	HAROT 2022-2 A3 3.73 07/20/2026		1,373.39	1,373.39
05/19/2025	Principal Paydown	43815PAC3	998,489.96	HAROT 2022-2 A3 3.73 07/20/2026	72,724.84		72,724.84
05/19/2025	Coupon	58933YBH7	4,805,000.00	MERCK & CO INC 4.05 05/17/2028		97,301.25	97,301.25
05/20/2025	Coupon	36269WAD1	2,980,000.00	GMALT 2024-2 A3 5.39 07/20/2027		13,385.17	13,385.17
05/21/2025	Coupon	43813YAC6	5,175,000.00	HAROT 2024-3 A3 4.57 03/21/2029		19,708.13	19,708.13
05/21/2025	Coupon	43815GAC3	575,724.49	HAROT 2021-4 A3 0.88 01/21/2026		43.92	43.92
05/21/2025	Effective Maturity	43815GAC3	575,724.49	HAROT 2021-4 A3 0.88 01/21/2026	59,891.65		59,891.65
05/26/2025	Coupon	05602RAD3	1,098,520.98	BMWOT 2022-A A3 3.21 08/25/2026		1,093.85	1,093.85
05/26/2025	Principal Paydown	05602RAD3	1,098,520.98	BMWOT 2022-A A3 3.21 08/25/2026	83,855.04		83,855.04
05/26/2025	Coupon	096919AD7	3,700,000.00	BMWOT 2024-A A3 5.18 02/26/2029		15,971.67	15,971.67
05/26/2025	Coupon	3137BRQJ7	6,653,000.00	FHMS K-057 A2 2.57 07/25/2026		14,231.58	14,231.58
05/26/2025	Principal Paydown	3137BRQJ7	6,653,000.00	FHMS K-057 A2 2.57 07/25/2026	12,255.86		12,255.86
05/26/2025	Coupon	3137BSRE5	6,000,000.00	FHMS K-059 A2 3.12 09/25/2026		15,600.00	15,600.00
05/26/2025	Coupon	3137F2LJ3	900,000.00	FHMS K-066 A2 3.117 06/25/2027		2,337.75	2,337.75
05/26/2025	Coupon	3137F4X72	3,500,000.00	FHMS K-075 A2 3.65 02/25/2028		10,645.83	10,645.83
05/26/2025	Coupon	3137FBBX3	15,000,000.00	FHMS K-068 A2 3.244 08/25/2027		40,550.00	40,550.00
05/26/2025	Coupon	3137FBU79	8,968,405.23	FHMS K-069 A2 3.187 09/25/2027		23,537.71	23,537.71
05/26/2025	Principal Paydown	3137FBU79	8,968,405.23	FHMS K-069 A2 3.187 09/25/2027	15,579.56		15,579.56
05/26/2025	Coupon	3137FCJK1	5,321,000.00	FHMS K-070 A2 3.303 11/25/2027		14,646.05	14,646.05
05/26/2025	Coupon	3137FCLD4	3,729,334.00	FHMS K-071 A2 3.286 11/25/2027		10,212.16	10,212.16
05/26/2025	Coupon	3137FEBQ2	1,854,000.00	FHMS K-072 A2 3.444 12/25/2027		5,320.98	5,320.98
05/26/2025	Coupon	3137FETN0	12,200,000.00	FHMS K-073 A2 3.35 01/25/2028		34,058.33	34,058.33
05/26/2025	Coupon	3137FEZU7	2,867,500.00	FHMS K-076 A2 3.9 04/25/2028		9,319.38	9,319.38
05/26/2025	Coupon	3137FKUP9	12,000,000.00	FHMS K-087 A2 3.771 12/25/2028		37,710.00	37,710.00
05/26/2025	Coupon	3137FKZZ2	6,271,000.00	FHMS K-088 A2 3.69 01/25/2029		19,283.33	19,283.33
05/26/2025	Coupon	3137FMTY8	4,000,000.00	FHMS K-094 A2 2.903 06/25/2029		9,676.67	9,676.67

CASH FLOW REPORT



City of Sunnyvale Managed Cons | Account #10622 | As of September 30, 2024

Payment Date	Transaction Type	CUSIP	Quantity	Security Description	Principal Amount	Income	Total Amount
05/26/2025	Coupon	3137FQXJ7	5,000,000.00	FHMS K-737 A2 2.525 10/25/2026		10,520.83	10,520.83
05/26/2025	Coupon	3137H5YC5	1,400,000.00	FHMS K-748 A2 2.26 01/25/2029		2,636.67	2,636.67
05/26/2025	Coupon	3137H9D71	4,600,000.00	FHMS K-750 A2 3.0 09/25/2029		11,500.00	11,500.00
05/26/2025	Coupon	3137HB2L7	5,000,000.00	FHMS K-753 A2 4.4 10/25/2030		18,333.33	18,333.33
May 2025 Total					13,092,765.90	1,016,338.85	14,109,104.75
JUNE 2025							
06/02/2025	Coupon	91282CFZ9	8,000,000.00	UNITED STATES TREASURY 3.875 11/30/2027		155,000.00	155,000.00
06/02/2025	Coupon	91282CHE4	12,000,000.00	UNITED STATES TREASURY 3.625 05/31/2028		217,500.00	217,500.00
06/09/2025	Coupon	3133EPME2	10,000,000.00	FEDERAL FARM CREDIT BANKS FUNDING CORP 3.875 06/08/2028		193,750.00	193,750.00
06/09/2025	Coupon	89115A2C5	1,800,000.00	TORONTO-DOMINION BANK 4.108 06/08/2027		36,972.00	36,972.00
06/11/2025	Coupon	24422EXT1	5,180,000.00	JOHN DEERE CAPITAL CORP 4.85 06/11/2029		125,615.00	125,615.00
06/12/2025	Coupon	66815L2M0	5,000,000.00	NORTHWESTERN MUTUAL GLOBAL FUNDING 4.9 06/12/2028		122,500.00	122,500.00
06/13/2025	Coupon	64952WFD0	4,000,000.00	NEW YORK LIFE GLOBAL FUNDING 4.9 06/13/2028		98,000.00	98,000.00
06/16/2025	Coupon	02582JKH2	6,540,000.00	AMXCA 2024-1 A 5.23 04/16/2029		28,503.50	28,503.50
06/16/2025	Coupon	05522RDJ4	4,200,000.00	BACCT 2024-1 A 4.93 03/15/2029		17,255.00	17,255.00
06/16/2025	Coupon	161571HT4	8,975,000.00	CHAIT 2023-1 A 5.16 09/15/2028		38,592.50	38,592.50
06/16/2025	Coupon	341081GT8	5,000,000.00	FLORIDA POWER & LIGHT CO 5.15 06/15/2029		128,750.00	128,750.00
06/16/2025	Coupon	362554AC1	523,309.37	GMCAR 2021-4 A3 0.68 09/16/2026		64.09	64.09
06/16/2025	Principal Paydown	362554AC1	523,309.37	GMCAR 2021-4 A3 0.68 09/16/2026	48,261.54		48,261.54
06/16/2025	Coupon	362585AC5	1,046,881.02	GMCAR 2022-2 A3 3.1 02/16/2027		1,141.51	1,141.51
06/16/2025	Principal Paydown	362585AC5	1,046,881.02	GMCAR 2022-2 A3 3.1 02/16/2027	65,695.09		65,695.09
06/16/2025	Coupon	380146AC4	543,266.15	GMCAR 2022-1 A3 1.26 11/16/2026		144.46	144.46
06/16/2025	Principal Paydown	380146AC4	543,266.15	GMCAR 2022-1 A3 1.26 11/16/2026	47,489.44		47,489.44
06/16/2025	Coupon	43815BAC4	1,681,633.30	HAROT 2022-1 A3 1.88 05/15/2026		664.45	664.45
06/16/2025	Principal Paydown	43815BAC4	1,681,633.30	HAROT 2022-1 A3 1.88 05/15/2026	139,829.24		139,829.24
06/16/2025	Coupon	448977AD0	1,415,068.38	HART 2022-A A3 2.22 10/15/2026		692.45	692.45
06/16/2025	Principal Paydown	448977AD0	1,415,068.38	HART 2022-A A3 2.22 10/15/2026	117,950.87		117,950.87
06/16/2025	Coupon	44934FAD7	3,225,000.00	HALST 24B A3 5.41 05/17/2027		14,539.38	14,539.38
06/16/2025	Coupon	47787JAC2	954,918.84	JDOT 2022 A3 0.36 09/15/2026		513.98	513.98

CASH FLOW REPORT



City of Sunnyvale Managed Cons | Account #10622 | As of September 30, 2024

Payment Date	Transaction Type	CUSIP	Quantity	Security Description	Principal Amount	Income	Total Amount
06/16/2025	Principal Paydown	47787JAC2	954,918.84	JDOT 2022 A3 0.36 09/15/2026	55,491.24		55,491.24
06/16/2025	Coupon	47800AAC4	2,296,728.89	JDOT 2022-B A3 3.74 02/16/2027		3,231.14	3,231.14
06/16/2025	Principal Paydown	47800AAC4	2,296,728.89	JDOT 2022-B A3 3.74 02/16/2027	103,699.46		103,699.46
06/16/2025	Coupon	47800BAC2	4,437,981.59	JDOT 2022-C A3 5.09 06/15/2027		10,700.70	10,700.70
06/16/2025	Principal Paydown	47800BAC2	4,437,981.59	JDOT 2022-C A3 5.09 06/15/2027	210,796.45		210,796.45
06/16/2025	Coupon	58770JAD6	2,170,000.00	MBALT 2024-A A3 5.32 01/18/2028		9,621.46	9,621.46
06/16/2025	Coupon	74340XBV2	4,968,000.00	PROLOGIS LP 3.375 12/15/2027		83,835.00	83,835.00
06/16/2025	Coupon	89238FAD5	1,073,593.26	TAOT 2022-B A3 2.93 09/15/2026		940.69	940.69
06/16/2025	Principal Paydown	89238FAD5	1,073,593.26	TAOT 2022-B A3 2.93 09/15/2026	75,108.15		75,108.15
06/16/2025	Coupon	91282CGA3	4,000,000.00	UNITED STATES TREASURY 4.0 12/15/2025		80,000.00	80,000.00
06/16/2025	Coupon	91324PDP4	6,000,000.00	UNITEDHEALTH GROUP INC 3.875 12/15/2028		116,250.00	116,250.00
06/17/2025	Coupon	3135G04Z3	12,900,000.00	FEDERAL NATIONAL MORTGAGE ASSOCIATION 0.5 06/17/2025		32,250.00	32,250.00
06/17/2025	Final Maturity	3135G04Z3	12,900,000.00	FEDERAL NATIONAL MORTGAGE ASSOCIATION 0.5 06/17/2025	12,900,000.00		12,900,000.00
06/18/2025	Coupon	437930AC4	2,830,000.00	HONDO-242-A3 5.27 11/20/2028		12,428.42	12,428.42
06/18/2025	Coupon	43815PAC3	998,489.96	HAROT 2022-2 A3 3.73 07/20/2026		1,147.33	1,147.33
06/18/2025	Principal Paydown	43815PAC3	998,489.96	HAROT 2022-2 A3 3.73 07/20/2026	65,285.54		65,285.54
06/18/2025	Coupon	89236TJK2	6,840,000.00	TOYOTA MOTOR CREDIT CORP 1.125 06/18/2026		38,475.00	38,475.00
06/19/2025	Coupon	06051GJD2	6,200,000.00	BANK OF AMERICA CORP 1.319 06/19/2026		40,889.00	40,889.00
06/19/2025	Effective Maturity	06051GJD2	6,200,000.00	BANK OF AMERICA CORP 1.319 06/19/2026	6,200,000.00		6,200,000.00
06/20/2025	Coupon	36269WAD1	2,980,000.00	GMALT 2024-2 A3 5.39 07/20/2027		13,385.17	13,385.17
06/23/2025	Coupon	43813YAC6	5,175,000.00	HAROT 2024-3 A3 4.57 03/21/2029		19,708.13	19,708.13
06/25/2025	Coupon	05602RAD3	1,098,520.98	BMWOT 2022-A A3 3.21 08/25/2026		869.54	869.54
06/25/2025	Principal Paydown	05602RAD3	1,098,520.98	BMWOT 2022-A A3 3.21 08/25/2026	79,994.84		79,994.84
06/25/2025	Coupon	096919AD7	3,700,000.00	BMWOT 2024-A A3 5.18 02/26/2029		15,971.67	15,971.67
06/25/2025	Coupon	3137BRQJ7	6,653,000.00	FHMS K-057 A2 2.57 07/25/2026		14,205.33	14,205.33
06/25/2025	Principal Paydown	3137BRQJ7	6,653,000.00	FHMS K-057 A2 2.57 07/25/2026	282,828.20		282,828.20
06/25/2025	Coupon	3137BSRE5	6,000,000.00	FHMS K-059 A2 3.12 09/25/2026		15,600.00	15,600.00
06/25/2025	Coupon	3137F2LJ3	900,000.00	FHMS K-066 A2 3.117 06/25/2027		2,337.75	2,337.75
06/25/2025	Coupon	3137F4X72	3,500,000.00	FHMS K-075 A2 3.65 02/25/2028		10,645.83	10,645.83

CASH FLOW REPORT



City of Sunnyvale Managed Cons | Account #10622 | As of September 30, 2024

Payment Date	Transaction Type	CUSIP	Quantity	Security Description	Principal Amount	Income	Total Amount
06/25/2025	Coupon	3137FBBX3	15,000,000.00	FHMS K-068 A2 3.244 08/25/2027		40,550.00	40,550.00
06/25/2025	Coupon	3137FBU79	8,968,405.23	FHMS K-069 A2 3.187 09/25/2027		23,496.33	23,496.33
06/25/2025	Principal Paydown	3137FBU79	8,968,405.23	FHMS K-069 A2 3.187 09/25/2027	14,659.17		14,659.17
06/25/2025	Coupon	3137FCJK1	5,321,000.00	FHMS K-070 A2 3.303 11/25/2027		14,646.05	14,646.05
06/25/2025	Coupon	3137FCLD4	3,729,334.00	FHMS K-071 A2 3.286 11/25/2027		10,212.16	10,212.16
06/25/2025	Coupon	3137FEBQ2	1,854,000.00	FHMS K-072 A2 3.444 12/25/2027		5,320.98	5,320.98
06/25/2025	Coupon	3137FETN0	12,200,000.00	FHMS K-073 A2 3.35 01/25/2028		34,058.33	34,058.33
06/25/2025	Coupon	3137FEZU7	2,867,500.00	FHMS K-076 A2 3.9 04/25/2028		9,319.38	9,319.38
06/25/2025	Coupon	3137FKUP9	12,000,000.00	FHMS K-087 A2 3.771 12/25/2028		37,710.00	37,710.00
06/25/2025	Coupon	3137FKZZ2	6,271,000.00	FHMS K-088 A2 3.69 01/25/2029		19,283.33	19,283.33
06/25/2025	Coupon	3137FMTY8	4,000,000.00	FHMS K-094 A2 2.903 06/25/2029		9,676.67	9,676.67
06/25/2025	Coupon	3137FQXJ7	5,000,000.00	FHMS K-737 A2 2.525 10/25/2026		10,520.83	10,520.83
06/25/2025	Coupon	3137H5YC5	1,400,000.00	FHMS K-748 A2 2.26 01/25/2029		2,636.67	2,636.67
06/25/2025	Coupon	3137H9D71	4,600,000.00	FHMS K-750 A2 3.0 09/25/2029		11,500.00	11,500.00
06/25/2025	Coupon	3137HB2L7	5,000,000.00	FHMS K-753 A2 4.4 10/25/2030		18,333.33	18,333.33
06/30/2025	Coupon	91282CEW7	7,000,000.00	UNITED STATES TREASURY 3.25 06/30/2027		113,750.00	113,750.00
06/30/2025	Coupon	91282CGC9	8,000,000.00	UNITED STATES TREASURY 3.875 12/31/2027		155,000.00	155,000.00
06/30/2025	Coupon	91282CJR3	13,000,000.00	UNITED STATES TREASURY 3.75 12/31/2028		243,750.00	243,750.00
06/30/2025	Coupon	91282CKX8	8,000,000.00	UNITED STATES TREASURY 4.25 06/30/2029		170,000.00	170,000.00
June 2025 Total					20,407,089.26	2,632,454.55	23,039,543.80
JULY 2025							
07/10/2025	Coupon	66815L2Q1	4,500,000.00	NORTHWESTERN MUTUAL GLOBAL FUNDING 4.71 01/10/2029		105,975.00	105,975.00
07/10/2025	Coupon	69371RS31	2,500,000.00	PACCAR FINANCIAL CORP 4.6 01/10/2028		57,500.00	57,500.00
07/15/2025	Coupon	02582JKH2	6,540,000.00	AMXCA 2024-1 A 5.23 04/16/2029		28,503.50	28,503.50
07/15/2025	Coupon	05522RDJ4	4,200,000.00	BACCT 2024-1 A 4.93 03/15/2029		17,255.00	17,255.00
07/15/2025	Coupon	161571HT4	8,975,000.00	CHAIT 2023-1 A 5.16 09/15/2028		38,592.50	38,592.50
07/15/2025	Coupon	43815BAC4	1,681,633.30	HAROT 2022-1 A3 1.88 05/15/2026		445.39	445.39
07/15/2025	Principal Paydown	43815BAC4	1,681,633.30	HAROT 2022-1 A3 1.88 05/15/2026	136,218.73		136,218.73
07/15/2025	Coupon	448977AD0	1,415,068.38	HART 2022-A A3 2.22 10/15/2026		474.25	474.25
07/15/2025	Principal Paydown	448977AD0	1,415,068.38	HART 2022-A A3 2.22 10/15/2026	115,306.67		115,306.67
07/15/2025	Coupon	44934FAD7	3,225,000.00	HALST 24B A3 5.41 05/17/2027		14,539.38	14,539.38

CASH FLOW REPORT



City of Sunnyvale Managed Cons | Account #10622 | As of September 30, 2024

Payment Date	Transaction Type	CUSIP	Quantity	Security Description	Principal Amount	Income	Total Amount
07/15/2025	Coupon	47787JAC2	954,918.84	JDOT 2022 A3 0.36 09/15/2026		406.70	406.70
07/15/2025	Principal Paydown	47787JAC2	954,918.84	JDOT 2022 A3 0.36 09/15/2026	65,731.47		65,731.47
07/15/2025	Coupon	47800AAC4	2,296,728.89	JDOT 2022-B A3 3.74 02/16/2027		2,907.95	2,907.95
07/15/2025	Principal Paydown	47800AAC4	2,296,728.89	JDOT 2022-B A3 3.74 02/16/2027	87,840.63		87,840.63
07/15/2025	Coupon	47800BAC2	4,437,981.59	JDOT 2022-C A3 5.09 06/15/2027		9,806.58	9,806.58
07/15/2025	Principal Paydown	47800BAC2	4,437,981.59	JDOT 2022-C A3 5.09 06/15/2027	230,100.56		230,100.56
07/15/2025	Coupon	58770JAD6	2,170,000.00	MBALT 2024-A A3 5.32 01/18/2028		9,621.46	9,621.46
07/15/2025	Coupon	756109AU8	3,000,000.00	REALTY INCOME CORP 3.65 01/15/2028		54,750.00	54,750.00
07/15/2025	Coupon	87612EBM7	3,845,000.00	TARGET CORP 1.95 01/15/2027		37,488.75	37,488.75
07/15/2025	Coupon	89238FAD5	1,073,593.26	TAOT 2022-B A3 2.93 09/15/2026		757.30	757.30
07/15/2025	Principal Paydown	89238FAD5	1,073,593.26	TAOT 2022-B A3 2.93 09/15/2026	73,658.79		73,658.79
07/15/2025	Coupon	91282CGE5	4,000,000.00	UNITED STATES TREASURY 3.875 01/15/2026		77,500.00	77,500.00
07/16/2025	Coupon	362554AC1	523,309.37	GMCAR 2021-4 A3 0.68 09/16/2026		36.74	36.74
07/16/2025	Principal Paydown	362554AC1	523,309.37	GMCAR 2021-4 A3 0.68 09/16/2026	46,364.74		46,364.74
07/16/2025	Coupon	362585AC5	1,046,881.02	GMCAR 2022-2 A3 3.1 02/16/2027		971.80	971.80
07/16/2025	Principal Paydown	362585AC5	1,046,881.02	GMCAR 2022-2 A3 3.1 02/16/2027	64,186.53		64,186.53
07/16/2025	Coupon	380146AC4	543,266.15	GMCAR 2022-1 A3 1.26 11/16/2026		94.60	94.60
07/16/2025	Principal Paydown	380146AC4	543,266.15	GMCAR 2022-1 A3 1.26 11/16/2026	46,614.11		46,614.11
07/17/2025	Coupon	57629W5B2	5,200,000.00	MASSMUTUAL GLOBAL FUNDING II 4.85 01/17/2029		126,100.00	126,100.00
07/17/2025	Coupon	713448FX1	7,560,000.00	PEPSICO INC 4.5 07/17/2029		170,100.00	170,100.00
07/18/2025	Coupon	437930AC4	2,830,000.00	HONDO-242-A3 5.27 11/20/2028		12,428.42	12,428.42
07/18/2025	Coupon	43815PAC3	998,489.96	HAROT 2022-2 A3 3.73 07/20/2026		944.40	944.40
07/18/2025	Principal Paydown	43815PAC3	998,489.96	HAROT 2022-2 A3 3.73 07/20/2026	63,656.95		63,656.95
07/21/2025	Coupon	24422EWR6	4,000,000.00	JOHN DEERE CAPITAL CORP 4.75 01/20/2028		95,000.00	95,000.00
07/21/2025	Coupon	3137EAEU9	8,000,000.00	FEDERAL HOME LOAN MORTGAGE CORP 0.375 07/21/2025		15,000.00	15,000.00
07/21/2025	Final Maturity	3137EAEU9	8,000,000.00	FEDERAL HOME LOAN MORTGAGE CORP 0.375 07/21/2025	8,000,000.00		8,000,000.00
07/21/2025	Coupon	36269WAD1	2,980,000.00	GMALT 2024-2 A3 5.39 07/20/2027		13,385.17	13,385.17
07/21/2025	Coupon	43813YAC6	5,175,000.00	HAROT 2024-3 A3 4.57 03/21/2029		19,708.13	19,708.13
07/21/2025	Coupon	78016EYV3	5,250,000.00	ROYAL BANK OF CANADA 2.05 01/21/2027		53,812.50	53,812.50

CASH FLOW REPORT



City of Sunnyvale Managed Cons | Account #10622 | As of September 30, 2024

Payment Date	Transaction Type	CUSIP	Quantity	Security Description	Principal Amount	Income	Total Amount
07/23/2025	Coupon	46647PAM8	8,000,000.00	JPMORGAN CHASE & CO 3.509 01/23/2029		140,360.00	140,360.00
07/25/2025	Coupon	05602RAD3	1,098,520.98	BMWOT 2022-A A3 3.21 08/25/2026		655.55	655.55
07/25/2025	Principal Paydown	05602RAD3	1,098,520.98	BMWOT 2022-A A3 3.21 08/25/2026	77,926.55		77,926.55
07/25/2025	Coupon	096919AD7	3,700,000.00	BMWOT 2024-A A3 5.18 02/26/2029		15,971.67	15,971.67
07/25/2025	Coupon	3137BRQJ7	6,653,000.00	FHMS K-057 A2 2.57 07/25/2026		13,599.61	13,599.61
07/25/2025	Principal Paydown	3137BRQJ7	6,653,000.00	FHMS K-057 A2 2.57 07/25/2026	179,960.90		179,960.90
07/25/2025	Coupon	3137BSRE5	6,000,000.00	FHMS K-059 A2 3.12 09/25/2026		15,600.00	15,600.00
07/25/2025	Coupon	3137F2LJ3	900,000.00	FHMS K-066 A2 3.117 06/25/2027		2,337.75	2,337.75
07/25/2025	Coupon	3137F4X72	3,500,000.00	FHMS K-075 A2 3.65 02/25/2028		10,645.83	10,645.83
07/25/2025	Coupon	3137FBBX3	15,000,000.00	FHMS K-068 A2 3.244 08/25/2027		40,550.00	40,550.00
07/25/2025	Coupon	3137FBU79	8,968,405.23	FHMS K-069 A2 3.187 09/25/2027		23,457.40	23,457.40
07/25/2025	Principal Paydown	3137FBU79	8,968,405.23	FHMS K-069 A2 3.187 09/25/2027	15,674.19		15,674.19
07/25/2025	Coupon	3137FCJK1	5,321,000.00	FHMS K-070 A2 3.303 11/25/2027		14,646.05	14,646.05
07/25/2025	Coupon	3137FCLD4	3,729,334.00	FHMS K-071 A2 3.286 11/25/2027		10,212.16	10,212.16
07/25/2025	Coupon	3137FEBQ2	1,854,000.00	FHMS K-072 A2 3.444 12/25/2027		5,320.98	5,320.98
07/25/2025	Coupon	3137FETN0	12,200,000.00	FHMS K-073 A2 3.35 01/25/2028		34,058.33	34,058.33
07/25/2025	Coupon	3137FEZU7	2,867,500.00	FHMS K-076 A2 3.9 04/25/2028		9,319.38	9,319.38
07/25/2025	Coupon	3137FKUP9	12,000,000.00	FHMS K-087 A2 3.771 12/25/2028		37,710.00	37,710.00
07/25/2025	Coupon	3137FKZZ2	6,271,000.00	FHMS K-088 A2 3.69 01/25/2029		19,283.33	19,283.33
07/25/2025	Coupon	3137FMTY8	4,000,000.00	FHMS K-094 A2 2.903 06/25/2029		9,676.67	9,676.67
07/25/2025	Coupon	3137FQXJ7	5,000,000.00	FHMS K-737 A2 2.525 10/25/2026		10,520.83	10,520.83
07/25/2025	Coupon	3137H5YC5	1,400,000.00	FHMS K-748 A2 2.26 01/25/2029		2,636.67	2,636.67
07/25/2025	Coupon	3137H9D71	4,600,000.00	FHMS K-750 A2 3.0 09/25/2029		11,500.00	11,500.00
07/25/2025	Coupon	3137HB2L7	5,000,000.00	FHMS K-753 A2 4.4 10/25/2030		18,333.33	18,333.33
07/29/2025	Coupon	64952WFF5	3,500,000.00	NEW YORK LIFE GLOBAL FUNDING 4.7 01/29/2029		82,250.00	82,250.00
07/31/2025	Coupon	91282CAB7	5,000,000.00	UNITED STATES TREASURY 0.25 07/31/2025		6,250.00	6,250.00
07/31/2025	Final Maturity	91282CAB7	5,000,000.00	UNITED STATES TREASURY 0.25 07/31/2025	5,000,000.00		5,000,000.00
07/31/2025	Coupon	91282CFB2	1,300,000.00	UNITED STATES TREASURY 2.75 07/31/2027		17,875.00	17,875.00
07/31/2025	Coupon	91282CGH8	16,000,000.00	UNITED STATES TREASURY 3.5 01/31/2028		280,000.00	280,000.00
07/31/2025	Coupon	91282CHR5	9,000,000.00	UNITED STATES TREASURY 4.0 07/31/2030		180,000.00	180,000.00
07/31/2025	Coupon	91282CJW2	10,000,000.00	UNITED STATES TREASURY 4.0 01/31/2029		200,000.00	200,000.00

CASH FLOW REPORT



City of Sunnyvale Managed Cons | Account #10622 | As of September 30, 2024

Payment Date	Transaction Type	CUSIP	Quantity	Security Description	Principal Amount	Income	Total Amount
July 2025 Total					14,203,240.81	2,176,876.03	16,380,116.84
AUGUST 2025							
08/01/2025	Coupon	742718FV6	10,000,000.00	PROCTER & GAMBLE CO 1.9 02/01/2027		95,000.00	95,000.00
08/11/2025	Coupon	532457CK2	6,200,000.00	ELI LILLY AND CO 4.5 02/09/2029		139,500.00	139,500.00
08/11/2025	Coupon	69371RS64	4,115,000.00	PACCAR FINANCIAL CORP 4.95 08/10/2028		101,846.25	101,846.25
08/15/2025	Coupon	02582JKH2	6,540,000.00	AMXCA 2024-1 A 5.23 04/16/2029		28,503.50	28,503.50
08/15/2025	Coupon	05522RDJ4	4,200,000.00	BACCT 2024-1 A 4.93 03/15/2029		17,255.00	17,255.00
08/15/2025	Coupon	161571HT4	8,975,000.00	CHAIT 2023-1 A 5.16 09/15/2028		38,592.50	38,592.50
08/15/2025	Coupon	171239AL0	8,390,000.00	CHUBB INA HOLDINGS LLC 4.65 08/15/2029		195,067.50	195,067.50
08/15/2025	Coupon	30303M8S4	4,560,000.00	META PLATFORMS INC 4.3 08/15/2029		98,040.00	98,040.00
08/15/2025	Coupon	43815BAC4	1,681,633.30	HAROT 2022-1 A3 1.88 05/15/2026		231.98	231.98
08/15/2025	Principal Paydown	43815BAC4	1,681,633.30	HAROT 2022-1 A3 1.88 05/15/2026	132,097.58		132,097.58
08/15/2025	Coupon	448977AD0	1,415,068.38	HART 2022-A A3 2.22 10/15/2026		260.93	260.93
08/15/2025	Principal Paydown	448977AD0	1,415,068.38	HART 2022-A A3 2.22 10/15/2026	112,010.05		112,010.05
08/15/2025	Coupon	44934FAD7	3,225,000.00	HALST 24B A3 5.41 05/17/2027		14,539.38	14,539.38
08/15/2025	Coupon	47787JAC2	954,918.84	JDOT 2022 A3 0.36 09/15/2026		279.62	279.62
08/15/2025	Principal Paydown	47787JAC2	954,918.84	JDOT 2022 A3 0.36 09/15/2026	59,557.21		59,557.21
08/15/2025	Coupon	47800AAC4	2,296,728.89	JDOT 2022-B A3 3.74 02/16/2027		2,634.18	2,634.18
08/15/2025	Principal Paydown	47800AAC4	2,296,728.89	JDOT 2022-B A3 3.74 02/16/2027	82,427.00		82,427.00
08/15/2025	Coupon	47800BAC2	4,437,981.59	JDOT 2022-C A3 5.09 06/15/2027		8,830.57	8,830.57
08/15/2025	Principal Paydown	47800BAC2	4,437,981.59	JDOT 2022-C A3 5.09 06/15/2027	222,200.94		222,200.94
08/15/2025	Coupon	58770JAD6	2,170,000.00	MBALT 2024-A A3 5.32 01/18/2028		9,621.46	9,621.46
08/15/2025	Coupon	756109BG8	3,650,000.00	REALTY INCOME CORP 3.95 08/15/2027		72,087.50	72,087.50
08/15/2025	Coupon	89238FAD5	1,073,593.26	TAOT 2022-B A3 2.93 09/15/2026		577.45	577.45
08/15/2025	Principal Paydown	89238FAD5	1,073,593.26	TAOT 2022-B A3 2.93 09/15/2026	71,821.83		71,821.83
08/18/2025	Coupon	362554AC1	523,309.37	GMCAR 2021-4 A3 0.68 09/16/2026		10.47	10.47
08/18/2025	Effective Maturity	362554AC1	523,309.37	GMCAR 2021-4 A3 0.68 09/16/2026	18,478.52		18,478.52
08/18/2025	Coupon	362585AC5	1,046,881.02	GMCAR 2022-2 A3 3.1 02/16/2027		805.99	805.99
08/18/2025	Principal Paydown	362585AC5	1,046,881.02	GMCAR 2022-2 A3 3.1 02/16/2027	62,136.96		62,136.96
08/18/2025	Coupon	380146AC4	543,266.15	GMCAR 2022-1 A3 1.26 11/16/2026		45.65	45.65
08/18/2025	Principal Paydown	380146AC4	543,266.15	GMCAR 2022-1 A3 1.26 11/16/2026	43,071.30		43,071.30
08/18/2025	Coupon	437930AC4	2,830,000.00	HONDO-242-A3 5.27 11/20/2028		12,428.42	12,428.42

CASH FLOW REPORT



City of Sunnyvale Managed Cons | Account #10622 | As of September 30, 2024

Payment Date	Transaction Type	CUSIP	Quantity	Security Description	Principal Amount	Income	Total Amount
08/18/2025	Coupon	43815PAC3	998,489.96	HAROT 2022-2 A3 3.73 07/20/2026		746.54	746.54
08/18/2025	Principal Paydown	43815PAC3	998,489.96	HAROT 2022-2 A3 3.73 07/20/2026	61,709.14		61,709.14
08/20/2025	Coupon	36269WAD1	2,980,000.00	GMALT 2024-2 A3 5.39 07/20/2027		13,385.17	13,385.17
08/21/2025	Coupon	43813YAC6	5,175,000.00	HAROT 2024-3 A3 4.57 03/21/2029		19,708.13	19,708.13
08/25/2025	Coupon	05602RAD3	1,098,520.98	BMWOT 2022-A A3 3.21 08/25/2026		447.10	447.10
08/25/2025	Principal Paydown	05602RAD3	1,098,520.98	BMWOT 2022-A A3 3.21 08/25/2026	75,462.48		75,462.48
08/25/2025	Coupon	096919AD7	3,700,000.00	BMWOT 2024-A A3 5.18 02/26/2029		15,971.67	15,971.67
08/25/2025	Coupon	3135G05X7	13,000,000.00	FEDERAL NATIONAL MORTGAGE ASSOCIATION 0.375 08/25/2025		24,375.00	24,375.00
08/25/2025	Final Maturity	3135G05X7	13,000,000.00	FEDERAL NATIONAL MORTGAGE ASSOCIATION 0.375 08/25/2025	13,000,000.00		13,000,000.00
08/25/2025	Coupon	3137BRQJ7	6,653,000.00	FHMS K-057 A2 2.57 07/25/2026		13,214.19	13,214.19
08/25/2025	Principal Paydown	3137BRQJ7	6,653,000.00	FHMS K-057 A2 2.57 07/25/2026	11,110.14		11,110.14
08/25/2025	Coupon	3137BSRE5	6,000,000.00	FHMS K-059 A2 3.12 09/25/2026		15,600.00	15,600.00
08/25/2025	Coupon	3137F2LJ3	900,000.00	FHMS K-066 A2 3.117 06/25/2027		2,337.75	2,337.75
08/25/2025	Coupon	3137F4X72	3,500,000.00	FHMS K-075 A2 3.65 02/25/2028		10,645.83	10,645.83
08/25/2025	Coupon	3137FBBX3	15,000,000.00	FHMS K-068 A2 3.244 08/25/2027		40,550.00	40,550.00
08/25/2025	Coupon	3137FBU79	8,968,405.23	FHMS K-069 A2 3.187 09/25/2027		23,415.77	23,415.77
08/25/2025	Principal Paydown	3137FBU79	8,968,405.23	FHMS K-069 A2 3.187 09/25/2027	14,757.74		14,757.74
08/25/2025	Coupon	3137FCJK1	5,321,000.00	FHMS K-070 A2 3.303 11/25/2027		14,646.05	14,646.05
08/25/2025	Coupon	3137FCLD4	3,729,334.00	FHMS K-071 A2 3.286 11/25/2027		10,212.16	10,212.16
08/25/2025	Coupon	3137FEBQ2	1,854,000.00	FHMS K-072 A2 3.444 12/25/2027		5,320.98	5,320.98
08/25/2025	Coupon	3137FETN0	12,200,000.00	FHMS K-073 A2 3.35 01/25/2028		34,058.33	34,058.33
08/25/2025	Coupon	3137FEZU7	2,867,500.00	FHMS K-076 A2 3.9 04/25/2028		9,319.38	9,319.38
08/25/2025	Coupon	3137FKUP9	12,000,000.00	FHMS K-087 A2 3.771 12/25/2028		37,710.00	37,710.00
08/25/2025	Coupon	3137FKZZ2	6,271,000.00	FHMS K-088 A2 3.69 01/25/2029		19,283.33	19,283.33
08/25/2025	Coupon	3137FMTY8	4,000,000.00	FHMS K-094 A2 2.903 06/25/2029		9,676.67	9,676.67
08/25/2025	Coupon	3137FQXJ7	5,000,000.00	FHMS K-737 A2 2.525 10/25/2026		10,520.83	10,520.83
08/25/2025	Coupon	3137H5YC5	1,400,000.00	FHMS K-748 A2 2.26 01/25/2029		2,636.67	2,636.67
08/25/2025	Coupon	3137H9D71	4,600,000.00	FHMS K-750 A2 3.0 09/25/2029		11,500.00	11,500.00
08/25/2025	Coupon	3137HB2L7	5,000,000.00	FHMS K-753 A2 4.4 10/25/2030		18,333.33	18,333.33
08/26/2025	Coupon	17275RBR2	4,475,000.00	CISCO SYSTEMS INC 4.85 02/26/2029		108,518.75	108,518.75

CASH FLOW REPORT



City of Sunnyvale Managed Cons | Account #10622 | As of September 30, 2024

Payment Date	Transaction Type	CUSIP	Quantity	Security Description	Principal Amount	Income	Total Amount
August 2025 Total					13,966,840.88	1,308,291.94	15,275,132.82
Grand Total			3,349,872,460.92		117,519,576.80	21,651,500.37	139,171,077.17



IMPORTANT DISCLOSURES

City of Sunnyvale Managed Cons | Account #10622 | As of September 30, 2024

Chandler Asset Management, Inc. (“Chandler”) is an SEC registered investment adviser. For additional information about our firm, please see our current disclosures (Form ADV). To obtain a copy of our current disclosures, you may contact your client service representative by calling the number on the front of this statement or you may visit our website at www.chandlerasset.com.

Information contained in this monthly statement is confidential and is provided for informational purposes only and should not be construed as specific investment or legal advice. The information contained herein was obtained from sources believed to be reliable as of the date of this statement, but may become outdated or superseded at any time without notice.

Custody: Your qualified custodian bank maintains control of all assets reflected in this statement and we urge you to compare this statement to the one you receive from your qualified custodian. Chandler does not have any authority to withdraw or deposit funds from/to the custodian account.

Valuation: Prices are provided by IDC, an independent pricing source. In the event IDC does not provide a price or if the price provided is not reflective of fair market value, Chandler will obtain pricing from an alternative approved third party pricing source in accordance with our written valuation policy and procedures. Our valuation procedures are also disclosed in Item 5 of our Form ADV Part 2A.

Performance: Performance results are presented gross-of-advisory fees and represent the client’s Total Return. The deduction of advisory fees lowers performance results. These results include the reinvestment of dividends and other earnings. Past performance may not be indicative of future results. Therefore, clients should not assume that future performance of any specific investment or investment strategy will be profitable or equal to past performance levels. All investment strategies have the potential for profit or loss. Economic factors, market conditions or changes in investment strategies, contributions or withdrawals may materially alter the performance and results of your portfolio.

Source ice Data Indices, LLC (“ICE”), used with permission. ICE PERMITS USE OF THE ICE INDICES AND RELATED DATA ON AN “AS IS” BASIS; ICE, ITS AFFILIATES AND THEIR RESPECTIVE THIRD PARTY SUPPLIERS DISCLAIM ANY AND ALL WARRANTIES AND REPRESENTATIONS, EXPRESS AND/OR IMPLIED, INCLUDING ANY WARRANTIES OF MERCHANTABILITY OR FITNESS FOR A PARTICULAR PURPOSE OR USE, INCLUDING THE INDICES, INDEX DATA AND ANY DATA INCLUDED IN, RELATED TO, OR DERIVED THEREFROM. NEITHER ICE DATA, ITS AFFILIATES OR THEIR RESPECTIVE THIRD PARTY PROVIDERS GUARANTEE THE QUALITY, ADEQUACY, ACCURACY, TIMELINESS OR COMPLETENESS OF THE INDICES OR THE INDEX DATA OR ANY COMPONENT THEREOF, AND THE INDICES AND INDEX DATA AND ALL COMPONENTS THEREOF ARE PROVIDED ON AN “AS IS” BASIS AND LICENSEE’S USE IS AT LICENSEE’S OWN RISK. ICE DATA, ITS AFFILIATES AND THEIR RESPECTIVE THIRD PARTY DO NOT SPONSOR, ENDORSE, OR RECOMMEND CHANDLER, OR ANY OF ITS PRODUCTS OR SERVICES.

Index returns assume reinvestment of all distributions. Historical performance results for investment indexes generally do not reflect the deduction of transaction and/or custodial charges or the deduction of an investment management fee, the incurrence of which would have the effect of decreasing historical performance results. It is not possible to invest directly in an index.

Ratings: Ratings information have been provided by Moody’s, S&P and Fitch through data feeds we believe to be reliable as of the date of this statement, however we cannot guarantee its accuracy.

Security level ratings for U.S. Agency issued mortgage-backed securities (“MBS”) reflect the issuer rating because the securities themselves are not rated. The issuing U.S. Agency guarantees the full and timely payment of both principal and interest and carries a AA+/Aaa/AAA by S&P, Moody’s and Fitch respectively.