

# City of Sunnyvale Development & School Enrollment in the Sunnyvale School District



**SUNNYVALE CITY COUNCIL STUDY SESSION**  
**JANUARY 6, 2015**  
**5:45 PM**

# OVERVIEW



- **ROLES OF CITY AND DISTRICT**
- **SUNNYVALE GENERAL PLAN**
  - SCHOOL DISTRICTS
  - GROWTH AREAS
  - RATE OF GROWTH
- **STUDENT GENERATION**
- **DEVELOPMENT VS SCHOOL ENROLLMENT**
- **LONG TERM PLANNING**
- **STUDENT GENERATION**

# CITY & SCHOOL DISTRICT



## LEGAL DISTINCTIONS

- **CITY:**
  - LAND USE AND DEVELOPMENT
  - OPEN SPACE
  - GENERAL SERVICES
  - PUBLIC SAFETY
- **DISTRICT:**
  - EDUCATION

# CITY & SCHOOL DISTRICT



- **PARTNERS**
  - QUALITY OF LIFE
  - ECONOMIC DEVELOPMENT
  - OPEN SPACE
  - LAND VALUE
  - LONG TERM PLANNING

# REGULATORY & SOCIAL CONTEXT



- **COMMUNITY – QUALITY OF LIFE**
  - WATER
  - PARKS/OPEN SPACE
  - SCHOOLS
  - SUSTAINABLE PATTERNS—SITES VS REGION
- **HOUSING ELEMENT**
  - PART OF GENERAL PLAN
  - ABAG & RHNA
  - SUSTAINABLE COMMUNITY STRATEGY (SCS)
  - PRIORITY DEVELOPMENT AREAS (PDAS)
- **ECONOMIC DEVELOPMENT**
  - JOBS
  - REVENUE
  - PRESSURE FOR MORE HOUSING

# SUNNYVALE GENERAL PLAN



- **PHYSICAL DEVELOPMENT OF THE CITY**
  - BUILDOUT – END STATE
  - PLANNING HORIZON
- **REQUIRED ELEMENTS**
  - LAND USE AND TRANSPORTATION
  - HOUSING
  - Noise, Safety, Open Space, Conservation, Circulation
- **LONG TERM**
- **UPDATED PERIODICALLY**



# General Plan Land Use Map

Yellow/Brown

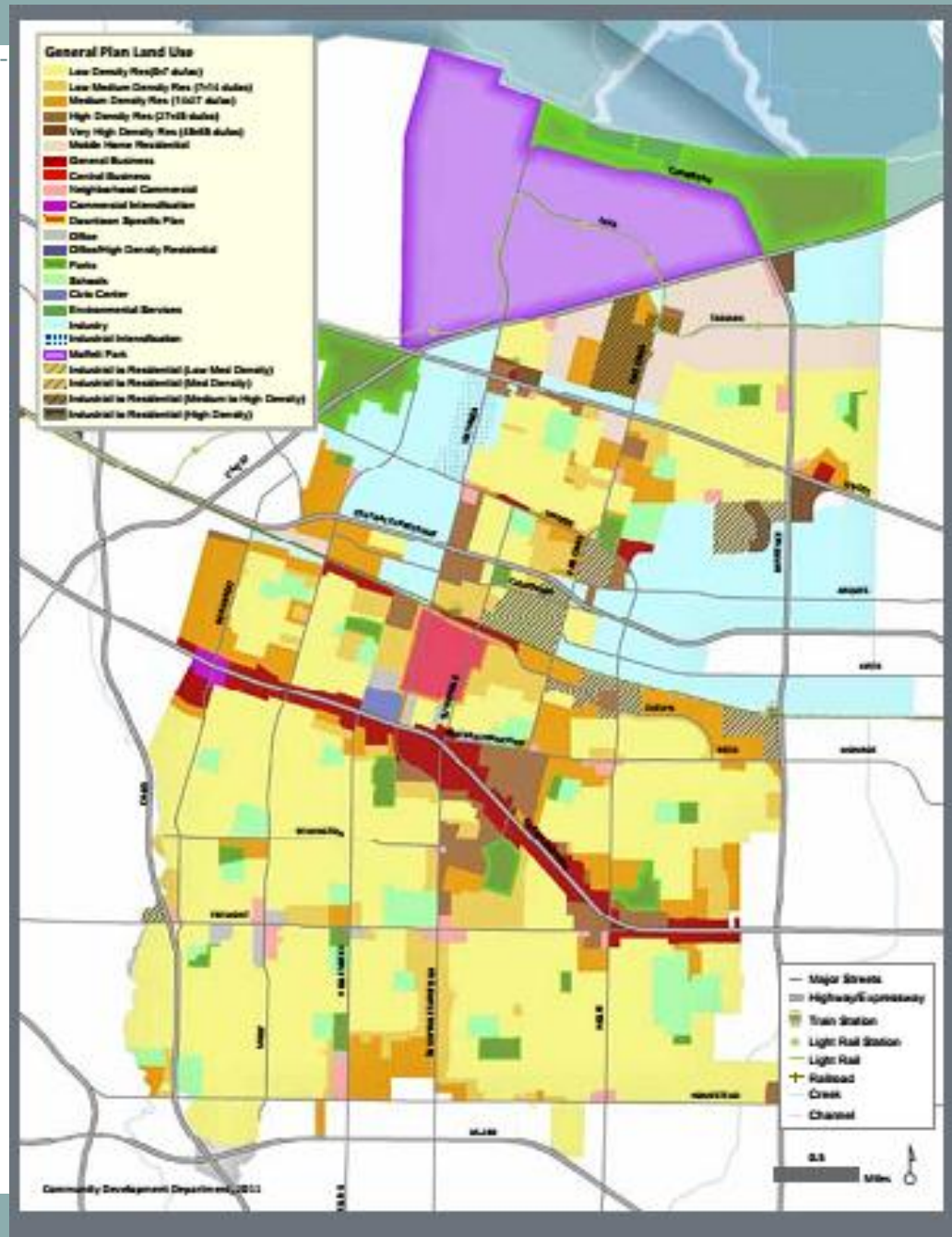
Residential

Red/Pink

Commercial

Blue/Purple

Industrial/Office



# SUNNYVALE – DATA AT A GLANCE



	<b>Housing Units</b>	<b>Population</b>
2014 Actual	57,000	147,550
Adopted GP	67,000	164,000
Proposed GP	72,160	175,000



# HOUSING UNITS TRIVIA



- 300 20-year Annual Average
- 14 Lowest
- 950 Highest
- 37 Years to “build out”
- 9,000 Net New Units in SSD

# HOUSING ELEMENT 2015-2023

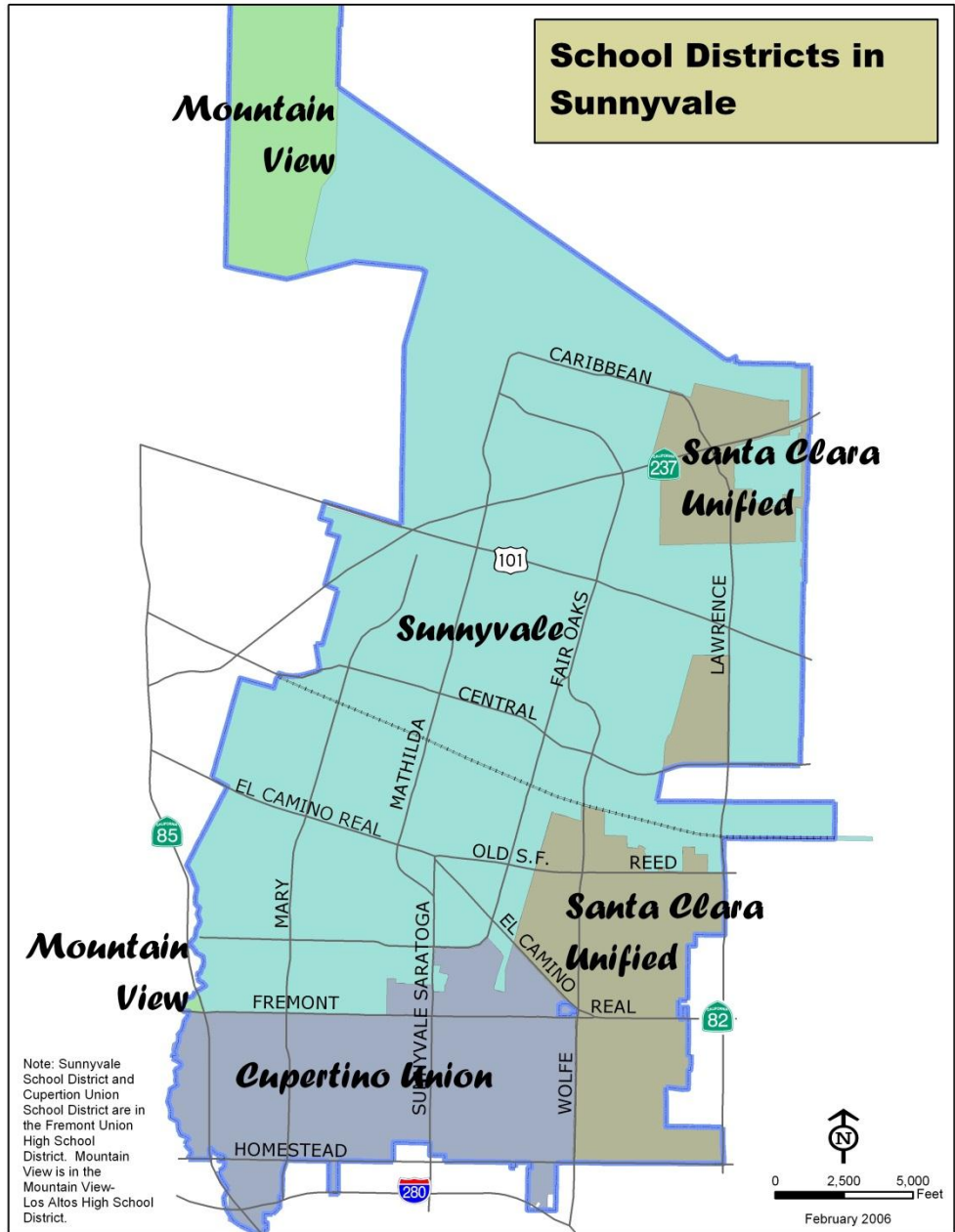


- **PLAN FOR 5,452 UNITS**
  - 681 / YEAR
  - VARIOUS LEVELS OF AFFORDABILITY
- **NO REQUIREMENT TO BUILD**
  - MARKET DRIVEN
- **SUFFICIENT LAND AND PROGRAMS**



# SCHOOL DISTRICTS

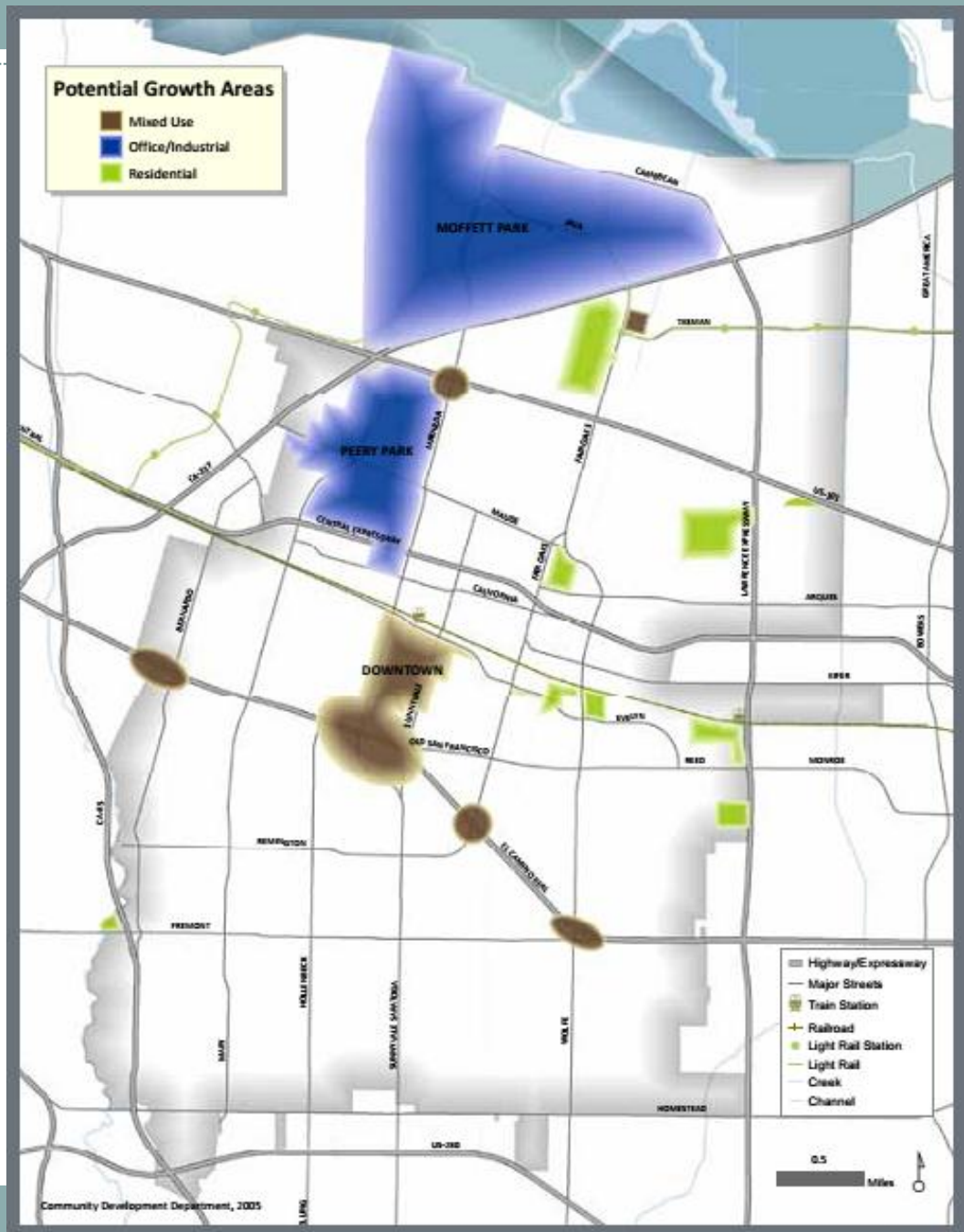
## Serving Sunnyvale



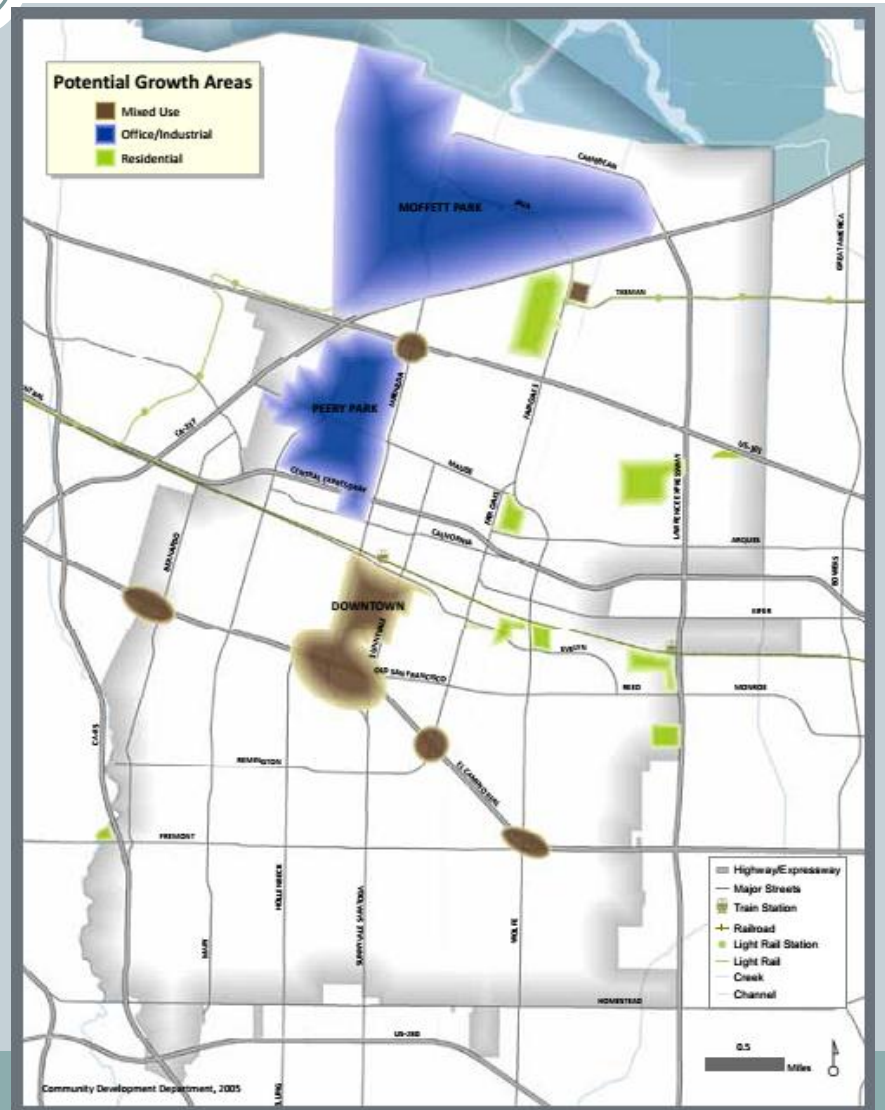
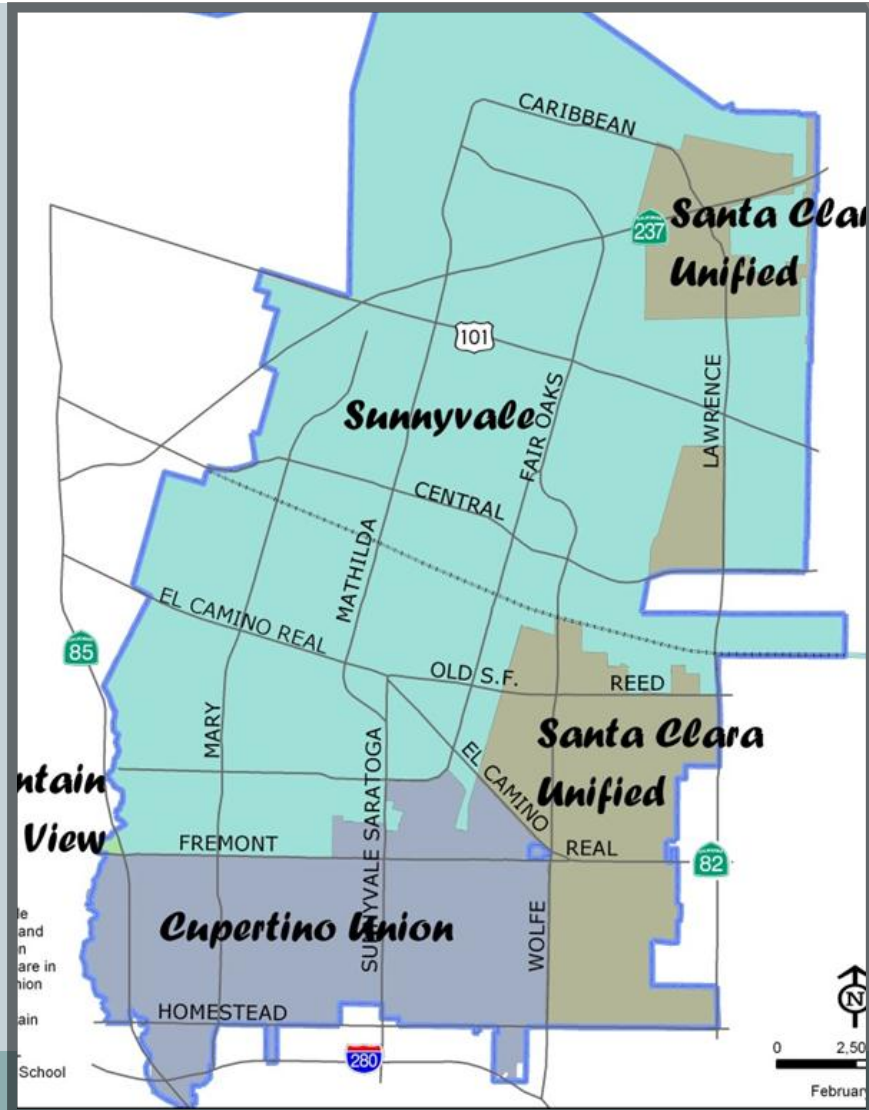
**Fremont Union High School = Sunnyvale + Cupertino Union**

# GROWTH AREAS

Brown Mixed Use  
Blue Industrial  
Green Residential

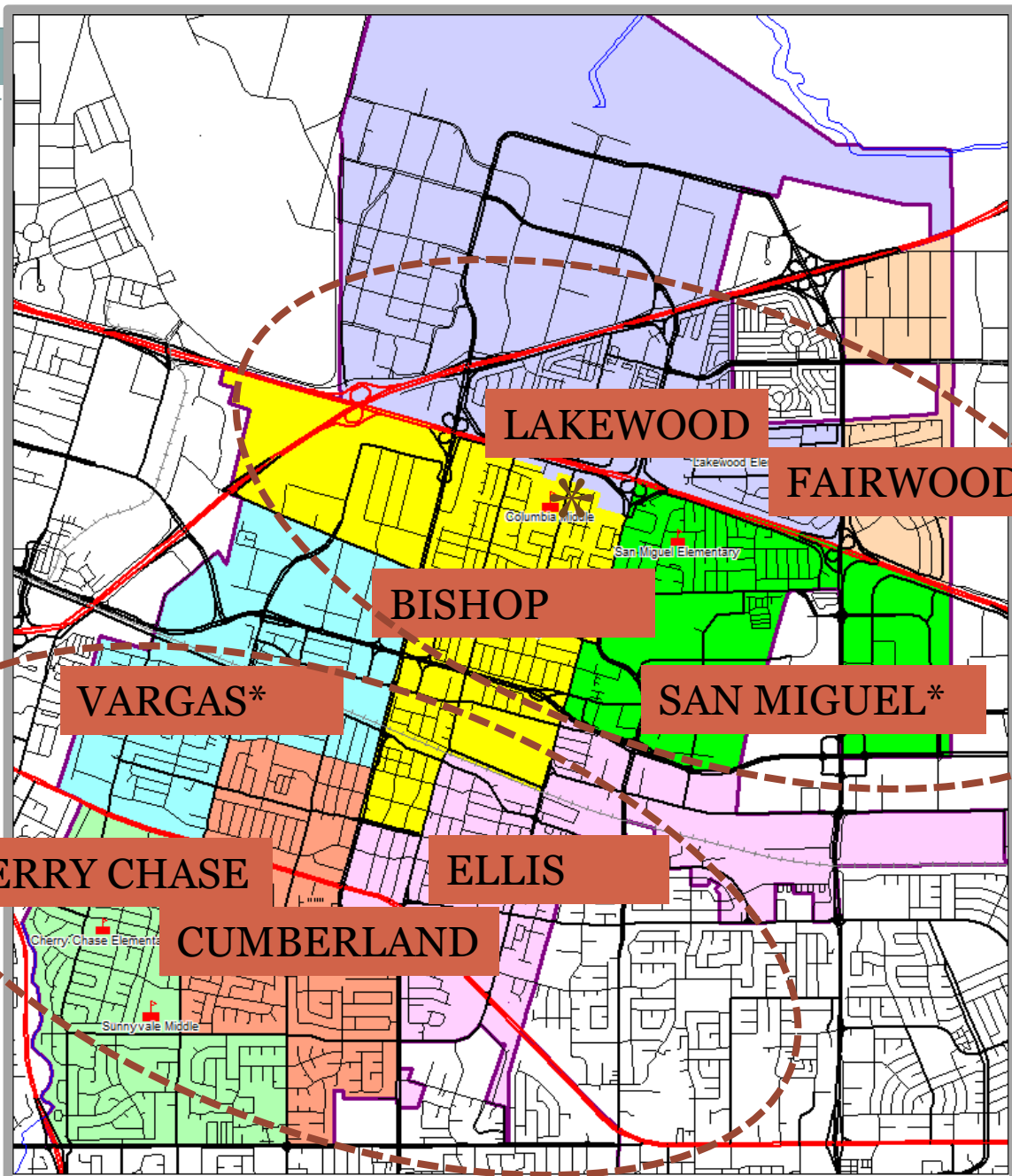


# DISTRICTS AND GROWTH AREAS



# SUNNYVALE SCHOOL DISTRICT

## ATTENDANCE AREAS



\*Programs of  
Choice

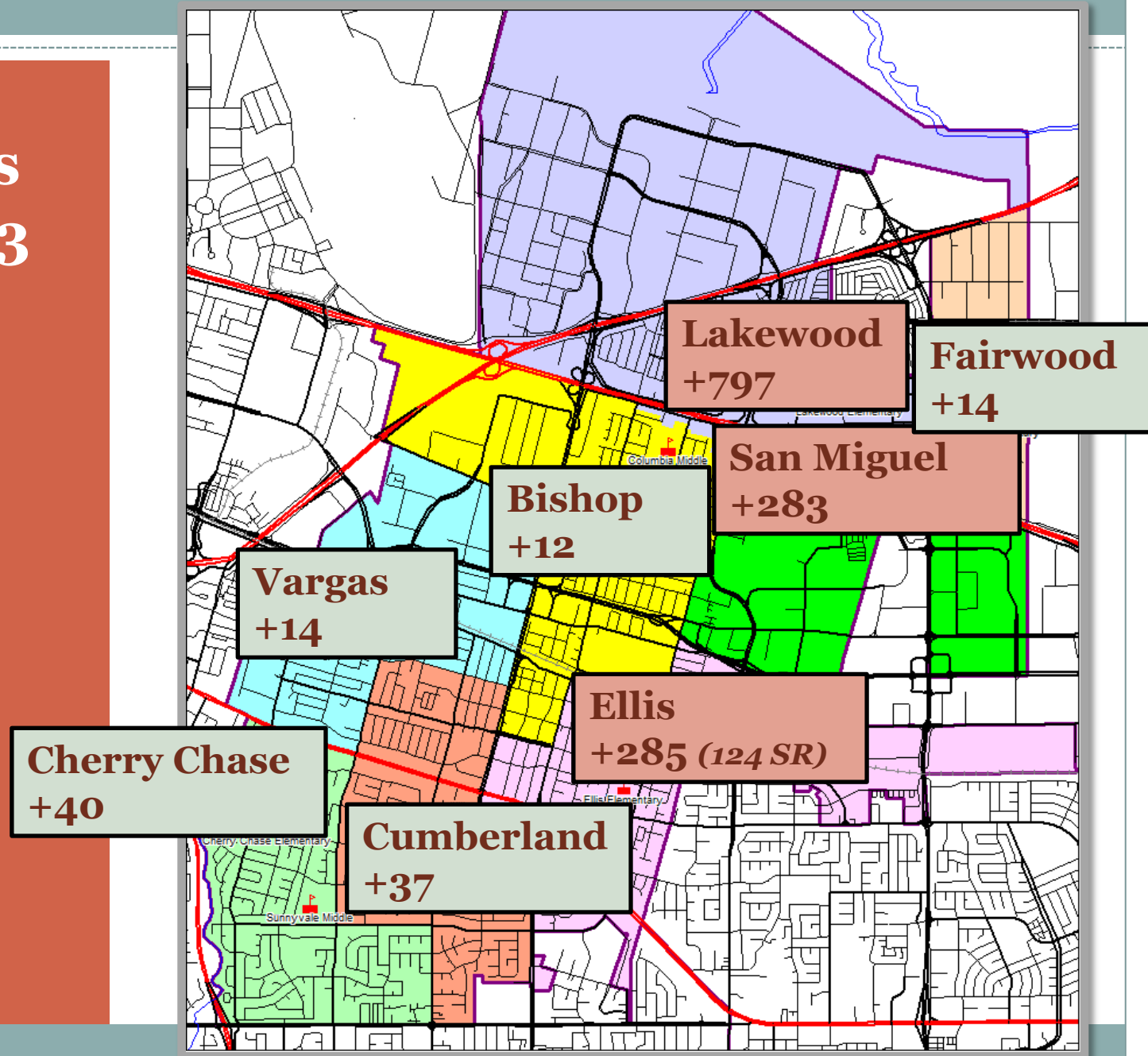


# 2006-2013 CHANGES BY SCHOOL



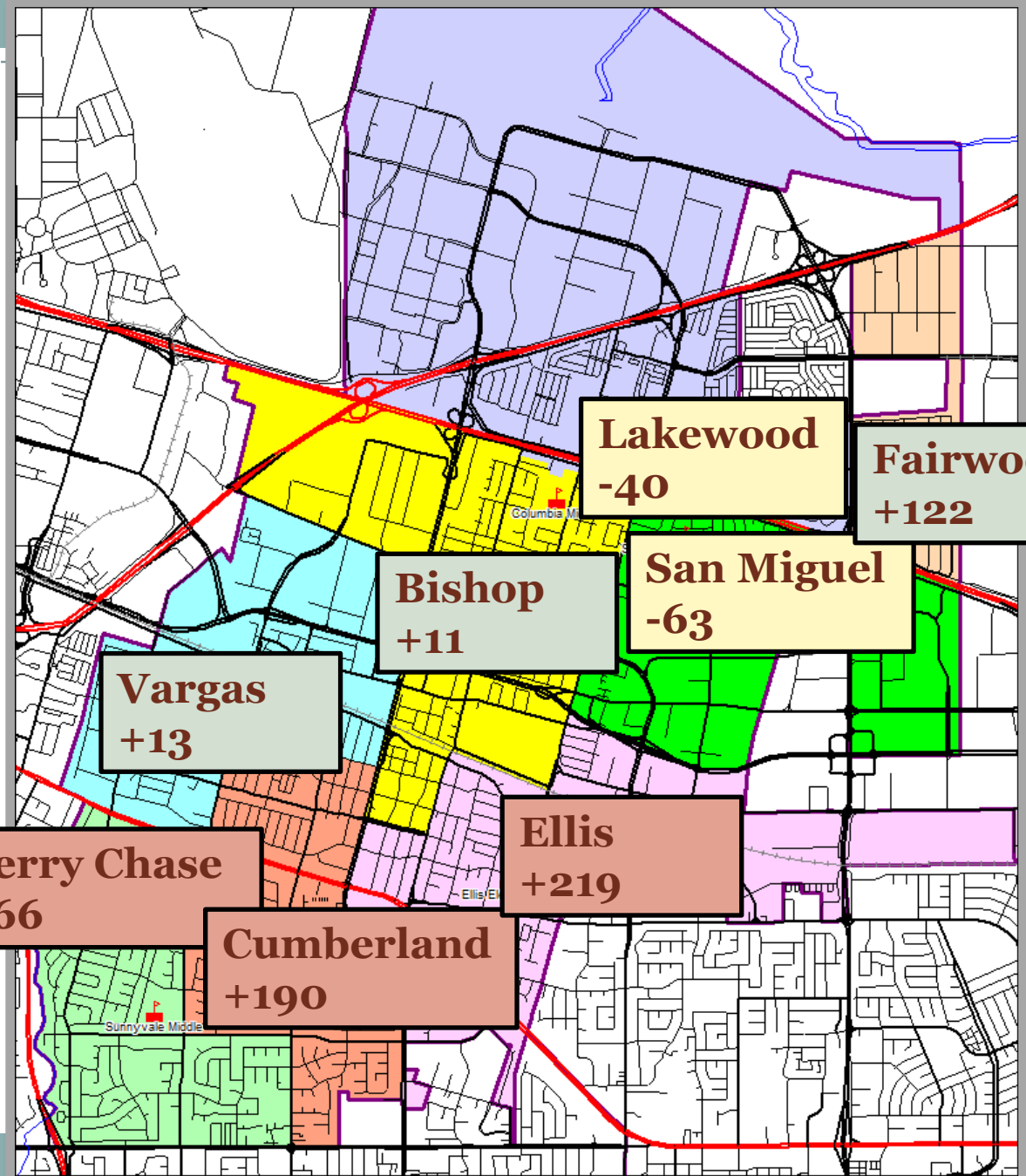
	New Units	Δ Enrollment
Cherry Chase	40	266
Cumberland	37	190
Ellis	285	219
Vargas	14	13
Sunnyvale	<b>377</b>	<b>239</b>
Bishop	12	11
Fairwood	0	122
Lakewood	797	-40
San Miguel	283	-63
Columbia	<b>1091</b>	<b>-151</b>

# New Units 2006-2013



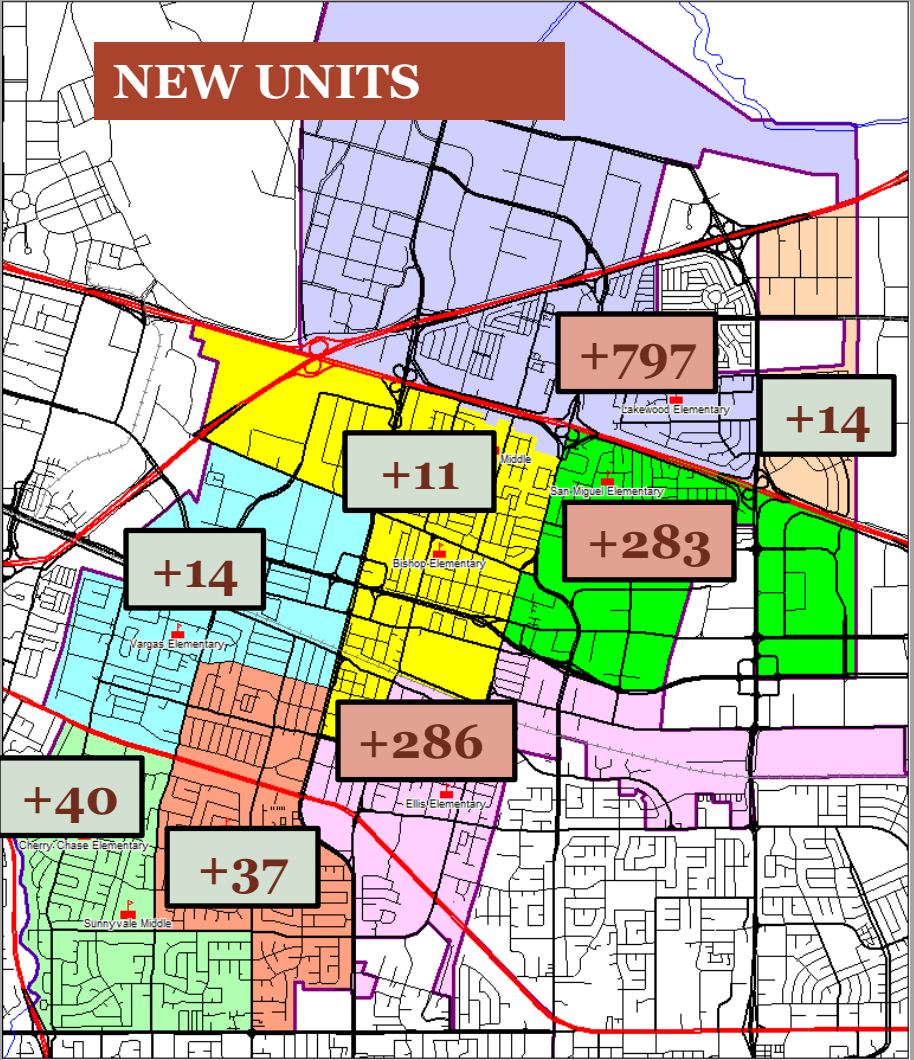


# Change in Enrollment 2006-2013

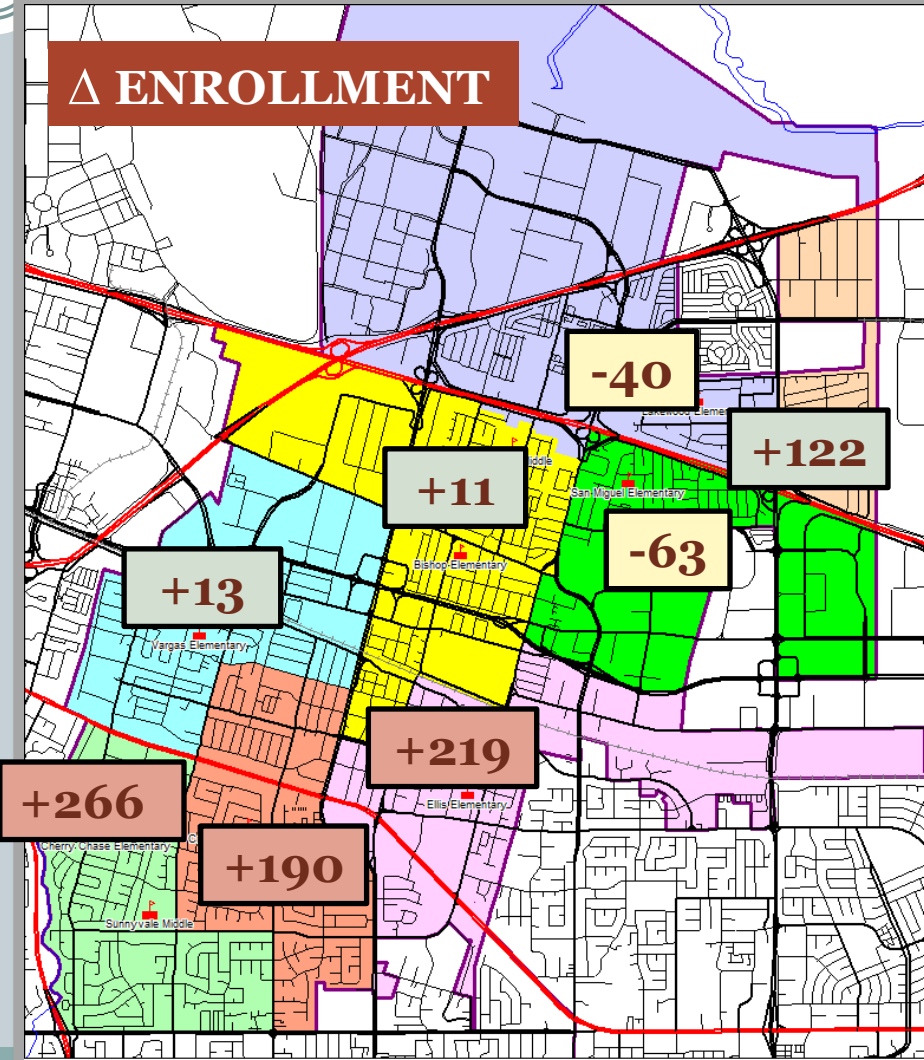


# HOUSING UNITS & ENROLLMENT

## NEW UNITS



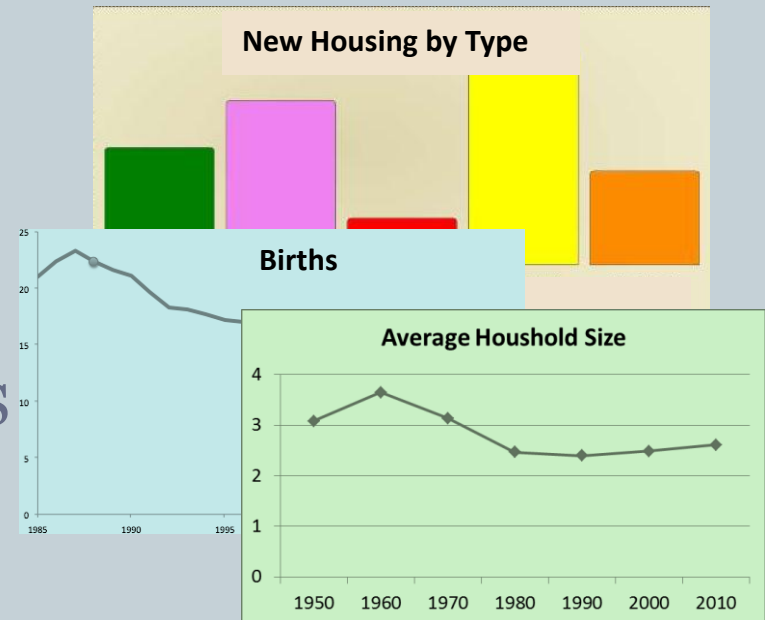
## Δ ENROLLMENT



# ESTIMATING STUDENT GENERATION



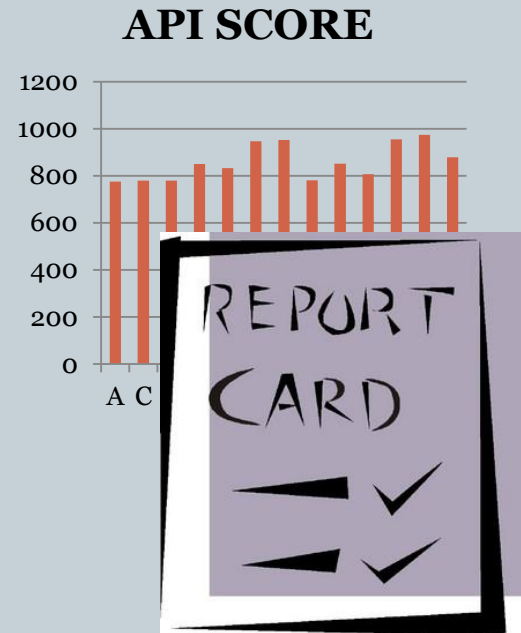
- **NOT A STANDARD FORMULA**
  - NEW CONSTRUCTION
  - BIRTH DATA
  - AGE OF STUDENTS
  - AGE & TYPE OF HOUSING
  - LENGTH OF RESIDENCE
  - IN-MIGRATION
  - OTHER DEMOGRAPHIC TRENDS



# FACTORS AFFECTING ENROLLMENT



- **TYPE OF HOUSING**
  - URBAN APARTMENTS VS. SUBURBAN APARTMENTS
  - SINGLE-FAMILY HOMES VS. TOWNHOMES
- **REPUTATION OF SCHOOLS\***
- **PRIVATE SCHOOL OPTIONS**
  - LOCATION
  - COST



# SUNNYVALE SCHOOL DISTRICT

## January 2015



### Elementary (8)

### Middle Schools (2)

School	Enrollment (January 2015)
Bishop	640
Cherry Chase	876
Cumberland	740
Ellis	828
Fairwood	447
Lakewood	465
San Miguel	404
Vargas	544

School	Enrollment
Columbia	731
Sunnyvale	1140

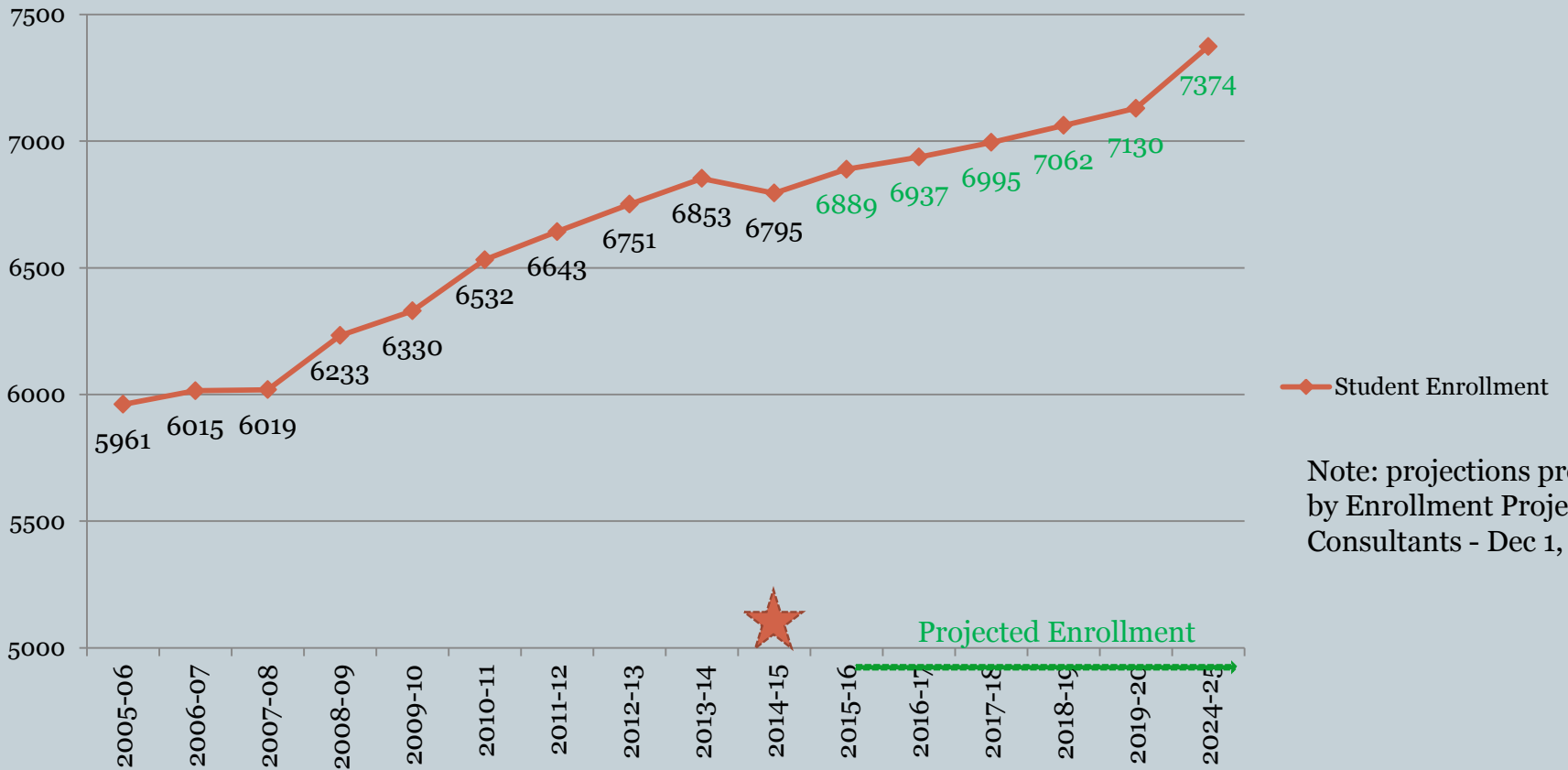
### Preschools

School	Enrollment
Preschools	171

# ENROLLMENT GROWTH



## Student Enrollment



Note: projections provided by Enrollment Projection Consultants - Dec 1, 2014

# Southern Sunnyvale Room Additions

Since 2004 the District has opened 47 new classrooms District wide



**CHERRY CHASE**  
ELEMENTARY SCHOOL

10 classrooms  
student restrooms



**CUMBERLAND**  
ELEMENTARY SCHOOL

7 classrooms  
student restrooms



**ELLIS**  
ELEMENTARY SCHOOL

11 classrooms,  
new program rooms  
student restrooms



**SUNNYVALE**  
MIDDLE SCHOOL

RESPECT, RESPONSIBILITY, RIGHT CHOICES

6 classrooms  
student & staff restrooms



**VARGAS**  
ELEMENTARY  
SCHOOL

4 classrooms

# MEASURE “P” COMPLETED:



## The Modernization of:

- ✓ 163 Classrooms
- ✓ 56 Restrooms
- ✓ 4 Multi-use Buildings  
w/kitchens
- ✓ 3 Computer labs
- ✓ 2 Offices
- ✓ 2 Libraries

## The Expansion of:

- ✓ 4 Parking areas
- ✓ 3 Playgrounds
- ✓ 3 staff lounges
- ✓ 1 Library

## The Construction of:

- ✓ 47 Classrooms
- ✓ 50 Restrooms
- ✓ 17 Play structures
- ✓ 17 Program Rooms
- ✓ 5 Computer Labs
- ✓ 5 Offices
- ✓ 4 Libraries
- ✓ 3 Multi-use Buildings  
w/kitchens
- ✓ 3 Computer labs
- ✓ 3 Student Drop Off Areas
- ✓ 3 Staff Lounges



# CITY / DISTRICT PARTNERSHIPS



- **ON-GOING COMMUNICATION:**
  - Residential Development Applications
  - General Plan Amendments to Add Housing
  - Joint Use of Open Space
  - Columbia Neighborhood Center
  - Council / School Board Meetings
- **ANNUAL REVIEW**
  - Demographer
  - School Board
  - Balanced Growth Profile
- **LONG-RANGE PLANNING**
  - 2005 School Facility Needs Study

# CONCLUSIONS/NEXT STEPS



- **DEVELOPMENT AND ENROLLMENT**
  - CHANGE OVER TIME
  - AFFECTED BY ECONOMIC CYCLES
  - CITY, SCHOOL AND DISTRICT REPUTATIONS
  - SCHOOLS IN SUNNYVALE ARE IN HIGH DEMAND
- **PROACTIVE ENROLLMENT PLANNING**
  - DYNAMIC
  - MULTI-LAYER AND COMPLEX
- **UPDATE SCHOOL FACILITY NEEDS STUDY**
  - 2015-2016

# QUESTIONS/COMMENTS