

**CLIMATE ACTION PLAYBOOK**  
**COMPILATION OF FEEDBACK FROM**  
**PUBLIC REVIEW**

**March-April 2019**

## TABLE OF CONTENTS

Summary of Feedback from Public Review	3
Open City Hall Survey Responses	13
Written Comments from Open City Hall Surveys	34
Notes from Meetings	63
<i>Notes from Community Meeting</i>	64
<i>Notes from Focus Group: Developer Outreach Meeting</i>	78
<i>Notes from Focus Group: Business Outreach Meeting</i>	89
<i>Notes from Informal Meeting at the Rotary Club</i>	100
<i>Notes from Informal Meeting at the Unitarian Universalist Fellowship of Sunnyvale</i>	101

## SUMMARY OF FEEDBACK FROM PUBLIC REVIEW

The Draft Climate Action Playbook was made available for public review on March 11, 2019 and feedback was collected through April 28, 2019. The document was posted online on the City's website at [bit.ly/sunnyvaleplaybook](http://bit.ly/sunnyvaleplaybook), and hard copies were made available at City locations, including the Library and City Hall. Feedback was collected through these main methods:

1. Survey (administered online, via fillable PDFs, and hard copy)
2. Public Meetings
3. Informal meetings (i.e., presentations at meetings not organized by the City)

### ***Online Survey***

The online survey administered was a two part survey, where Part 1 included questions to gather feedback on the pathway to the 2050 target and Part 2 included questions to gather feedback for respondents who wished to delve deeper into the Game Plan 2022 (Next Moves for implementation in the next three years). The paper survey only included questions from Part 1, as it was designed to be shorter and gather feedback from audiences at events where respondents likely did not have the time to respond to both parts.

### ***Public Meetings***

During March and April, the following public meetings were held:

- CAP 2.0 Advisory Committee (CAC) Meeting
- General community meeting (open to all members of the public)
- Focus groups:
  - Businesses
  - Developers
- Joint Info Study Session for 3 Commissions (Sustainability, Planning, and Bicycle and Pedestrian)

### ***Informal Meetings***

Staff also presented the Playbook in informal meetings (i.e., not organized by the City), namely a service at the Universalist Unitarian Fellowship of Sunnyvale and a meeting of the Rotary Club.

These meetings were designed with the following interactive elements to gather feedback:

- **Live polling** using software that allowed meeting attendees to participate in a real-time poll using their mobile device; live polling was used to gather information on opinions of the overall Playbook, targets, and the Plays. This approach was used at the community meetings except the CAC meeting.
- **Dot voting exercise**, in which meeting participants were provided with two colors of dots that they could place next to "Next Moves" on poster displays to indicate those that they were most excited about or most concerned about (i.e., those Moves they recommend removing from the Playbook). This approach was used at all community meetings.
- **Show of hands poll**, in which meeting participants were asked to raise their hand to vote on multiple choice questions, similar to those asked in the Live Polling. This approach was used at the Informal Meetings where time was limited.

The following pages summarize the findings in charts and graphs. A full compilation of all raw data from the public review process is begins on page 13.

## Community Engagement Summary

**Table 1. Meeting Participation**

Public Meetings	Attendees $\pm$	Participants by Poll Type		
		Live Poll	Dots	Informal
CAP 2.0 Advisory Committee (CAC)	18	-	9	-
Community	17	12	17*	-
Joint Info Study Session for 3 Commissions	24	20	24*	-
Focus Group: Developer	3	3	3	-
Focus Group: Business	4	4	3	-
Informal Meeting: Unitarian Universalist Fellowship	27	-	-	27
Informal Meeting: Rotary Club	26	-	-	26
<b>TOTAL</b>	<b>119</b>	<b>39</b>	<b>56</b>	<b>53</b>

*\*Indicates estimated number of participants, as attendees may have left early or arrived late*

*$\pm$  The total number of attendees represents the number of individuals that attended across all meetings, without distinguishing community members that may have attended more than one meeting.*

**Table 2. Survey Responses**

Surveys	Responses
Online	125
PDF	6
Hard Copy	21
<b>TOTAL</b>	<b>152</b>

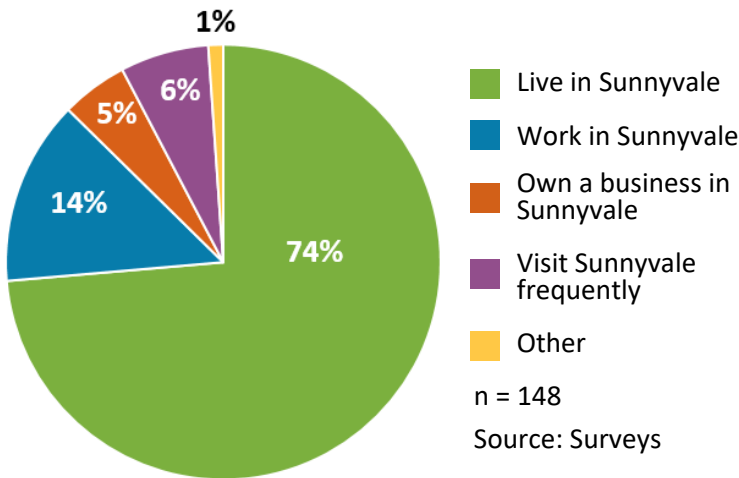
**Table 3. Outreach Summary**

Events	Number of People Reached
Google	205
Juniper	70
Farmer's Market	91
Mobile Farmer's Market	20
Home Buyers	12
Fit N Fun	211
Senior Center	1
<b>TOTAL</b>	<b>610</b>

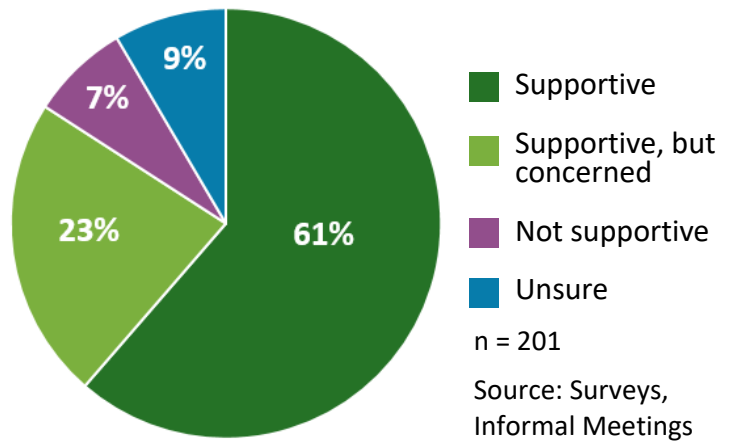
## Public Review Feedback Overview

The following figures and tables summarize the data gathered during the public review process from 152 survey respondents and 119 meeting attendees. For each figure and table, a sample size or n number is provided. Note that this n number reflects the number of individuals responding to that specific question. As not all survey respondents or meeting attendees responded to every question, the n number varies across the figures and tables provided below.

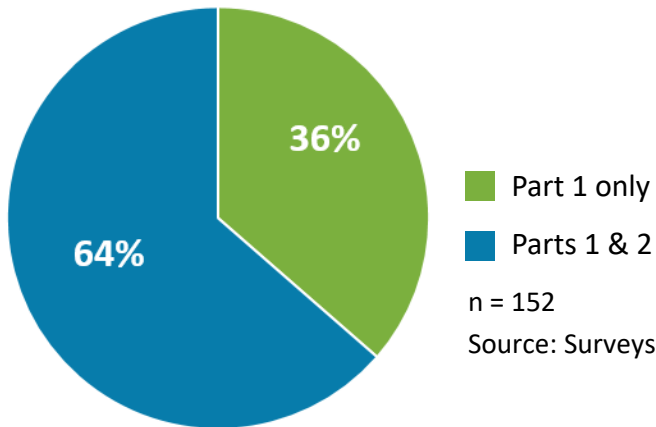
**Figure 1. Survey Respondents**



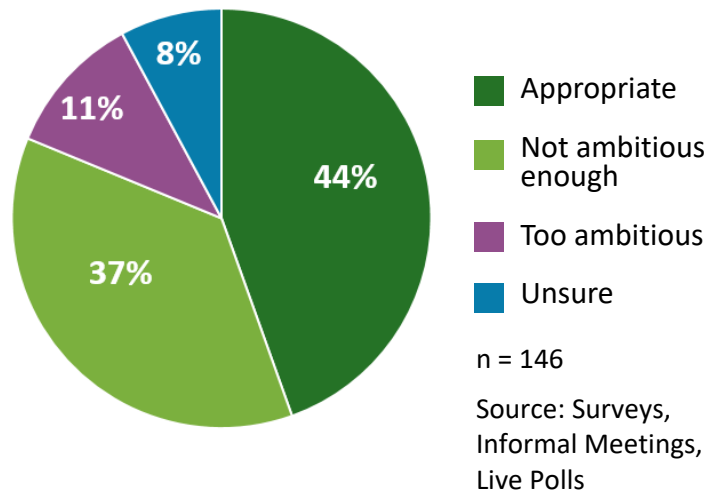
**Figure 2. Opinion of Local Climate Action**



**Figure 3. Survey Completion**



**Figure 4. Opinion on Sunnyvale's Proposed 2050 Target**



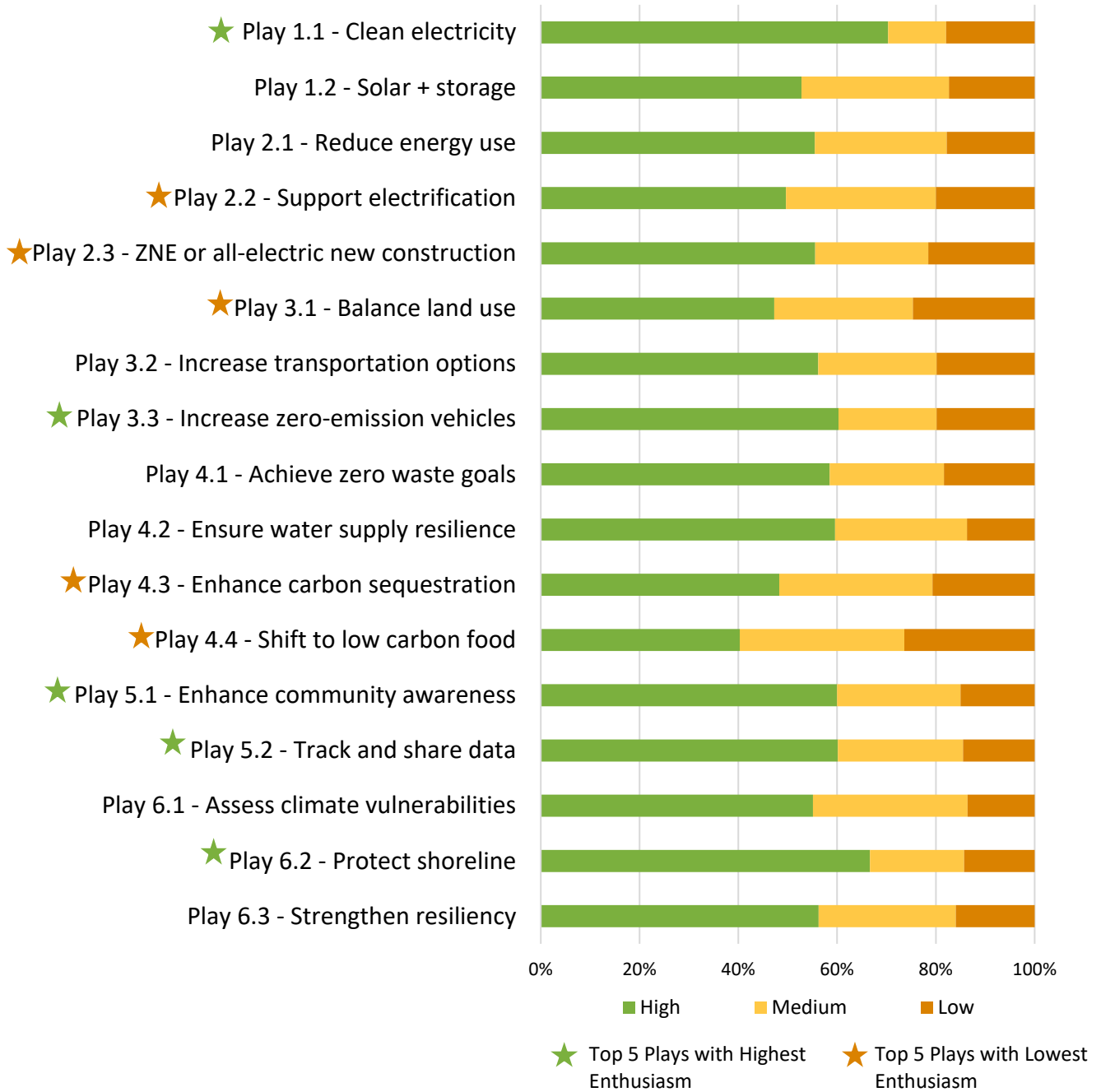
## Feedback on Plays

Table 4. Play Ratings Overview

Plays		No. of Votes from Surveys			No. of Votes from Live Polls	
		n = 152			n = 39	
		High	Medium	Low	Excited	Remove
	Play 1.1 - Promote 100% clean electricity	102	17	26	13	0
	Play 1.2 - Increase distributed solar photovoltaics and storage	76	43	25	14	0
	Play 2.1 - Reduce energy consumption in existing buildings	81	39	26	19	0
	Play 2.2 - Support electrification of existing buildings	72	44	29	21	0
↔	Play 2.3 - Zero Net Energy and all-electric new construction	80	33	31	19	1
	Play 3.1 - Balance land use supply and enhance urban form	69	41	36	11	1
	Play 3.2 - Increase transportation options and support shared mobility	82	35	29	30	0
↔	Play 3.3 - Increase zero-emission vehicles	88	29	29	12	2
	Play 4.1 - Achieve zero waste goals	86	34	27	9	0
	Play 4.2 - Ensure resilience of water supply	87	39	20	10	0
	Play 4.3 - Enhance natural carbon sequestration capacity	70	45	30	10	1
↓	Play 4.4 - Shift to low carbon food	58	48	38	9	7
	Play 5.1 - Enhance community awareness and engagement	84	35	21	20	0
	Play 5.2 - Track and share data and tools	83	35	20	13	1
	Play 6.1 - Assess climate vulnerabilities for Sunnyvale	81	46	20	9	0
	Play 6.2 - Protect shoreline area from sea level rise and coastal flooding	98	28	21	11	1
	Play 6.3 - Strengthen community resiliency	81	40	23	7	1

■ Top 5 Highest Enthusiasm    
 ■ Top 4 Lowest Enthusiasm    
 ■ Top 5 Most Excited About    
 ■ Top 2 Least Excited About/ Remove  
↔ Top Plays with Mixed Feedback    
↓ Top Plays with Lowest Enthusiasm/Remove

**Figure 5. Enthusiasm Ratings of Plays**

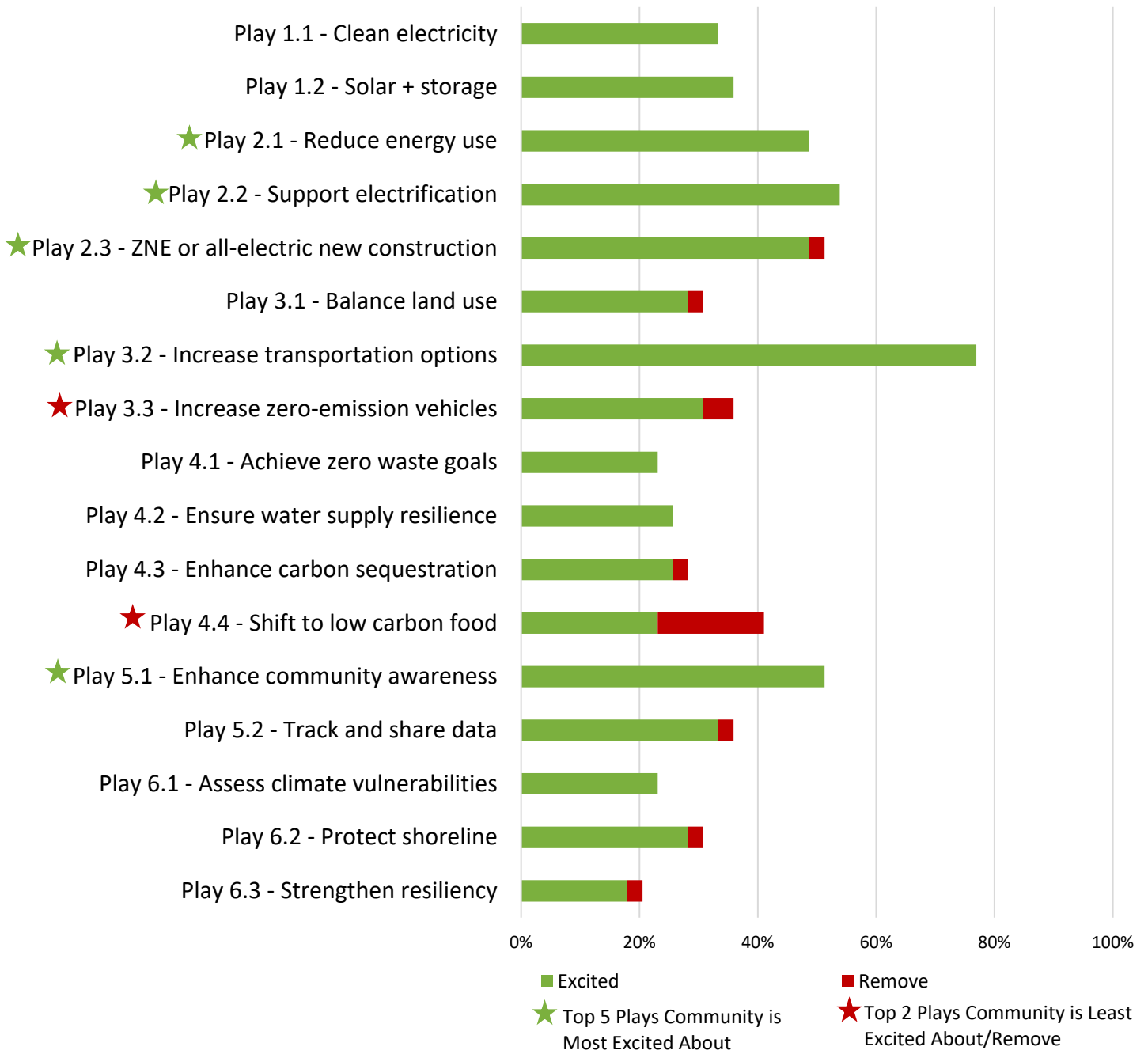


n = 152

Source: Surveys

*Note: The above chart use percentages to rank the Plays. In contrast, Table 4 uses absolute values to rank the Plays. For this reason, the Play rankings in the above chart may not exactly match those presented in Table 4.*

**Figure 6. Excited vs. Remove Ratings of Plays**












n = 39  
Source: Live Polls



Feedback on Moves

Table 5. Move Ratings Overview

Moves		No. of Votes from Surveys n = 96			No. of Votes from Dot Voting n = 56	
		High	Medium	Low	Excited	Remove
			Move 1.A - Support SVCE's programs	69	12	12
	Move 1.B - Target direct access customers	64	15	14	14	4
	Move 1.C - Promote solar + storage	67	13	14	23	1
	Move 2.A - Research energy benchmarking	52	24	13	18	0
	Move 2.B - Advocate energy efficiency <u>pgms</u>	37	30	22	1	3
	Move 2.C - Accelerate adoption of heat pumps	50	26	16	21	0
	Move 2.D - Electrify municipal buildings	65	14	15	11	0
	Move 2.E - Streamline building electrification	57	20	14	16	1
	Move 2.F - Investigate Utility Use Tax	48	23	22	24	0
	Move 2.G - Implement Green Building Pgm	62	20	9	14	1
	Move 2.H - Research solar ordinance	51	24	18	13	8
	Move 3.A - Plan for more housing	47	26	19	23	6
	Move 3.B - Identify parking strategies	38	20	32	21	4
	Move 3.C - Enhance TDM Pgm	41	26	23	11	0
	Move 3.D - Improve transit service	61	16	14	16	0
	Move 3.E - Update Bike, Ped, Safe Routes Plan	69	10	13	24	0
	Move 3.F - Pilot bike/scooter <u>pgms</u>	36	28	26	4	1
	Move 3.G - Pilot Peery Park shuttle	34	31	24	7	2
	Move 3.H - Develop rideshare design standards	34	28	28	5	7
	Move 3.I - Monitor autonomous vehicles	27	33	31	7	3
	Move 3.J - Develop community EV plan	55	14	20	15	0
	Move 3.K - Incentivize EV adoption	52	18	21	12	0
	Move 3.L - Electrify municipal fleet	56	18	16	11	0







-  Top 10 Highest Enthusiasm
-  Top 11 Most Excited
-  Top Moves with Highest Enthusiasm/Excitement
-  Top 10 Lowest Enthusiasm
-  Top 8 Least Excited About/Remove
-  Top Moves with Lowest Enthusiasm/Remove
-  Top Moves with Mixed Feedback

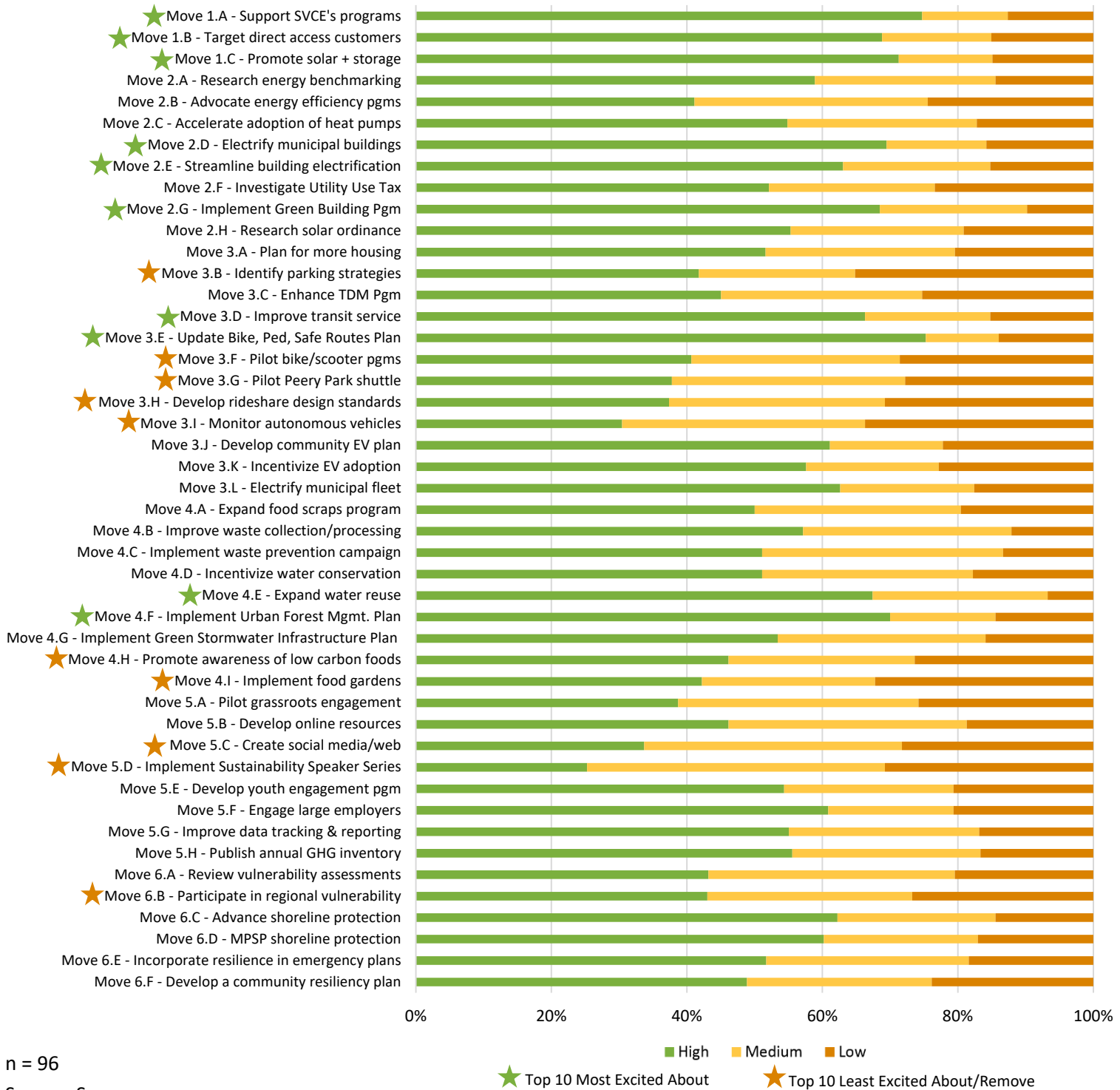
Table 5 is continued on next page...

Table 5. Move Ratings Overview (continued)

Moves		No. of Votes from Surveys			No. of Votes from Dot Voting	
		n = 96			n = 56	
		High	Medium	Low	Excited	Remove
	Move 4.A - Expand food scraps program	45	28	18	10	5
	Move 4.B - Improve waste collection/processing	50	29	11	9	0
	Move 4.C - Implement waste prevention campaign	45	32	12	7	2
	Move 4.D - Incentivize water conservation	45	28	16	11	0
	Move 4.E - Expand water reuse	59	23	6	12	1
	Move 4.F - Implement Urban Forest Mgmt. Plan	63	13	13	14	1
	Move 4.G - Implement Green Stormwater Infrastructure Plan	46	27	14	4	2
↓	Move 4.H - Promote awareness of low carbon foods	42	24	24	10	6
↓	Move 4.I - Implement food gardens	38	23	28	5	7
	Move 5.A - Pilot grassroots engagement	35	33	24	11	1
	Move 5.B - Develop online resources	42	31	17	7	1
	Move 5.C - Create social media/web	31	34	26	6	2
	Move 5.D - Implement Sustainability Speaker Series	22	40	28	6	1
	Move 5.E - Develop youth engagement pgm	50	22	19	8	0
	Move 5.F - Engage large employers	55	17	19	16	2
	Move 5.G - Improve data tracking & reporting	48	25	15	6	1
	Move 5.H - Publish annual GHG inventory	49	25	15	5	0
	Move 6.A - Review vulnerability assessments	38	31	18	1	0
	Move 6.B - Participate in regional vulnerability	36	26	23	4	0
	Move 6.C - Advance shoreline protection	55	21	13	8	0
	Move 6.D - MPSP shoreline protection	52	20	15	8	0
	Move 6.E - Incorporate resilience in emergency plans	45	25	16	7	0
	Move 6.F - Develop a community resiliency plan	43	24	20	8	3

- Top 10 Highest Enthusiasm
- Top 11 Most Excited
- ↑ Top Moves with Highest Enthusiasm/Excitement
- Top 10 Lowest Enthusiasm
- Top 8 Least Excited About/Remove
- ↓ Top Moves with Lowest Enthusiasm/Remove
- ↔ Top Moves with Mixed Feedback

Figure 7. Enthusiasm Ratings of Moves

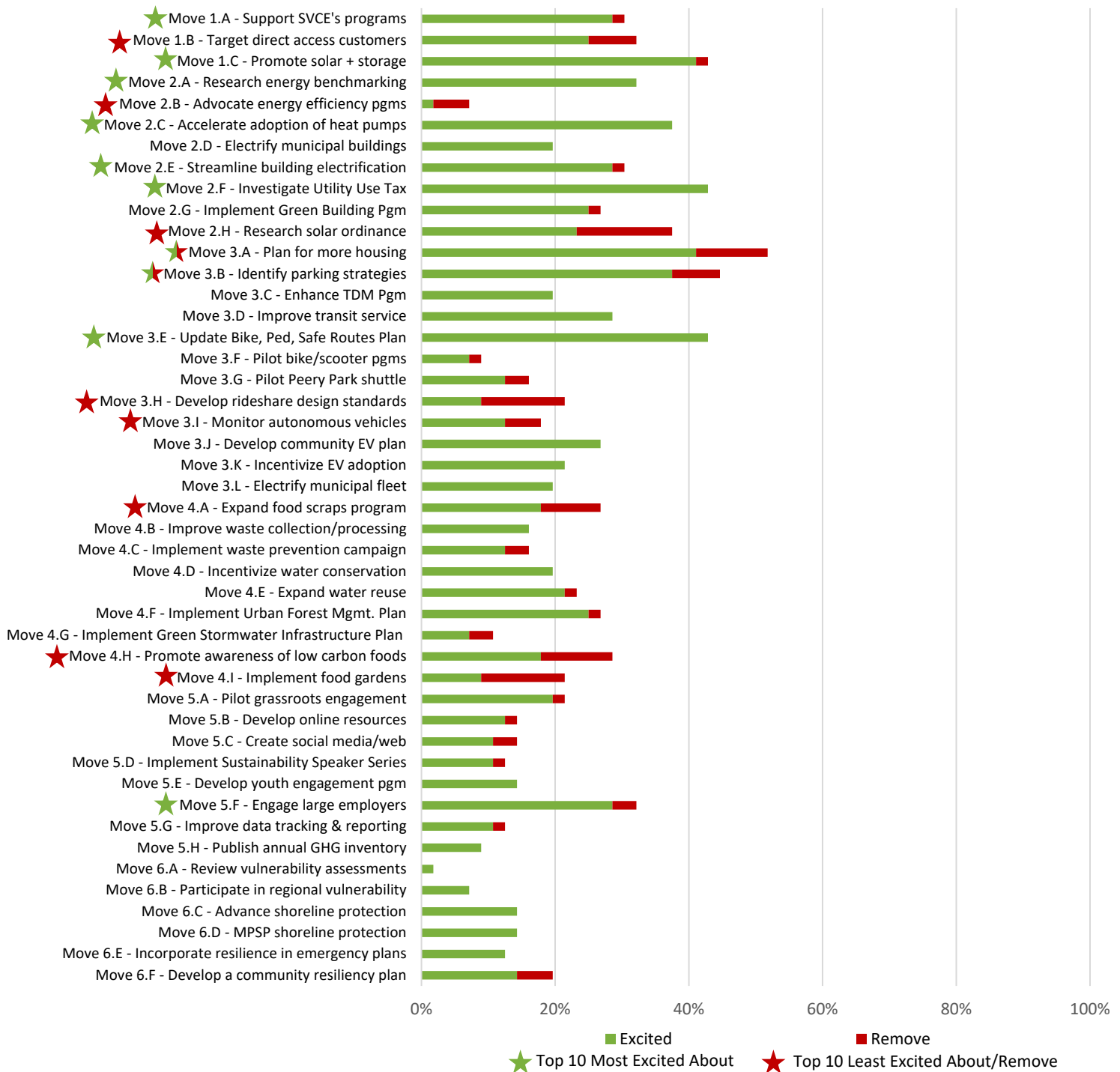


n = 96

Source: Surveys

Note: The above chart use percentages to rank the Moves. In contrast, Table 5 uses absolute values to rank the Moves. For this reason, the Move rankings in the above chart may not exactly match those presented in Table 5.

Figure 8. Excited vs. Remove Move Ratings



n = 56

Source: Dot Voting

**Climate Action Playbook**

Gear up for game day with Sunnyvale's Climate Action Playbook!

## Open City Hall Summary of Reponses

**As of May 22, 2019, 2:06 PM, this forum had:**

Attendees: 262  
 Responses: 152  
 Hours of Public Comment: 7.6

**Topic Start**


March 11, 2019, 4:30 PM

**Topic End**

April 28, 2019, 11:59 AM

## QUESTION 1

**1. Tell us about yourself. (Please check all that apply.)**

		<b>%</b>	<b>Count</b>
I live in Sunnyvale.		90.5%	134
I work in Sunnyvale.		16.9%	25
I own a business in Sunnyvale.		6.1%	9
I frequently visit Sunnyvale.		8.1%	12
Other		3.4%	5

## QUESTION 2

**2. What do you think about the City's current efforts to address climate change locally?**

		<b>%</b>	<b>Count</b>
I am supportive		52.7%	78
I am supportive, but have concerns		27.7%	41
I am not supportive		9.5%	14
Unsure		10.1%	15

**Climate Action Playbook**

Gear up for game day with Sunnyvale's Climate Action Playbook!

QUESTION 3

**Any additional comments about the City's efforts to address climate change?**

Answered	52
Skipped	100

QUESTION 4

**3. What do you think of Sunnyvale's proposal to meet the State's long-term target of reducing emissions 80% below 1990 levels by 2050 (carbon neutrality)?**

		%	Count
Target is not ambitious enough		36.3%	53
Target is appropriate		41.8%	61
Target is too ambitious		16.4%	24
Unsure		5.5%	8

QUESTION 5

**Any additional comments on the City's proposed long term target?**

Answered	42
Skipped	110

QUESTION 6

**4a. How would you rate your enthusiasm for the Plays in Strategy 1?**

**Play 1.1**

		%	Count
High		69.7%	101
Medium		12.4%	18

**Climate Action Playbook**

Gear up for game day with Sunnyvale's Climate Action Playbook!

		<b>%</b>	<b>Count</b>
Low		17.9%	26

**Play 1.2**

		<b>%</b>	<b>Count</b>
High		52.4%	76
Medium		29.7%	43
Low		17.2%	25

QUESTION 7

**4b. How would you rate your enthusiasm for the Plays in Strategy 2?**

**Play 2.1**

		<b>%</b>	<b>Count</b>
High		55.5%	81
Medium		26.7%	39
Low		17.8%	26

**Play 2.2**

		<b>%</b>	<b>Count</b>
High		49.3%	72
Medium		30.1%	44
Low		19.9%	29

**Play 2.3**

**Climate Action Playbook**

Gear up for game day with Sunnyvale's Climate Action Playbook!

		<b>%</b>	<b>Count</b>
High		55.5%	81
Medium		21.9%	32
Low		21.2%	31

QUESTION 8

**4c. How would you rate your enthusiasm for the Plays in Strategy 3?**

**Play 3.1**

		<b>%</b>	<b>Count</b>
High		47.3%	69
Medium		28.1%	41
Low		24.7%	36

**Play 3.2**

		<b>%</b>	<b>Count</b>
High		55.5%	81
Medium		24.7%	36
Low		19.9%	29

**Play 3.3**

		<b>%</b>	<b>Count</b>
High		60.3%	88
Medium		19.9%	29
Low		19.9%	29



**Climate Action Playbook**

Gear up for game day with Sunnyvale's Climate Action Playbook!

QUESTION 9

**4d. How would you rate your enthusiasm on the Plays for Strategy 4?**

**Play 4.1**

		<b>%</b>	<b>Count</b>
High		57.8%	85
Medium		23.8%	35
Low		18.4%	27

**Play 4.2**

		<b>%</b>	<b>Count</b>
High		59.2%	87
Medium		26.5%	39
Low		13.6%	20

**Play 4.3**

		<b>%</b>	<b>Count</b>
High		47.6%	70
Medium		30.6%	45
Low		20.4%	30

**Play 4.4**

		<b>%</b>	<b>Count</b>
High		39.5%	58
Medium		32.7%	48
Low		25.9%	38

**Climate Action Playbook**

Gear up for game day with Sunnyvale's Climate Action Playbook!

QUESTION 10

**4e. How would you rate your enthusiasm for the Plays in Strategy 5?**

**Play 5.1**

		<b>%</b>	<b>Count</b>
High		60.0%	84
Medium		25.0%	35
Low		15.0%	21

**Play 5.2**

		<b>%</b>	<b>Count</b>
High		59.3%	83
Medium		25.0%	35
Low		14.3%	20

QUESTION 11

**4f. How would you rate your enthusiasm for the Plays in Strategy 6?**

**Play 6.1**



		<b>%</b>	<b>Count</b>
High		55.8%	82
Medium		30.6%	45
Low		13.6%	20

**Play 6.2**

		<b>%</b>	<b>Count</b>
High		66.0%	97

**Climate Action Playbook**

Gear up for game day with Sunnyvale's Climate Action Playbook!

		%	Count
Medium		19.7%	29
Low		14.3%	21

**Play 6.3**

		%	Count
High		55.1%	81
Medium		27.2%	40
Low		15.6%	23

QUESTION 12

**5. Are there any other Plays that you think are missing from the Draft Playbook?**

Answered	45
Skipped	107

QUESTION 13

**Any additional comments on the Plays?**

Answered	49
Skipped	103

QUESTION 14

**6. This concludes Part 1 of the survey. Thank you for your input. Would you like to go to Part 2 to provide more feedback on the Playbook?**

		%	Count
Yes. Please take me to Part 2 to provide more feedback.		63.4%	90

**Climate Action Playbook**

Gear up for game day with Sunnyvale's Climate Action Playbook!

		%	Count
No thanks. I don't want to provide more feedback.		36.6%	52

QUESTION 15

**If you are not continuing the survey, is there anything else you want to add about the Draft Playbook?**

Answered	20
Skipped	132

QUESTION 16

**7. How would you rate your enthusiasm for the Moves in Strategy 1?**

**Move 1.A – Continue to support and steer Silicon Valley Clean Energy (SVCE) in providing clean power and decarbonization programs.**

		%	Count
High		74.7%	71
Medium		12.6%	12
Low		12.6%	12

**Move 1.B – Collaborate with SVCE to target direct access customers to shift to 100% clean electricity.**

		%	Count
High		67.4%	64
Medium		15.8%	15
Low		14.7%	14

**Move 1.C – Collaborate with SVCE to evaluate opportunities for energy storage to maximize utilization of local solar supply.**

**Climate Action Playbook**

Gear up for game day with Sunnyvale's Climate Action Playbook!

		%	Count
High		70.5%	67
Medium		13.7%	13
Low		14.7%	14

QUESTION 17

**Any additional comments on the Moves in Strategy 1?**

Answered	20
Skipped	132

QUESTION 18

**8. How would you rate your enthusiasm for the Moves in Strategy 2?**

**Move 2.A – Research energy disclosure and energy benchmarking requirements for commercial and multi-family residential buildings to encourage property owners and managers to invest in energy efficiency upgrades and building information systems.**

		%	Count
High		55.8%	53
Medium		25.3%	24
Low		13.7%	13

**Move 2.B – Advocate to regional providers of energy efficiency programs (such as Bay Area Regional Energy Network or BayREN, Silicon Valley Energy Watch or SVEW) that their offerings are more aggressively promoted to Sunnyvale residents and businesses.**

		%	Count
High		37.9%	36
Medium		33.7%	32

**Climate Action Playbook**

Gear up for game day with Sunnyvale's Climate Action Playbook!

		%	Count
Low		23.2%	22

**Move 2.C – Develop a program to accelerate the adoption of heat pump water heaters and space heaters.**

		%	Count
High		53.7%	51
Medium		27.4%	26
Low		16.8%	16

**Move 2.D – Electrify municipal buildings upon rebuild or significant remodel, including the Civic Center.**

		%	Count
High		69.5%	66
Medium		14.7%	14
Low		15.8%	15

**Move 2.E – Evaluate code and permitting processes to streamline building electrification.**

		%	Count
High		61.1%	58
Medium		21.1%	20
Low		14.7%	14

**Move 2.F – Investigate the potential for implementing a differential Utility Use Tax that is at least revenue neutral, such that local taxes on electricity are lower than on natural gas, to incentivize electrification.**

		%	Count
High		52.6%	50
Medium		23.2%	22

**Climate Action Playbook**

Gear up for game day with Sunnyvale's Climate Action Playbook!

		%	Count
Low		23.2%	22

**Move 2.G – Continue to incentivize energy efficient and high performance buildings through the Green Building Program updates.**

		%	Count
High		66.3%	63
Medium		21.1%	20
Low		9.5%	9

**Move 2.H – Research a mandatory solar roof ordinance for new commercial developments.**

		%	Count
High		54.7%	52
Medium		25.3%	24
Low		18.9%	18

QUESTION 19

**Any additional comments on the Moves in Strategy 2?**

Answered	28
Skipped	124

QUESTION 20

**9. How would you rate your enthusiasm for the Moves in Strategy 3?**

**Move 3.A – Plan for additional housing, with the goal of diverse housing, to reduce long-distance commutes.**

		%	Count
High		51.6%	48

**Climate Action Playbook**

Gear up for game day with Sunnyvale's Climate Action Playbook!

		%	Count
Medium		28.0%	26
Low		20.4%	19

**Move 3.B – Identify areas that are most appropriate for parking strategies that discourage vehicle use, such as pricing, time limits and supply reductions.**

		%	Count
High		40.9%	38
Medium		22.6%	21
Low		34.4%	32

**Move 3.C – Enhance City Transportation Demand Management (TDM) program implementation and monitoring to facilitate further reductions in single-occupant automobile trips, citywide.**

		%	Count
High		44.1%	41
Medium		29.0%	27
Low		24.7%	23

**Move 3.D – Advocate that regional service providers implement high quality transit service and a robust set of first- and last-mile strategies in over two-thirds of the cross-city corridors.**

		%	Count
High		64.5%	60
Medium		19.4%	18
Low		15.1%	14

**Move 3.E – Update and implement the Integrated Bicycle, Pedestrian and Safe Routes to School Plan to achieve a connected, safe and active network.**



**Climate Action Playbook**

Gear up for game day with Sunnyvale's Climate Action Playbook!

		<b>%</b>	<b>Count</b>
High		75.3%	70
Medium		10.8%	10
Low		14.0%	13

**Move 3.F – Pilot and evaluate shared bicycle and scooter programs.**

		<b>%</b>	<b>Count</b>
High		39.8%	37
Medium		30.1%	28
Low		28.0%	26

**Move 3.G – Pilot shuttle service in Peery Park and consider options for expansion of a similar service in other areas undergoing redevelopment.**

		<b>%</b>	<b>Count</b>
High		36.6%	34
Medium		33.3%	31
Low		26.9%	25

**Move 3.H – Develop design standards for streets and parking lots to accommodate increased pick-up and drop-off for rideshare passengers and apply as appropriate.**

		<b>%</b>	<b>Count</b>
High		36.6%	34
Medium		31.2%	29
Low		30.1%	28

**Move 3.I – Monitor autonomous vehicle testing and deployment to inform proactive policy.**

**Climate Action Playbook**

Gear up for game day with Sunnyvale's Climate Action Playbook!



**Move 3.J – Develop a Community Electric Vehicle Readiness and Infrastructure Plan.**



**Move 3.K – Promote and seek incentives for community adoption of electric vehicles.**



**Move 3.L – Electrify Municipal Fleet as vehicles are replaced and continue to seek incentives for electric vehicles and charging infrastructure.**



**Climate Action Playbook**

Gear up for game day with Sunnyvale's Climate Action Playbook!

**Any additional comments on the Moves in Strategy 3?**

Answered	41
Skipped	111

QUESTION 22

**10. How would you rate your enthusiasm for the Moves in Strategy 4?**

**Move 4.A – Implement and expand food scraps diversion programs to include additional businesses and multi-family residents.**

		%	Count
High		49.5%	46
Medium		30.1%	28
Low		19.4%	18

**Move 4.B – Consider solid waste collection and processing improvements to increase waste diversion away from landfills as a part of service provider and facility transition planning.**

		%	Count
High		55.9%	52
Medium		30.1%	28
Low		11.8%	11

**Move 4.C – Implement campaign for waste prevention.**

		%	Count
High		49.5%	46
Medium		34.4%	32
Low		12.9%	12

**Move 4.D – Promote and seek incentives for making water conservation a way of life and set a water reduction target consistent with new statewide requirements.**

**Climate Action Playbook**

Gear up for game day with Sunnyvale's Climate Action Playbook!



**Move 4.E – Partner with Valley Water to evaluate opportunities to expand water reuse.**



**Move 4.F – Implement the City's Urban Forest Management Plan and continue to protect and expand tree canopy.**



**Move 4.G – Implement the City's Green Stormwater Infrastructure Plan.**



**Move 4.H – Promote consumer awareness of low carbon foods.**

**Climate Action Playbook**

Gear up for game day with Sunnyvale's Climate Action Playbook!

		%	Count
High		45.2%	42
Medium		26.9%	25
Low		25.8%	24

**Move 4.I – Work with large businesses to identify best practices for implementing local food gardens.**

		%	Count
High		40.9%	38
Medium		24.7%	23
Low		31.2%	29

QUESTION 23

**Any additional comments on the Moves in Strategy 4?**

Answered	36
Skipped	116

QUESTION 24

**11. How would you rate your enthusiasm for the Moves in Strategy 5?**

**Move 5.A - Pilot a targeted grassroots community engagement strategy (e.g., Cool Blocks Program) to create stronger connections between neighbors to advance climate action and emergency preparedness.**

		%	Count
High		38.7%	36
Medium		35.5%	33
Low		25.8%	24

**Climate Action Playbook**

Gear up for game day with Sunnyvale's Climate Action Playbook!

**Move 5.B - Evaluate opportunities for the City to provide online resources and tools for community and small business climate action (e.g., resource center for retrofit electrification, online tool or app to track individual carbon emissions).**



**Move 5.C - Create a stronger social media and web presence for Sunnyvale climate action.**



**Move 5.D - Implement the Sustainability Speaker Series.**



**Move 5.E - Evaluate and pilot a program for youth engagement on climate, building on current engagement with school classrooms and green teams.**



**Move 5.F - Build relationships with largest employers to collaborate on climate action, such as: (a) engaging**

**Climate Action Playbook**

Gear up for game day with Sunnyvale's Climate Action Playbook!

**employees to participate in sustainability initiatives; (b) encouraging and facilitating investment in climate action programs or projects.**

		<b>%</b>	<b>Count</b>
High		60.2%	56
Medium		18.3%	17
Low		20.4%	19

**Move 5.G - Implement improvements for climate action data performance tracking and reporting progress to the public (e.g., community dashboard).**

		<b>%</b>	<b>Count</b>
High		52.7%	49
Medium		26.9%	25
Low		16.1%	15

**Move 5.H - Publish annual greenhouse gas (GHG) inventory.**

		<b>%</b>	<b>Count</b>
High		53.8%	50
Medium		26.9%	25
Low		16.1%	15

QUESTION 25

**Any additional comments on the Moves in Strategy 5?**

Answered	20
Skipped	132

QUESTION 26

**Climate Action Playbook**

Gear up for game day with Sunnyvale's Climate Action Playbook!

**12. How would you rate your enthusiasm for the Moves in Strategy 6?**

**Move 6.A - Review and summarize assessment products developed by the County's Silicon Valley 2.0 project and by the State.**



**Move 6.B - Participate in regional forums on climate vulnerability and adaptation.**



**Move 6.C - Collaborate with Valley Water to advance a shoreline protection project with the US Army Corps of Engineers or other partners.**



**Move 6.D - Identify shoreline protection solutions as part of Moffett Park Specific Plan update.**





**Climate Action Playbook**

Gear up for game day with Sunnyvale's Climate Action Playbook!

**Move 6.E - Update existing emergency preparedness and response plans to address climate-related impacts such as heat events, air quality issues and flooding.**

		<b>%</b>	<b>Count</b>
High		50.6%	45
Medium		28.1%	25
Low		18.0%	16

**Move 6.F - Develop a community resiliency plan.**

		<b>%</b>	<b>Count</b>
High		47.2%	42
Medium		27.0%	24
Low		23.6%	21

QUESTION 27

**Any additional comments on the Moves in Strategy 6?**

Answered	14
Skipped	138

QUESTION 28

**13. Would you like to share any final thoughts about the Draft Playbook?**

Answered	31
Skipped	121

## WRITTEN COMMENTS FROM OPEN CITY HALL SURVEYS

The following written comments were provided by survey respondents via the Open City Hall survey. Only questions that allowed an opportunity for survey respondents to type in their comments are included below.

### 2. What do you think about the City's current efforts to address climate change locally?

#### Any additional comments about the City's efforts to address climate change?

- I'm not convinced you are concerned about issues I have raised for years like more pedestrian zones, shuttle service for us, a gazillion Apple and Google shuttles and buses running amock.
- The metaphorical use of "Playbook" may suggest that climate change isn't a serious problem. I'd like to see the City's publications state the seriousness of the challenges face by city government, residents and the Earth.
- There is NOTHING the City can do against the..... Sun
- I'm concerned that perhaps not all easy ways to address climate change have been thought about. For example reducing the use of paper: We get pounds and pounds of unsolicited mail that go directly without reading to recycling.
- To imagine that we will have 25% gas driven cars in 2050 seems quite bizarre.
- charge pollution tax on users of devided that burn fossil fuel and contributes to pollution. Place air pollutoin tax on Caltrain (diesel engines)
- Gone too far and doing things couner to like increased housing that causes incerased traffic, noise, polition, waste.
- I do not want to ballon the climate change action to be another bureaucratic forum that spends precious tax dollars in the wring priority
- I really appreciate your focus on this critical issue
- limit population
- Security as a means to address climate change. Example: I bought my first new commuter bike to drive less, and on my first experience riding/parking it at a local business (ironically right in front where many people can see it) someone tried to steal it. Thieves got some components, went through bags. Looked like they did not have enough time for more. Had the bike been in a less visible place while I was inside studying, it most likely would have been gone when I returned. My roommate a couple years ago had the same thing happen when parking her brand new bike at Sunnyvale Caltrain. It was stolen on the first day. People will be less apt to bike if they think their bike will be stolen shortly after they buy it. I reported to police and that business. Now I in some cases I drive when I should bike because I don't feel my bike will be safe. Else I park my bike where I can see it at all times or only for a short duration. I suggest more bike racks where cyclists can see their bikes, especially in dark (such as in front of local coffee shops in morning), more security cameras, patrols.
- I think the goal is to avoid inconvenience to and sacrifice by people. We'll never get there that way, in my opinion.

- Given the magnitude of the climate problem, it will be important to focus additional resources in this area.
- I am pleased that Sunnyvale is taking an active role in addressing climate change
- I believe we should be more aggressive about the goals.
- BOTH Climate Action 1.0 AND 2.0 have essentially ignored the huge role that the City's urban forest can play here by just saying "increase the urban forest" without establishing any quantitative goals like "plant 1000 trees" yearly for ten years starting October 1, 2019. Without specific goals, the City's Urban Forest has LOST hundreds of street trees and commercial zoned trees such that the City now has LESS coverage than noted in the last survey in 2008.
- I don't want to live in a city that is going to take these draconian measures. This whole thing is a poor idea and a waste of time.
- I applaud efforts to move aggressively! Leadership on climate action must come from cities and states, given the political realities of our country.
- The city does not address much easier issues such as traffic safety, speeding, etc, which makes me question the feasibility of harder goals.
- Science has shown that climate change is not a real issue. Pollution causes problems, but to claim globally warming, cooling or climate change, there is no scientific proof that stands up. The things we are seeing are things that we have seen over time before.
- I am not aware of the city's initiatives to address climate change.
- Not doing enough in these area: 1 Recycling of all types of recyclable plastic.2 To encourage products come in low cost recyclable containers by making producers bear the cost not Sunnyvale residents. 3 To make the roads more bicycle/pedestrian friendly.
- I applaud efforts to move aggressively! Leadership on climate action must come from cities and states, given the political realities of our country.
- Seems like the City undershot with the original plan since it was achieved so quickly. Glad to see this was revisited and and updated very quickly.
- This is a great update to the original CAP 1.0. I hope to see all departments participating in the "Next Moves" and strong accountability to ensure the Next Moves are completed within the next three years.
- Transportation is too weak.

**3. What do you think of Sunnyvale's proposal to meet the State's long-term target of reducing emissions 80% below 1990 levels by 2050 (carbon neutrality)?**

**Any additional comments on the City's proposed long term target?**

- If we're ahead of schedule it shows the people want to achieve faster/steeper reductions than currently planned.
- California's Climate Change plans are ridiculous. Moving away from carbon based fuels towards electricity without developing electrical supply safely and adequately, is ridiculous and dangerous. Just heating houses with electricity will put an incredible load on our power supplies.

Electrical vehicles will do likewise. WHERE IS ALL THIS ELECTRICITY GOING TO COME FROM? We can SUPPLEMENT our energy supplies with renewable energy but it is not adequate to power the state. California's plan to combat climate change will destroy the state and do nothing to affect climate change.

- Nobody's target is ambitious enough! North Bayshore will be underwater by 2150, 2200 at the latest.
- My fears are that the devastating effects of climate change are accelerating, can we be nimble enough to update the CAP if we only approach the evaluation every 5 years? Will we be able to incorporate any breakthrough tech quickly? In addition, this edition of the CAP does not meet the Governor's directive (?) to achieve the outcome in 2045 that we have for 2050. Most of the scientific reporting I see says we have 11 years to reduce emissions to avoid tipping point, are we being aggressive enough??
- Reach 80% by 2045 to be in line with newest State standards
- Totally unscientific and based on economically unsound principles. This may make the environmental zealots feel good, but will cost residents and businesses dearly with limited global impact.
- Only chose 'unsure' because "Some targets, not all, are misguided" was not an option
- Weather related events around the globe keep pointing to climate change effects are happening now, and we are already way behind where we need to be to address the problem. It feels like the City does not want to make the tough decisions now and keeps kicking the can down the road.
- You will no impact on what happens in 2050. Zero.
- I appreciate that staff has looked down the road to our mid-century target and put us on the track to get there by adopting a more ambitious 2030 target than the State. However, we already have too much carbon in the atmosphere and are already suffering the consequences. We need to make up for lost time. What is really needed is to get to carbon neutrality asap, so we can start taking more carbon out of the atmosphere than we emit. These targets could work, if they were regarded by staff and the community as an absolute floor that we need to increasingly exceed. We need to use the targets and trajectory as a challenge to surpass. Also, the Playbook should be updated to include the current State target-carbon neutrality by 2045- for the sake of accuracy. Ideally the curve toward mid-century would also be modified to reflect this recent change in target. If doing so would delay the adoption of the CAP, we could note the change in the Playbook now and change the graph at the next CAP update.
- I am enthusiastic about CAP 2.0, but I feel we can--and must--be even bolder as we move to address climate change.
- Align with Governor Brown's executive order for climate neutrality by 2045:  
<https://www.vox.com/energy-and-environment/2018/9/11/17844896/california-jerry-brown-carbon-neutral-2045-climate-change>
- Good goal
- Explore opportunities to engage surrounding communities in common short-range public transportation solutions with high capital requirements (specifically outside of VTA)

- Why bother? AOC says the world will end in 12 years.
- Try harder
- Stupid
- We should aspire to zero net carbon by 2050, if not sooner.
- 3% and 5% from local solar is ridiculously low.
- Why do we have so many buuildings now that come right up to the walk and have no green space? We need plants and trees for our health.
- Do the plan authors have a vision of how folks in Sunnyvale will be living if the target is attained? If it is seriously missed?
- The target should be to INCREASE CO2 in order to Green Up the Planet (via Photo Synthesis)
- I was thinking about "not ambitious enough" option, but let's start with this plan and make it more ambitious based on progress (our own and the rest of the world's).
- This seems very much too little too late. Change can be more radical.
- Lots of rezoning and pedestrian friendly changes needed to discourage use of cars. Not a safe place to walk, bike, et
- Must plan with surrounding cities and the state to make it worthwhile
- Too little too late.
- San Luis Obispo is targeting carbon neutrality by 2035.
- CLIMATE is changing faster than scientists have predicted. Change long term target date to 2035.
- It's a joke. Solar only makes sense when you spend someone else's money.
- I'm no expert. I really need others to sort out the science & info and tell me what goal we must achieve.
- Full electrification of buildings should be a must now, not in 50 years. Fossil fuel vehicles need to be taxed now, not some decades later.
- I think there are other issues the city should focus on. Forcing people to follow these restrictions is starting to look more and more like a socialist state.
- Target for 2030 needs to be much more aggressive to ensure realistic chance to meet 2050 goals. % reduction vs effort required will not be linear. Last 5-10% will be the hardest so needs to make additional reduction by 2030.
- Target for 2030 needs to be much more aggressive to ensure realistic chance to meet 2050 goals. % reduction vs effort required will not be linear. Last 5-10% will be the hardest so needs to make additional reduction by 2030.
- Target for 2030 needs to be much more aggressive to ensure realistic chance to meet 2050 goals
- I'm no expert. I really need others to sort out the science & info and tell me what goal we must achieve.
- Think we should be targeting lower, which might be the only way to get to the actual target. That said, I believe the playbook is flexible enough to adapt and we can course-correct as time goes on.
- Target of Carbon Neutrality (80% reduction compared to 1990 levels) should be pulled in to 2045 in line with Governor Brown's Executive Order from September 2018: B-55-18.

- The city may not achieve its intended targets for all of the individual "plays" so it should aim to overperform where possible so as to make up for areas where we miss the mark.
- I think the target is appropriate but also believe there will be technical advances that may help improve the numbers.
- Again transportation. We need action not just more study.

#### 5. Are there any other Plays that you think are missing from the Draft Playbook?

- Reduced carbon footprint from air travel (lower carbon fuels, or electrification); reduction in disposable plastic (switch to bio/compostable alternatives); more thought on consequences of these plays (e.g. sustainable water from increased housing/local population growth, fire hazards from electricity storage, safer roads for coexistence of increased bicyclers and pedestrians); etc
- Is nuclear power an option? Can it meet green energy prices? It is carbon free.
- Building housing.
- Our food consumption is a critical piece of emissions. We need to look at ways to move to and incentivize shifts in our behaviors in meat and plant-based foods.
- Reducing consumption in general (resisting capitalism) to have less in landfill, disincentivizing air travel and SOV car travel
- Yes, take the money and send to China India or other developing nations to reduce emissions from coal-fired plants. This is far more cost-effective solution.
- Powerful role ruminants play in sequestering carbon in, and growing, the topsoil. Goats on our landfills is a start, but SVL can do much more.
- There is no direct item about increasing bicycle infrastructure. This is a good alternative for many people, but city staff and council do not support truly safe bicycling, as seen in lack of action in new infrastructure. Meanwhile, San Jose has been creating separated bike lanes downtown.
- It may be worth considering initiatives to eventually move away from gas appliances as electricity gets cleaner.
- Burn the Draft Playbook.
- I would add a play under strategy 4 to develop programs to encourage sharing and repair.
- Accelerate planning and approval processes for transportation improvements and new housing.
- Transportation should include a network of protected bicycle lanes on streets with higher speeds (30+mph) higher traffic or both.
- I read the pdf file it is very comprehensive --- I'm impressed.
- Sunnyvale should also examine whether there are local industrial facilities that could decarbonize their industrial processes.
- Electric cars and buses still have a bad carbon footprint when inching through miles of stuck red lights.
- More specific strategies including increasing density, developing a low-stress bicycle network, designing and delivering transit priority corridors (in coordination with transit providers).
- Increase multi family housing

- Need an enhanced focus on electrical storage (i.e., not just for solar); need regional efforts for a stable supply grid; call explicitly for natural gas exclusion/conversion in commercial and industrial; stronger connections between new development requirements and CAP goals, need to make it as measures explicitly called out as conditions of approval; not enough quantifiable measures for success with insufficient granularity;
- Play 1.1: Determine cost. Play 1.2: Determine who pays it (%homeowners, %small businesses, %big tech businesses). Play 1.3: Share 1.1 and 1.2 city-wide at downtown events like Summer Wednesday music nights and get responses.
- Cars are a form of personal freedom, so reducing their carbon footprint without reducing usage is key.
- Accurate, unbiased assessments
- Strategy 3 omits mention of "Active Transportation" which is low Carbon and improves health but would require modest investments in protected bicycle/pedestrian infrastructure, which would require the (controversial) removal of travel lanes or parking.
- I thought the plan was to switch to 'green' pavement already but they are still using blacktop at the schoolyards and other impervious materials for drives and walks.
- Fuel Cell vehicles are much greener than battery. We need a filling station.
- none
- Nature's diversity. Climate change will bring new species and kill/move existing ones, but in all the diversity is decreasing around the world. I know no one wants new scary spiders in their garages, but how do we grow plants in our new yard gardens if we don't have bees or other polluters?
- community zero emission transportation
- Gone too far and doing things counter to like increased housing that causes increased traffic, noise, pollution, waste.
- Locate aquifers before building to avoid flooding of subterranean parking lots.
- As mentioned above, better security plays a part in this.
- Traffic signal update to include AI driven traffic control.
- Improve retail to encourage shopping locally, supporting small businesses. Eliminate pesticides.
- Advocate for better strategies at the state and federal level. Work with other Bay Area governments to coordinate remediation for common issues (sea level rise)
- timed traffic lights to SPEED UP traffic and keep idling cars to a minimum. Sunnyvale needs to move MORE people by cars.
- Play 4.2 specifies "Implementing the Urban Forest Management Plan". The UFMP has been in existence for five years yet the City has seemingly done little to follow through on its guidelines. If the City is serious about natural carbon sequestration than I would suggest it puts more money into its tree division which is currently understaffed and underfunded. I would also like to see strengthening of the current municipal code to protect trees during development and require homeowners to have street trees. In addition to carbon sequestration, more trees mean less heat and less use of air conditioning. More people are likely to walk and bike on tree-shaded streets as well.

- Restore buy back price for solar energy to what it was previously before PG&E wiped out incentive to add rooftop solar.
- Again, no expert. Seems there is lots of room for more definition to various plays, which I will look to others to provide. I'm willing to endeavor to change what I do once others have sorted out what will have impact.
- Quickly phase in carbon neutral fuels for cars, trucks, construction machinery. Carbon neutral example: oil made from atmospheric Co2 + solar or wind, or biofuels. They can use existing infrastructure and equipment.
- Ensure that owners of all existing and new structures built in areas endangered by sea level rise bear the full cost for adaptive measures and not the Sunnyvale residents who were prudent enough to not take advantage of others.
- Again, I'm no expert. Seems there is lots of room for more definition to various plays, which I will look to others to provide. I'm willing to endeavor to change what I do once others have sorted out what will have impact.
- Could have greater emphasis on energy efficiency. Better explanation of 1990 baseline. An explicit target for the remaining 3% of electricity customers NOT on SVCE is a good idea.
- Inclusion of 4.4 is good, but also need to raise awareness of other consumption based emissions (airline travel, goods, and services produced outside the city's boundaries). Provide tools and education to help households reduce their consumption footprints.
- More emphasis on looking for ways to shift consumption in climate-friendly directions including reducing or offsetting air travel
- I rated 3.1 and 3.2 low because there is no clue as to how they will be done. I think aggressive paid parking in all noted areas would be a start to give meat to 3.2. 3.1 is already done with the new LUTE. How do you incentivize developers

## **Any additional comments on the Plays?**

- prioritize traffic lights for bikers; make left turns for bikers/pedestrians more efficient and safer; better policing of drivers encroaching in bike lanes; educating public on driving safely for bicyclists and pedestrians.
- California's Climate Change plans are ridiculous. Moving away from carbon based fuels towards electricity without developing electrical supply safely and adequately, is ridiculous and dangerous. Just heating houses with electricity will put an incredible load on our power supplies. Electrical vehicles will do likewise. WHERE IS ALL THIS ELECTRICITY GOING TO COME FROM? We can SUPPLEMENT our energy supplies with renewable energy but it is not adequate to power the state. California's plan to combat climate change will destroy the state and do nothing to affect climate change.
- I don't think replacing big gas autos with big hybrid/electric autos will improve the quality of life, as long as the primary use is single-occupancy. SOV Automobiles have an inherent 93% inefficiency in energy and space effectiveness.
- 4c is only possible by building housing



- This is a clever way to present and review our CAP, it is easily understood, links outcomes to actions, and leads us to possible behavior change.
- Every Play should have a quantifiable target
- The report contains no cost benefit analysis. For example, Table 7 should include at least relative costs of the various actions. This makes the plan not credible. The stated cost of \$1.39M and \$500K per year is absolute waste of resources.`
- Great to ask for electrical vehicles but few can afford to buy or have access to charging stations. Will SVL subsidize households to buy/charge their EVs?
- For Play 2.3 "Zero Net Energy and all-electric new construction", an incentive for developers such as increased square footage to go all electric "now" could be beneficial, supporting this Play, and could help prepare for the goal to be all electric by 2030.
- I am not sure how you will use this data, because I rate everything "high" but that does not mean I am satisfied with the choices. I rate them "high" because those options are better than nothing. What does "high" mean to the writers and interpreters of this survey??
- Have the author do something more useful.
- There are no goals for the plays for within plan timeframe of three years.
- Play 5.2 target: Put GHG reduction graph, with future targets and link to more info on city home page by end of 2019. Play 5.1: Adopt less time-consuming, more informative online platform.
- 3.1 and 3.2 are in my opinion the most important of the plays. However I am concerned about the time-frame for implementing these changes. The process to change land use and street forms can take years of study, and we don't have that kind of time. We need to be considering how we can accelerate these processes.
- re: food - industrial agriculture practices for dairy/meat are bad for climate, but regenerative agriculture practices may be less harmful or climate-positive. Also, local gardens are delightful, but would it be a better overall climate strategy to decarbonize freight transport of food from rural to urbanized areas?
- In order to increase solar useage we need more flexibe zoning and allow residents to increase the size of their installations. Additiona panels are more cost effective than brand new installations.
- I recently replaced my HVAC system, and found that heat pumps were much more expensive than a gas heater, so I question whether installing heat pumps is an achievable building decarbonization strategy due to financial considerations.
- Looks like a student's research project. Lots of great ideas that won't be implemented properly.
- The categories "enhancing transportation options" and "supporting shared mobility" combine several disparate strategies. For example, if shared mobility refers to TNCs, please be aware that recent research shows that these are associated with more trips and reduced transit viability, which would result in increased GHG emissions.
- Permitting more housing options so that people can live closer to their jobs, and implementing transportation demand management to reduce Vehicle Miles Travelled, are the most impactful things we can do.

- Dense apartment buildings are the most environmentally friendly type of housing, while detached single family houses are the worst for the environment. If we want all new construction to align with our sustainability goals, that means only dense multifamily construction for residential.
- I would like to see Sunnyvale initiate plans for a regional electricity-producing waste incineration plant similar to what is done in Germany: would help achieving waste and methane reduction goals while at the same time allowing for carbon capture of residual waste and energy generation. Could be coupled with regional electrical storage backup for emergencies/catastrophes.
- We need to seriously look at our housing density strategies using actual data from large high-density projects already in place. Most residents are still using cars as the primary mode of transport for commuting and daily errands regardless of "transit oriented" and "mixed use" development, so in the end we just wind up with more congestion and cars operating at their worst efficiency, negatively impacting both carbon emissions and local air quality. Congestion leads to aggressive driving (red light running, driving in bike lanes) and discourages cycling and other non-auto modes of personal transport due to safety concerns. If people are going to drive regardless of their proximity to transit, we are just adding to our landfills and overall energy use by continuing to build at the highest possible densities and only developing housing for the high-income demographic, with all other workers enduring extended commutes from outlying areas.
- Play 4.1 is important, but I don't think we're set to achieving it with the current food scrap recycling program. Given the recent changes in the recycling marketplace, it would be preferable to have a program that accepted compostable containers. Then, if the city mandated that local businesses provided compostable plastics instead of non-recyclable plastics, we'd really be on our way to zero waste.
- Several seem to be on the unambitious side. E.G. we should be at 50% zero-emission vehicles by 2030 and 95% by 2050.
- Environmental damage from non-traditional energy sources not even looked at
- What's the cost?
- The targets are not ambitious.
- Right now Apple and Google bombard us with buses and shuttles everyday which cannot be good for the environment nor traffic. When will we take control and get some power???
- none
- Plays dates are too conservative- "kicking the can down the road" is a copout, adopt more aggressive date goals!
- I would strongly support ideas 134, 65, and 124.
- This is a very complex plan. I would like to see small projects carved out and started now. For instance, why is the city not installing solar on all city owned buildings? Most local schools have done this. What is holding you the city?
- Play 3.2 doesn't should call out bike/clean bus infrastructure focus.
- Create free or low cost chargers for electric cars!
- Don't lose sight on the REALITIES!

- I feel that Strategies 1 through 3 are all too weak and should be strengthened.
- My answers are influenced by the need to change the long term goals to 2035 and the essential need to establish specific quantitative goals wherever possible.
- You need more parking. Especially at apartment complexes so the surrounding streets don't become a blight.
- Is Strat #3 aggressive enough? For ex, seems like higher goals for zero-emission cars would not be so tough around here; not sure about other vehicles.
- What is the plan to encourage people to get rid of their gas/diesel vehicles as quickly as possible?
- Is Strat #3 aggressive enough? For ex, seems like higher goals for zero-emission cars would not be so tough around here; not sure about other vehicles.
- Strategy 3 is entitled "Sustainable Land Use", but all of the plays are focused on transportation. None of them are focused on measurable items that help us get better planning that will result in the "complete communities" discussed. I realize this is more qualitative and hard to specify, but it seems like a major gap in the report right.
- 1.2: I think there should be a 'storage' target added in line with the amount of storage that will be needed to support the grid as additional renewables come online to meet state 100% renewable energy goal by 2045. 3.1: Weak compared to the scale of change needed to impact VMT. Levers: rezoning, procuring open space, reduced parking requirements, march housing affordability with salary distribution of jobs...
- Strategy 2.3: Can you explain zero net energy vs. all electric? Strategy 3: Is it possible to express the VMT goal in a more accessible way? At minimum, the document should explain what VMT means.
- I am concerned that the VMT reduction targets (Plays 3.1/3.2) will be difficult to achieve so we should hedge our bets by being more aggressive on building decarb (Plays 2.2/2.3) and zero-emission vehicles (Play 3.3). Play 2.3 in particular needs to be MUCH more ambitious: new buildings should be all electric ASAP, not in 2050.
- Strategy 6 in general is a regional responsibility. Sunnyvale should participate in regional efforts and do its fair share.
- 3.3 could succeed if a charging station addition plan were being implemented and incentives to buy electric were put in place. But electric cars are coming, so this play should get some success

**6. This concludes Part 1 of the survey. Thank you for your input. Would you like to go to Part 2 to provide more feedback on the Playbook?**

**If you are not continuing the survey, is there anything else you want to add about the Draft Playbook?**

- To make a big difference will require lifestyle changes, not just replacing a car or a stove, but rethinking how and where we live, and how we move around, and how residences are connected to businesses, activities, and jobs.

- Prop 13 property tax rules highly discourage moving. so when a job moves, the commute can adjust, but few will move to be a lot closer to a job once they are locked in to a location through home ownership. Removing this barrier could make a big difference in encouraging non-renters to move closer to jobs. Of course this is beyond the scale of this work.
- Fixing the jobs/housing imbalance of Silicon Valley is needed to make the transportation piece work. That is not just Sunnyvale.
- Redo the plan. Include the cost effectiveness of the various actions. Consider global actions that will be far more effective in reducing emissions for the same cost. I am confident that you will find that virtually no government funded action will be justified by carbon reduction alone.
- I can't conceive of a bigger waste of time, resources, and tax dollars.
- Transportation should include support for regional transportation initiatives that help Sunnyvale.
- not at this time
- I don't have confidence in this. Sunnyvale's traffic jams have become extreme due to placing high density housing and high density office space in separate areas. Every attempt to improve traffic flow actually cripples it with increased stops, increased gridlock, and defective traffic lights. Large trees that created barriers between buildings and roads have been replaced with lots of dwarf trees on the sidewalk that block views of the bike lane and look like they'll be dead soon. It's such an epic display of incompetence that I cringe every time I hear about Sunnyvale starting a new project.
- Until we look at balancing ALL kinds of development, we cannot hope to achieve most of these goals. Traffic is a No. 1 concern for reduction of pollution. It is not mentioned per se. We drive an EV, we have solar electric, and we have tons of insulation. Where are they in your survey?
- This is a liberal environmentalist boondoggle.
- none
- Thank you for making this information available!
- There is NO need for any of that!!!
- I would strongly support ideas 134, 65, and 124 from the Ideas Roster.
- For The Climate Action Playbook to promote "100% renewable electricity" is a mistake. Doing so motivates utilities to shut down nuclear plants and replace them with wind and solar farms, which would raise the cost of electricity due to the intermittency and vast land requirements of renewable energy farms. The only reason renewables are cost effective is due to the constellation of tax incentives and other subsidies showered upon them, which greatly exceed the per kW-hr subsidies that nuclear power receives. A better plan is to confine solar panels to rooftops and parking lots, and demand that utilities provide whatever backup power the city needs from nuclear plants, which take up far less land than wind and solar farms.
- References:
- Cost of renewables:
- <https://www.forbes.com/sites/michaelshellenberger/2019/04/22/unreliable-nature-of-solar-and-wind-makes-electricity-much-more-expensive-major-new-study-finds/#681974474f59>
- Threat to biodiversity:

- <http://bravenewclimate.com/2014/12/15/an-open-letter-to-environmentalists-on-nuclear-energy>
- Necessity of nuclear power to stop climate change:
- <http://www.cnn.com/2013/11/03/world/nuclear-energy-climate-change-scientists-letter/>
- Reduce the cost of government fees to residents, trash, water, sewer. The annually increasing fees do not improve the quality of the service. More work is shifted to the consumer by automation.
- How much is this survey costing residents?
- One way to immediately reduce air and noise pollution would be to outlaw gas-powered blowers for outdoor area cleanup. I'd like to see us gradually move away from gas-powered lawn mowers as well.
- The city is hypocritical. This city has eliminated the ability to make right turns at intersections, thus forcing vehicles to sit idling, producing excess pollution. The city has also changed signal light timing to force vehicles to sit idle for as many as three minutes, wasting gasoline, and producing unnecessary carbon pollution.
- We need people to consume less electricity, food, gas, etc.
- There should be additional discussion of the need to sequester or offset the remaining emissions to achieve "carbon neutrality" (by 2045). At least say that we need to figure this out even if we don't know yet how it will be done or how it will be measured. Increased carbon sequestration within our city boundaries (adding tree canopy and green infrastructure) will most likely be highly insufficient to balance 20% of 1990 emissions. As measurement standards and methods emerge, the city will need to select and adopt plans to sequester, offset, and/or reduce "consumption" related emissions.
- I understand that the targets are intended to be long-term, but you should set an expectation that they will be reviewed for appropriateness as part of every 5-year planning exercise for determining the next "moves". Look at how much progress has been made on building electrification in the last 6 months, and the way that has made some targets seem outdated already. Over longer timeframes this also seems likely to affect other targets.

## 7. How would you rate your enthusiasm for the Moves in Strategy 1?

### Any additional comments on the Moves in Strategy 1?

- Incentivize the directions you need to move us all toward decarb. Storage is certainly one, 100% electric in new developments with PVs, wired for EVs, etc.
- Storage seems to be particularly important, regardless of where it comes from. Part of energy/emergency resilience. May warrant its own move/designation.
- My PGE bill has tripled since SVCE service was added. Was this the city's intention to overcharge residents??
- We should also be encouraging microgrids, powered by clean energy.

- I do not know about SVCE, but when I consulted with BayREN I found them very knowledgeable and helpful, but the contractors that they required one to use to qualify for their incentives were greatly more expensive than contractors that did not participate
- storage should not be limited to solar; residential solar storage needs emphasis, subsidies, and technical support
- 1.C Collaborate not just with SVCE but with local companies who are in this exact business.
- Since the long-term goal is directed at 2050, an action to address the challenge of providing electricity at night and during calm weather needs to be specifically addressed.
- I don't know much about SVCE, but... I think people should have some choice over their energy provider, but I agree with the city that 100% clean electricity is a must. If there would be selection of energy providers, they all need to be 100% clean.
- Photovoltaics require rare earth metals that take significant resources to acquire, and burden the environment in terms of used chemicals and energy for example. Hydropower is also clean electricity, and if available should be considered. Also direct solar
- Eliminate electric and gas dryers and garbage disposals. Line dry laundry and compost wasted food.
- We should also collaborate with SVCE on Reach Building Codes.
- If you want clean energy, support nuclear.
- Promote through education and incentives both roof top solar adoption, rooftop solar water heaters
- How is SVCE providing 100% renewables all the time?
- Can excess energy be used to make hydrogen fuel?
- You need to notify participants in writing before doing community outreach.
- Get those remaining 3% of customers into SVCE, since they are still responsible for massive amounts of emissions (about 22% of the original electrical emissions per the graphic on page 21).
- Although only 6.6% of remaining emissions these moves seem relatively easy and we should definitely leverage the expertise and funding of SVCE.
- Move 1.C certainly couldn't hurt in and of itself, but if it distracts from other moves that more directly result in GHG reduction then it should be de-prioritized, especially because this is more SVCE's area of focus than the City's.

## **8. How would you rate your enthusiasm for the Moves in Strategy 2?**

### **Any additional comments on the Moves in Strategy 2?**

- Conservation should be a high priority too. We can run into a scalability problem otherwise, because when people feel energy is free and/or clean, they may be inclined to use much more of it.
- Electrification is key. (Renewable) energy independence is also important for resilience. Data is always important to know and track progress.

- Do NOT market to residents in apartments...only the landlords and homeowners have authority to make building / appliance changes, if cost-effective.
- For solar roof requirements, as part of the evaluation process, keep in mind that properties and buildings are different sizes, so where solar may work well on a large roof of a single story building, it may be much more difficult (if not impossible) to w
- It is important that any requirements regarding solar or natural gas taxes be affordable to those who are unable to fully electrify their property. The term "electrify" needs to be clearly explained that it means "no natural gas" and not simply electrici
- Don't "encourage", instead "require"!! Require solar, don't "research". Require heat pumps. Require all electric. Now. Not in 2030 or 2050.
- Since it is illegal to forbid new natural gas connections, make the fees very high.
- 2.H solar roof ordinance should include storage€"solar roof with storage ordinance
- I like solar but the panels are not easily recyclable either. I would like the option of cooling green roofs which are also valuable and lower cost.
- Buiding and zoning codes are not that solar friendly
- I recently installed a new HVAC system in my house, and when I looked at heat pumps I found that they were much more expensive than gas heaters. If Sunnyvale wants to accelerate the adoption of heat pump water heaters and space heaters, it also needs to
- Please accelerate requirements for net-zero buildings! These technologies exist NOW.
- Passive solar for buildings is key. Active solar for generation is nice but not always available to us.
- Many of these proposals would in themselves cause environmental problems -- pollution causes in building these materials? Disposal of solar panels, etc when past their life span?
- Emphasize dynamic windows, such as those made by View Glass in Milpitas, as a key part of reducing both heating and air conditioning needs in buildings. Visit the Delta Americas building in Fremont, a zero energy building. Take the Sustainability Commis
- Solar panel production does not reduce energy consumption
- City must commit to changing building codes and related regulations that will incentivize carbon reduction.
- 2.F We have a lot of renters in the area. The renter pays the utility use tax while the landlord pays the electrification. Therefore the tax does not make any difference in the landlord's mind and they won't be incentivized to electrification.
- Bay Area climate is very good for heat pumps (heating or cooling), and using heat pumps to heat houses should be incentivized for example when old A/C units are replaced. But also bear in mind that building energy usage can be lowered with proper insulati
- Electricity is TOO expensive - our electricity costs are 2x to 3x more than other areas - you want us to heat buildings with expensive electricity? Between that and our high minimum wage will drive people from Sunnyvale. Is that what the city wants? Ma
- Limit population. No new taxes, please.
- The actions in Move 2.A should not be solely the responsibility of the City of Sunnyvale. Are there other governmentagencies who are already doing this,and could share their information?

- The key is to make gas not economical.
- 2.G Add: 'all-electric'. 2.H Seems too prescriptive unless also requiring 'storage' AND local solar + storage is needed to support grid resilience.
- Great. Optimistic about 2.F.
- Move 2.H couldn't hurt but shouldn't distract from moves with more direct GHG reduction impact.
- 2 H could be difficult to implement as roofs are generally used for HVAC equipment. May target parking structures and open parking lots for solar programs.
- A solar roof doesn't always make sense. And when it does, it must include local storage to offset the worsening duck curve problem. An alternative choice would be for the developer to invest the equivalent wattage rating into a commercial solar farm.

## 9. How would you rate your enthusiasm for the Moves in Strategy 3?

### Any additional comments on the Moves in Strategy 3?

- Consider ways to encourage carbon neutrality with air travel. Also consider transportation solutions for traveling to and from SFO/SJC with luggage. Safer/protected bike lanes.
- California's Climate Change plans are ridiculous. Moving away from carbon based fuels towards electricity without developing electrical supply safely and adequately, is ridiculous and dangerous. Just heating houses with electricity will put an incredible load on our power supplies. Electrical vehicles will do likewise. WHERE IS ALL THIS ELECTRICITY GOING TO COME FROM? We can SUPPLEMENT our energy supplies with renewable energy but it is not adequate to power the state. California's plan to combat climate change will destroy the state and do nothing to affect climate change.
- All non-residential parking should be PAID. Driving cars should be a privilege, not a right. While it is good to incentivize zero-emission vehicles, they are still cars and biking, walking, or transit would be better. So they should be incentivized over conventionally-fueled vehicles, but incentivized less than biking, walking, and transit. That also means that public transportation options need to be real and significant, enabling all people to have real options. And this needs to be applied regionally. What is your committed plan to collaboration on a regional scale, and how is this going to be better than what already exists in a dysfunctional way? All major employers (including the City of Sunnyvale staff) need an employee commuter program comparable to Stanford University or Facebook, which have proven impressive and significant results. There is no reason why that could not also happen here in Sunnyvale -- PAID parking at work, locker rooms with showers, bike racks, transit passes, etc. Land use and housing is also a key component of the challenge of transportation. It is good to see something relating to land use on here, but much more is needed in the way of mixed-use, medium- to high-density development to reduce commutes and VMT per resident. In many ways we have built and zoned ourselves into this trap so making sure that it can't continue is vital.



- Some of these strategies can make a difference today, while others need to wait for technology to catch up before incurring additional cost to residents.
- Reducing parking without appropriate transit is not an answer to congestion. Limited parking will probably not reduce the number of cars, people will just spend more time looking for parking. Increased parking fees unfairly hurt those who have no alternatives.
- Perry Park shuttle has been waiting for implementation.... get it going! I do not see actionable support for separated bicycle lanes from city staff nor council. The council appears to support bicycling as a general principle, but the rubber is not hitting the road. There are many moderate level bicyclists who would bicycle a lot more if it was truly safe.
- Reduced parking (ex: limited spaces in multifamily dwellings) and similar options are generally bad ideas that create frustration and strife between neighbors. Don't punish people who have to drive until the options for them are good enough. Make sure there are carrots available before using the stick.
- Set a high tax on internal combustion engine vehicles after 2025.
- Develop robust messaging with the rationale for housing, parking limitations, and rationale for moving away from auto dependence.
- Adding housing (3.A) is the single most important change we can make so far, followed closely by 3.E, which should also include Safe Routes to Work.
- More protected bike lanes!
- We are already on a path to make Sunnyvale too crowded. Need to stop encouraging companies to increase the number of jobs
- It is important to realize that many residents are not going to bike or use a scooter if it is raining or extremely cold. If there was decent public transportation options (not UBER, etc.) then more would not feel a need to drive.
- "Rideshare" is a misnomer. TNC trips are almost always single occupant trips and should be treated as such. They may be useful for emergency ride home, but should not be considered as a strategy that will result in lower transportation trips or emissions for commute or other trip types. In addition to the above strategies, there is a need for organizational and cultural change and training to support the above moves.
- 3.A is the most important thing we can do. Regarding electric vehicles, let's move away from cars and single occupancy vehicles all together.
- Strongly enhance and accelerate 3G; make such public transit free; not optimistic on 3D: if not successful, achieve it with 3G; accelerate/enhance city-wide EV charging infrastructure
- 3.A) "Diverse" housing should include at least \*some\* single family homes - lots of transplants from other states want this option locally (and can afford it), but end up buying homes in the south county and tri-valley area because nothing is available locally. Their extended commutes in large, gas-only vehicles has a huge carbon footprint, and their homes are in more energy-intensive areas due to higher summer and lower winter temperatures. By not allowing \*any\* local single-family home development while continuing to build the offices that employ these people, we are driving this unfortunate trend. 3.B&C) Efforts to simply make parking and driving more expensive is basically a \*regressive tax\* on those who can least afford it! Local real estate

is extremely expensive - those who live locally already pay the least in transportation costs while having at least *\*some\** viable transit options, while those who *\*must\** drive are often the people who can least afford it. This strategy will not work to reduce driving trips no matter how you look at it: high-income tech workers will have no qualms about paying the fees and just continue to drive, while the the low-income, long- commute service workers, will still have no choice but to drive and just endure more economic hardship. PLEASE do not consider these fee options - not a "solution"! 3.F) I haven't seen any real research that shows that these programs actually *\*reduce vehicle trips\** - which should be the goal. They do get some use in areas where they are available, people seem to just use them as a fun novelty, while anyone serious about cycling or other human powered transport just buys their own bike or scooter and is already doing it. 3.H) Please do NOT go to any effort to accommodate more ride "share" activity in the city - no one is "sharing" rides - these are CABS, plain and simple. They do NOT reduce, but rather INCREASE traffic, as high-income residents simply employ these services as a private car, rather than use public transit options. They also DO NOT belong in our local commuter lanes - the driver isn't *\*going\** anywhere, and they impact our carbon footprint and local air quality by circling constantly, creating MORE traffic congestion, which causes all other vehicles on the road to operate at lower efficiency. It is also a scam business model that excessively utilizes public resouces for private gain while shirking the responsibility to even *\*pay\** for proper use of those public resources. Drivers don't even need a local business license - this actually IMPACTS local government's ability to implement everything else in this plan. Require business parks to have off-street drop-off/pickup facilities for any type of vehicle (carpool, shuttle, ride"share", or otherwise) and implement STEEP FINES for anyone stopping on a thoroughfare! 3.I) Definitely *\*monitor\** autonomous vehicle testing (hint, they are already causing local traffic problems due to their inability to negotiate simple 4-way stops, etc.), but please DO NOT encourage their on-street commute hours testing or adoption. Autonomous vehicles are PERSONAL TRANSPORT with all of the same negatives as single-driver vehicles. Some projections have already shown that they are likely to *\*INCRREASE\** traffic (as they drive to and from fares - completely empty!) and exacerbate parking problems. They are not some "magic solution" as local tech compaies who are heavily invested in them would have you believe. At some point, perhaps we'll have a nice onboard technology in our vehicles so that we can put them in a sort of "boxcar mode" allowing greater throughput at intersections and traffic segments etc., and perhaps at that point we have designated lanes, but that seems to be a long way off. For now, there is NO BENEFIT to our city in endeavoring to accommodate this private business venture.

- It is hard to get people to give up freedom and convenience for personal vehicles, so making alternatives better is important.
- Electrical vehicles may be charged via fossil fuels? Unrealistic to expand buses, trains, etc when using them is unsafe due to criminal activity on them
- Strategy 3 is the place where the city can make the biggest difference, and there are several areas here that need improvement. 3B needs to be stronger. Read Donald Shoup's "The High Cost of Free Parking," and implement dynamic parking meters in downtown (price changes based on number of open spots). Replace minimum parking requirements citywide with parking

caps. Explain to citizens that in order to have a truly walkable downtown, buildings need to be closer together, which means elimination of big parking lots between them. Carry out the city's policy on streetscape allocation, recently undermined by the staff-driven initiative to replace car lanes on Mary Avenue with bike lanes, while leaving street parking. Staff may not like to listen to citizens gripe about losing their ability to use the public right of way for their own personal vehicle storage, rather than using the two covered and two uncovered spots that their homes are required to provide, but that's too bad. That policy, which prioritizes mobility uses (cars, bikes, sidewalks) over stationary uses (parking, landscaping) is critical for minimizing trip times and reducing carbon footprint. Staff and council need to have the spine to tell some citizens something that they don't want to hear, like the fact that our city policy says park on your own property. 3D also needs to be stronger. Instead of "high quality transit service," which could mean anything, say "carbon-free, dedicated right-of-way, mass transit that is faster than driving." That means either electric BRT or light rail. Buses in regular traffic will not do the trick, because they are slower than driving. VTA's research has shown, unsurprisingly, that a mode shift to mass transit occurs only when mass transit is faster than driving. Sunnyvale should work to help prioritize the Stevens Creek-Alum Rock light rail line, which for 30 years has shown the highest potential ridership in the entire system, but whose funding keeps getting diverted by the many San Jose members on the VTA Board to the BART project. Given the huge number of daily trips to Apple and DeAnza, Sunnyvale would benefit from getting those cars off the road. The city should also push to restore its equal representation on the VTA Board, cut back a few years ago in favor of South County cities. Another Move should be added to this section, consistent with Move 5H, which could be called Move 3M. The city MUST keep track of its number of jobs, houses, slots in schools, office space, etc. After a community visioning event in 2005, the city started tracking these indicators, with the idea that when council made decisions on land use, it would understand the effects of those decisions on the cumulative balance between jobs and housing and intensity of development, so that we would not keep putting straws on the camel's back. After the CDD who devised this retired, staff started to undermine this approach passive-aggressively, to the point where a councilmember had to ask to see those data every time a land use decision was made. As soon as that councilmember was termed out, staff came running to council to ask to scrap the tracking of these indicators, and the newly elected rubber stamps complied. Staff needs to commit sincerely to helping the citizens achieve their goal of sustainable rather than uncontrolled development; backlash against excessive development got two councilmembers defeated for reelection in 2016. Move 3A says "build more housing." That is half of the equation; "build less commercial" is the other half. Sunnyvale is completely built out, so more housing can be added only by changing the nature of the city, which citizens oppose. But saying "no" to an office project is much easier, and matches public desire. Staff really needs to decide to carry out public desire rather than just paying lip service on this issue.

- Does Rideshare actually reduce VMT and CO2 emissions? How about PROTECTED INFRASTRUCTURE so that people can ride bicycles safely, and provide "incentives for adoption of bicycles and e-bikse"?
- A shuttle down Sunnyvale/Saratoga route to the Caltrain station would solve the needs of a significant percent of both workers, restaurant goers and shoppers

- You could also incentivise home owners to be able to reduce/remove the planning requirements for garages and driveways if they meet certain requirements (max number of cars registered per address for eg).
- Adoption of EVs is the single most valuable change individuals and households can make in the near term to reduce carbon. Implementation of a infrastructure plan--not just development of a plan--should be the highest priority action of all. And publish how GHG from transportation is estimated.
- 3.E: It requires a real effort to implement this. I am a bike commuter, but I cannot bike even half of the places I would like to. There are no safe routes through the city (El Camino with a bike, no thanks), and biking around downtown is basically impossible. There is no bicycle infra in Sunnyvale. Also safe routes to school... Look at Peterson Middle, there are no bike lanes, no safe crossings over larger roads, no real routes to anywhere. The kids bike on narrow streets surrounded by cars. I would say that there has been zero effort to create safe routes. 3.G: Pilot a shuttle? How is a shuttle different than public transportation bus? I hope we are not trying to invent a wheel again. Though, I am all for public local transportation. 3.H: You mean like a bus stop? We wouldn't need that much ride shares if we had functional and affordable public transportation.
- New (and retrofitting existing) office building parking lots should have shady parking spaces for majority of vehicles. When the vehicles are cool in the afternoon, when people leave the office, the A/C unit of the car don't need to work so hard, and will use less energy (thus less vehicle emissions). Parking restrictions (time, pricing) will only make people angry; the cars will be still there, because people in general can afford to pay. Better strategy is to make finding (shady) parking very easy and concentrated centrally so that it's easy to reach the destination by foot. Easy parking and joining traffic will reduce vehicle idle times.
- With transportation being our significantly largest emission driver, this seems overly cautious. We need much more aggressive standards. No one able to bike, walk or access transit should need to drive for a trip under 3 miles. Free parking needs to go in most areas, especially on El Camino, which is in desperate need of safe bike access. Bike parking should be a requirement..
- People in the valley switch jobs ever few years - you will make it so people have to move every 2-3 years. Public transportation is too slow and expensive on personal time. Face it, we need to drive or spend 1/2 of our day on busses and at work. I did this for 6 months and it was NOT worth it! 3.5 hours on Train and bus - not worth it. Drive took 90 min each day.
- Stop punishing longterm residents with the destruction of peace and quiet. Our quality of life is destroyed by the unbridled growth in population. Too much traffic, brownouts, not enough water, etc. And we are charged more for using less.
- Ridesharing (Uber...) only increases the number of cars on the streets as people move from busses to Uber. Ridesharing does decrease the number of parking spaces needed. Not EVERY road needs a bicycle lane. El Camino is a major car artery and bicycles should not be encouraged. Bike can use a side street.
- Don't sideline hydrogen fuel cell as a viable alternative

- Rationale for ones I rated medium... 3D: We MUST do ALL we can and not expect regional entities will fix transportation. 3K: Just don't think this will be a hard sell around here, although that may be a reason to be sure to cover it well.
- There will be no development of bikes, scooters, etc without maximum safety on the road, or dedicated roads.
- 3.B Reducing parking spaces / increasing time restrictions penalizes large families where ride-sharing does not make sense. 3.E We need better bike paths across the city. Not just to/from schools. For example, it is impossible to get from West Sunnyvale to the Steven's creek trail using bike paths. Bernardo does not have any bike lanes South of Knickerbocker.
- 3.B Reducing parking spaces / increasing time restrictions penalizes large families where ride-sharing does not make sense. 3.E We need better bike paths across the city. Not just to/from schools. For example, it is impossible to get from West Sunnyvale to the Steven's creek trail using bike paths. Bernardo does not have any bike lanes South of Knickerbocker.
- Rationale for ones I rated medium... 3D: WE MUST DO ALL WE CAN and not expect regional entities will fix transportation. 3K: Just don't think this will be a hard sell around here, although that may be a reason to be sure to cover it well.
- Again, there is nothing in here that measurably speaks to how we are creating complete communities. Transportation is important, but these moves could risk optimizing around a single factor and not resulting in the community we want. I'm very disappointed with this section.
- 3.C Also adopt TDM plan for city employees. 3.E So important. Would probably be done anyway regardless of Playbook, right? 3.H Incentivize 'shared / pooled' Uber & Lyft - not just dropping off one person. Require Uber/Lyft to park and turn off engine when awaiting next riders
- Elevated/protected bike lanes? I'm not convinced that 3H is necessary in a city as suburban as Sunnyvale. 3G: why are redeveloped areas more in need of shuttle service than others?
- Develop a citywide program for free VTA transportation or at least free for students/seniors.
- None of these have any meat. They are mostly study which means in three years we will have hardly any improvement. I suggest the city immediately implement a paid parking tax where the proceeds fund city wide shuttles. All public parking is paid by the hour'. Business could

## 10. How would you rate your enthusiasm for the Moves in Strategy 4?

### Any additional comments on the Moves in Strategy 4?

- We should target reduction of plastic use in products, and especially single-use/disposable plastics, encouraging compostable alternatives instead.
- California's Climate Change plans are ridiculous. Moving away from carbon based fuels towards electricity without developing electrical supply safely and adequately, is ridiculous and dangerous. Just heating houses with electricity will put an incredible load on our power supplies. Electrical vehicles will do likewise. WHERE IS ALL THIS ELECTRICITY GOING TO COME FROM? We

can SUPPLEMENT our energy supplies with renewable energy but it is not adequate to power the state. California's plan to combat climate change will destroy the state and do nothing to affect climate change.

- When I look at my waste--the non-recyclables mostly relate to packaging issues. We need to look at the supply chain packaging and possible regulation of plastics and possible incentives.
- There is no good reason why food scraps aren't available to all residents and businesses. Do that ASAP. The UFMP has little substance and needs to be rewritten. There are many opportunities for afforestation and it doesn't look like Sunnyvale takes that seriously or is concerned about increasing its urban forest. I don't really understand how the City can promote low carbon foods, but I agree it is important. How do you measure this impact?
- 4F Beetle infestations destroying mature trees; plant more native trees. 4H Local ruminants are the lowest carbon healthy food source, restore soil, heal bodies which lowers medical costs. See [www.savory.global](http://www.savory.global) for more.
- Increasing the tree canopy and reducing water use will make a huge impact. The trees help will all elements of the CAP (carbon sequestration, temperature control, storm water runoff) and provide an environment for walkers and bikers, thus reducing the need for cars. Trees are also a very tangible item that everyone can help with or at least appreciate. It is one of the few items in the CAP that will have a direct, visible impact on every resident. More green space is critical.
- Work with school districts and senior housing to identify best practices for implementing local food gardens.
- I think Move 4.H should actually be the Play. I don't think making the actual switch is something government can do.
- Yes, plant more trees!
- Here is what we can do right now in 2019 -- urge big box stores like Lucky's, Safeway and Smart&Final to transition away from plastic clamshell food containers. City of Sunnyvale needs to partner with TERRACYCLE to divert hard to recycle products from the landfill the cost is \$0 check it out!
- What is the Green Stormwater Infrastructure Plan? We would like to see some workshops to teach us how to install recirculation systems in our homes so that we don't waste so much water waiting for the cold water to arrive in the sink. We have tried to research this ourselves but there is a lot of conflicting info out there and we would hate to install something that didn't work correctly.
- Residential water reduction is barely a drop in the bucket compared to commercial and agricultural water use.
- 4.A) Good to have a food scraps program, particularly for restaurants, but I find myself with an empty bin every week. Also, contributing to HOG FARMING (severely environmentally destructive) is at cross purposes with other goals here! Food itself (other than production energy) is carbon neutral, whether eaten or thrown away - it can only release the carbon it absorbed from the atmosphere in the first place. Basic science.
- Invest in a way to process recycling that China won't take any more

- 4F is by far the most important one here, since trees sequester CO<sub>2</sub>. Staff must implement the utility undergrounding policies passed by Council about ten years ago, and use Sunnyvale's Rule 20 funds to the maximum. The city must explore mechanisms to fight PG&E's plans to eradicate street trees in order to make it easier for themselves to monitor their subterranean pipelines. Get those wires and pipes out of the way of our trees, and find places to plant more of them. Incentivize citizens to do so. Make the city's tree removal permit process more fair by subsidizing the maintenance of large trees on private property whose owners have been denied tree removal permits. If the city tells a property owner that his tree is essentially owned by the neighborhood, then the neighborhood should kick in to help maintain it, since the basis for the city policy is the argument that large trees benefit all nearby properties. Have a Come to Jesus meeting with planning commissioners to explain to them that the three criteria for a tree removal permit are the only allowable basis for their votes, not personal opinions about trees (one former Commissioner voted for every single tree removal permit that came before him; another voted against every single tree removal permit that came before her, and a third has always voted against every single tree removal permit unless it is a palm tree, which he unilaterally declares to be a species not allowed in Sunnyvale). Tell these people to follow the code or get off the Commission (or allow appeal up to Council). With regard to the food issue, a lot of vegans have been arguing that everyone should have to be vegan to eliminate livestock, which has a large carbon footprint. But since we all have canine teeth, we evolved to eat meat as well as plants, and it is wrongheaded to order people to deny their own biology for someone else's agenda. If the mass extinction event proceeds, all the animals will die off and people will have to become vegan, but that shift should not be enforced by policy.
- How can I repair appliances instead of trashing them? I hear some places will have a "repair fair" and you can bring something in and handy folk can help you fix them.
- When in Silicon Valley it's hard to get people not to 'need' the latest smartphone or computer. If you can get these providers - both manufacturers and network providers to co-operate on slowing down it would be a miracle.
- 4.C: We need more than that. Maybe some regulation just like the plastic bag ban. It is hard to make a good choice if the store offers 10 different brands of non-ecologically packaged items. This applies to all the items: if stores don't offer sustainable options, it is hard to buy them.
- Effective way to promote low carbon (and healthy) foods is through children. Making high quality food a daily standard (that is, so it's a way of life) with children will have deep reach through them to their parents. Another way to lower resource usage is ban unsolicited mail altogether. We weekly get pounds and pounds of unsolicited credit card offers and other advertising via mail, that goes directly to the recycle bin without reading. A step forward and thought leadership would be to start seeking ways to replace single use cardboard boxes for deliveries with multi-use alternatives. Many small items that are delivered to homes would fit very well in 3-4 different (standard) size containers. People could then return the containers to centralized location, or there could be a scheduled weekly/bi-weekly/monthly collection (like garbage) by the delivery companies since they drive around the neighborhoods anyway.

- Currently recycling program does not take most recyclable items; ex[and recycling to include all items
- When it does not rain, our water rates go up to pay for reduce revenue for water company. It rains and usage goes up -> rates stay high. Drought->rates go up. Rains come-Rates stay high, never go down. Garbage rates go up and up. My rates are ridiculous compared to the service/value I receive. Sunnyvale is getting too expensive. My kids have stated they will not live here when they graduate as it is too expensive and no longer a nice place to live - their friends all say the same thing.
- Has Sunnyvale become Berkley? "Promote consumer awareness of low carbon foods" ?? Really ? We're the FDA or Dept. of Ag. now?
- 4D. I think we should aim to beat not just meet state standards.
- Limit population growth. How much income does the waste diversion program generate for the City? Who receives a benefit? That money should be used to reduce our garbage collection fees.
- While one saves water, bills are still going up as we are told we saved too much!
- It is time to implement the Urban Forest Plan!
- 4.I -in addition to large businesses, add schools as sites for implementing local food gardens.
- Planting more trees is the only plan I can get behind. But also make it easier to chop down (an replace somewhere else) problem trees. The city goes overboard in "protecting" the urban canopy.
- Provide incentives and templates for mid and low income apartment complex owner to build raised beds for residents to develop their own community vegetable gardens.
- 4D: Seems we've done lots here already. 4F: Good we have others who focus on trees. 4I: Maybe I'm wrong, but this seems like something for a bit down the road; maybe we have larger asks of businesses.
- 4.1 General comment - With China no longer importing recyclables from the US, how does this plan address the growing pile of cardboard and plastic accumulating and not getting recycled?  
4.A - The current food scrap program is completely untenable for residents. Make it easier to use before expanding the program. 4.H Education at the city-level on low-carbon food does not sound like a good investment of resources. This should be a state-level initiative. If not a state-level initiative, look to an organization like Seafood Watch (<https://www.seafoodwatch.org/about-us>) that operates well beyond the boundaries of Monterey.
- 4.1 General comment - With China no longer importing recyclables from the US, how does this plan address the growing pile of cardboard and plastic accumulating and not getting recycled?  
4.A - The current food scrap program is completely untenable for residents. Make it easier to use before expanding the program. 4.H Education at the city-level on low-carbon food does not sound like a good investment of resources. This should be a state-level initiative. If not a state-level initiative, look to an organization like Seafood Watch (<https://www.seafoodwatch.org/about-us>) that operates well beyond the boundries of Monterey.



- Reduce waste. reduce packaging on new products. Could delivery services be reduced? Our neighbors have packages delivered multiple times a day from different carriers; this is crazy.
- 4D: Seems we've done lots here already. 4F: Good we have others who focus on trees. 4I: Maybe I'm wrong, but this seems like something for a bit down the road; maybe we have larger asks of businesses.
- 4.B, D & G would be done anyway without Playbook.. More focus on waste reduction overall.& reducing per capita waste. Define a 'plastics strategy'. For example, only allow sales of plastics in the city that can be recycled (preferably locally)..
- Work with master gardeners to promote sustainable backyard gardening and environmentally friendly landscaping without the use of leaf blowers and synthetic fertilizer. Most of the other moves are already in progress and well studied. How will these moves make the programs better?

## 11. How would you rate your enthusiasm for the Moves in Strategy 5?

### Any additional comments on the Moves in Strategy 5?

- Brainstorm consequences of above plays and develop new initiatives to mitigate risks.
- California's Climate Change plans are ridiculous. Moving away from carbon based fuels towards electricity without developing electrical supply safely and adequately, is ridiculous and dangerous. Just heating houses with electricity will put an incredible load on our power supplies. Electrical vehicles will do likewise. WHERE IS ALL THIS ELECTRICITY GOING TO COME FROM? We can SUPPLEMENT our energy supplies with renewable energy but it is not adequate to power the state. California's plan to combat climate change will destroy the state and do nothing to affect climate change.
- I'm pretty sure that there are more effective and less costly programs than 'cool blocks,' but the idea is one I like a lot--community action can help a lot!
- I'm not confident social media and SSS are worth their effort to promote proenvironmental behavior. Does this work prevent Staff from reaching beyond the eco-choir? Annual GHG inventory is great if it doesn't prevent other important work from being done. Employer action is important here. Cool Block has potential to drive residents to significant actions, but the people who join the program are probably more environmental than average anyway.
- I understand the need for additional staff, including an expert in sustainable transportation and outreach
- Speaker series is a waste of \$ unless you plan to upload YouTube videos and expand the reach. Currently the City's social media game is weak. Who is doing a good job? Sunnyvale Public Library's social media person gets it.
- I know most schools' curriculums are packed just trying to teach the basic requirements. You would have more success with this if you could get it included in the state standards.

- Social media presence should include notifying people each time an issue related to any of the items on the climate action plan comes to a committee or Council. The Legistar noticing is cumbersome and makes it difficult for residents to follow topics that are of interest.
- 5.A sounds designed to empower self-promoters and possible kickbacks and other corruption
- 5H is critically important and highly appreciated. Make sure that the numbers are correct and then base policies on them (for example, the number of jobs in 2016 is 13% higher on page 14 than it is on page 92. As mentioned above, a key mechanism for accomplishing Move 5H is to create Move 3M and go back to tracking all the metrics on the city's land use, in particular the gap between jobs (demand for housing) and houses (supply), which is the cause of the Silicon Valley housing crisis. It's not the jobs-housing ratio that is meaningful, it's the jobs-housing difference. Sunnyvale should set a target of a number of jobs equal to the number of adult residents, and measure every year where we are with regard to that target. It is no longer acceptable to say, "our population goes up during the day, so that's great for our budget, so everything is OK." When we do that, we are saying "Let some other city house our workers and pay for all those residential city services, and let them all commute to Sunnyvale and burn gas." That's immoral, when you get down to it. And make sure that the amount of CO2 emitted by excess commuters into Sunnyvale (above our nighttime population) counts as part of our GHG inventory, since that amount is directly caused by city actions.
- Our local schools should compete to get the most kids in and out of school with alternate transportation. Every kid who rides to school in a car is a failure of our community to prepare the next generation for the challenges they face.
- "What gets measured, gets done." Metrics and analysis are crucial to CAP success. I would like to see more measurement built into the plan.
- 5.A and 5.D: These are nice to have, but I don't think they are the key steps. Only people who are already interested and active will join. Instead, put more effort to 5.E and 5.F. When people adopt good habits at school or at work those habits become "the way of life".
- Allow residents to maintain their privacy.
- 5F: Maybe this would be big, but would it work to expand communications beyond Sunnyvale residents? (Many workers live elsewhere.) Mus
- 5.D - I don't see a sponsored speaker series as an effective investment by the city unless there is a commitment to stream / record the sessions and then promote access to these speaker sessions through online resources. It is incredibly difficult to get people out of their homes. 5.E - I'm a big fan of this. I don't think our goals are achievable without educating our next generation of citizens.
- 5.D - Sounds great in principle, but I don't see how this helps spread a message to everyone in the city. Speaking sessions are typically only attended by people who already care about the topic. It takes real effort to get people out of their homes to come to a speaking session. 5.E. I'm a big fan of this. I don't think our goals are achievable without educating our next generation of citizens.
- 5F: Maybe this would be big, but would it work to expand communications beyond Sunnyvale residents? (Many workers live elsewhere.)

- 5.A & 5.B together are really important and can also help bring 'consumption' of goods and services into the conversation. Involve Library and Community Services more in Strategy 5 Moves. There is a lot of outreach and programs potential there. Get their buy-in and ownership.
- 5C and 5G: it could be more effective and have broader reach to publish updates in the Norizons newsletter or as part of the utility bill. Another move could be providing resources to assist other cities in achieving their goals.

## **12. How would you rate your enthusiasm for the Moves in Strategy 6?**

### **Any additional comments on the Moves in Strategy 6?**

- Work with the state to identify more water reservoir opportunities, work with the state to identify better wildfire prevention/protection.
- These are all essential to long-term sustainability if not survival...
- Regional collaboration on climate action is crucially important. I am not confident in the quality of work done by the Army Corps of Engineers--they seem to be behind in the best practices and latest science by 20 years minimum.
- If there isn't enough city staff to deal with all the Moves, then this section can wait. We need to address energy use and transportation first.
- This strategy in particular seems to require a level of nimbleness that is currently lacking in the City. Change management and fostering a culture of engagement, innovation and sustainability is a prerequisite to many of the moves in this and previous st
- Seems highly theoretical as opposed to mitigating threats clearly, historically known
- Shoreline protection as in levees or shoreline protection as in wetlands?
- No real actions. Just review, participate, collaborate, identify, ... It is nice to have plans and projects and discuss with others, but we need real actions.
- Don't waste my tax dollars on this.
- Adaptations is a different matter, not unimportant but not my focus here.
- I just want to stress that this section will not be achieved unless moves B, C, and D are prioritized and intentionally pursued.
- In addition for being prepared for disasters, part of the adaptation plan should be to find ways to avoid the expected riverine flooding through more robust green infrastructure and/or to change land use protocols/zoning in areas of highest risk.
- Another move should be in there: Identify areas of the city which all will be most impacted by sea level rise. That can be done by extracting from regional and state data which neighbors are impacted and how severely they are impacted. Make the data easily accessible by citizen

## **13. Would you like to share any final thoughts about the Draft Playbook?**

- Great job so far! Let's make it happen!

- The whole concept of calling the future of Sunnyvale a "Draft Playbook" sounds like an advertising scheme. There is no mention of the economic strain the plans designed above will put on the average Sunnyvale citizen. This plan is too aggressive and tries to move too fast.
- Thank you very much for the CAP citizen's advisory group, the development, the outreach and the actions taken. Sunnyvale is SUCH a well-run City!
- I want to see sustainability in everything the City does. City staff in all departments should have some required sustainability training (environmental purchasing policy, zero waste, transportation, etc.) to be more sustainability-minded in their daily work. Same with students, and businesses, but with multiple firms it is harder to wrangle. The City could be the first place to start!
- I rated all the actions as low based on carbon emission reduction. Some of the actions are viable and cost effective based on energy reduction. But these will occur without any government intervention and do not require public funding.
- Time to step away from old business-driven choices, and focus on resident health / wellbeing sustainability. Businesses need healthy employees to thrive.
- Please be really clear about what "high" means. Again, I don't think the city is doing enough fast enough.
- I appreciate that this plan is easy to understand and well-written, with the appropriate sense of urgency. That it contains an implementation plan as well as cost estimates is also an improvement over the first plan. I worry that strategies and plays are considered rather static when technologies and climate are moving so quickly. I wish for a method to revise at least the moves between updates for this reason. Also, the next GhG inventory needs to include a consumption audit so that we are aware of the magnitude of this source and its sources.
- This is a bold plan, but we may need to be even bolder. We have 11 years left if we're going to hold temperature increases to 1.5C. Let's get to work.
- Impressive Playbook it is something to be proud of. Bottom line is the chain grocery stores are still the exact opposite by still selling food in non-biodegradable plastic clamshell containers. Sunnyvale should elevate restaurants which use biodegradable take-out containers and let the restaurants market themselves as "green certified" at their door.
- Thanks to everyone who helped put this together!
- Glad you're doing this work. Thank you for the opportunity to comment!
- Need granularity and specificity in quantifiable measures of what we have now (baseline) and how we are progressing
- We need to seriously look at our housing density strategies using actual data from large high-density projects already in place. Most residents are still using cars as the primary mode of transport for commuting and daily errands regardless of "transit oriented" and "mixed use" development, so in the end we just wind up with more congestion and cars operating at their worst efficiency, negatively impacting both carbon emissions and local air quality. Congestion leads to aggressive driving (red light running, driving in bike lanes) and discourages cycling and other non-auto modes of personal transport due to safety concerns. If people are going to drive regardless of their proximity to transit, we are just adding to our landfills and overall energy use

by continuing to build at the highest possible densities. Some solutions would be to ensure that any new office development has VERY little parking, ON-SITE shuttle parking with enforced idling restrictions (on-street and illegal bus parking has become a HUGE problem in Sunnyvale and they frequently illegally block bike lanes!), and require all new housing developments (of \*any\* density) to have off-street shuttle accommodations as well. Small local-loop (electric) shuttles serving last-mile needs between neighborhoods and transit stops are desperately needed. Please utilize ACTUAL DATA in the decision making process! High density development in and of itself is NOT necessarily "green" - we need to take ALL IMPACTS into consideration.

- It's a good document and very necessary.
- I hope it fails
- The IPCC indicates that in order to avoid the worst climate change scenarios, we will need to reduce CO2 emissions to 45% by 2030, and achieve net zero by 2050. Unfortunately, the goals specified in the draft Climate Action Plan fall considerably short of IPCC recommendations. How do we account for the discrepancy? Shouldn't those of us who live in a wealthy community with access to advanced technology be, if anything, ahead of IPCC recommendations? I believe that lagging on these recommendations is morally reprehensible and is an awful way to provide for our children. The lack of ambition on the part of my own community fills me with a deep shame.
- First order on the Agenda should be to insure all members on the Governing Council are willing and able to conduct business without the prospect of personal gain. And to have a plan installed to initiate removal of any Official upon notice of such actions without hesitation.
- End the collection of so-called recyclables. The program is a failure. It is tax, collect, transport and store. What is the carbon footprint of the ship that take it away to China? Unless a US based program is developed, it is an expensive joke.
- I am very thankful that the City HAS a Playbook, but have concerns about lack of urgency and quantitative details. Words alone will not provide meaningful results.
- Don't waste time on money on your utopia. I don't want to live in a city that does this. Reading this playbook made me sick.
- Identify which Sunnyvale Farmers Market vendors practice regenerative agriculture. (Beyond organic, this is fixing the soil and covering it year round, per this clip on NPR this week. [https://www.npr.org/2019/04/27/717756929/california-farmers-try-new-strategy-to-cut-carbon?utm\\_campaign=storyshare&utm\\_source=facebook.com&utm\\_medium=social&fbclid=IwAR1gYVP1Po9mvBEeEEiYXE5PQ1ZH7jjPVJa9qkEPBNp1-wf4WGcGiShEPZk](https://www.npr.org/2019/04/27/717756929/california-farmers-try-new-strategy-to-cut-carbon?utm_campaign=storyshare&utm_source=facebook.com&utm_medium=social&fbclid=IwAR1gYVP1Po9mvBEeEEiYXE5PQ1ZH7jjPVJa9qkEPBNp1-wf4WGcGiShEPZk))
- What a tremendous effort. Thanks so much for all the hard work!! It is great to have all this organized into something we can start using now and will be able to build upon over time.
- How are the 1990 baseline and current emissions measured?
- Great job in putting an overall strategy together!
- First order on the Agenda should be to insure all members on the Governing Council are willing and able to conduct business without the prospect of personal gain. And to have a plan installed to initiate removal of any Official upon notice of such actions without hesitation.
- What a tremendous effort. Thanks so much for all the hard work!! It is great to have all this organized into something we can start using now and will be able to build upon over time.

- All in all, I'm very happy with the final product. I do hope some of my stronger critiques above make it in, but I believe this is a thorough, accessible, and adaptable document that will serve Sunnyvale well as it pursues its 80 by 50 goals.
- Yes. The Playbook is a great improvement from CAP 1.0 and I recommend that it get adopted in June and fully funded for the next three years to support the "Next Moves". // See my full detailed annotated comments on the draft with suggestions for improvement, and a summary of main concerns which were sent to Nupur Hiremath on April 8, 2019. // Each 'Next Move' should have a target so it is clear when it is completed and so the moves can be project managed more closely (than for example the CAP 1.0 actions were). // It will be challenging to complete the 43 'Next Moves' in three years. Let's get started!
- This looks excellent. It is comprehensive and has a nice mix of a few out of the box ideas worth trying. In the final document it would be great to provide full context around timeframes for completing each move as well as explaining any non obvious acronyms (such as VMT). Lastly I would like to know more about what Sunnyvale can do to impact climate initiatives outside our borders, whether by reducing consumption or helping other cities with their climate plans.
- I think the plan is well thought out but we need to focus on the moves that will move the ball ASAP.
- A wonderful piece of work. But transportation needs more work. It is the bull in the china closet but is being treated like a puppy. Thanks for providing the opportunity for comment

## NOTES FROM MEETINGS

### Public Meetings

*Climate Action Plan (CAP 2.0) Advisory Committee Meeting Notes, March 20, 2019* [to be published]

*City Council Study Session for Climate Action Plan 2.0, March 26, 2019*  
File ID: 19-0652

*Joint Info Study Session for the Sustainability, Planning, and Bicycle and Pedestrian Advisory Commissions*  
File ID19-0622

*Community Meeting, March 23, 2019*  
See page 53 of this Attachment

*Focus Group: Developer Outreach Meeting, April 8, 2019*  
See page 67 of this Attachment

*Focus Group: Business Outreach Meeting, April 11, 2019*  
See page 78 of this Attachment

### Informal Meetings

*Rotary Club Meeting, April 2, 2019*  
See page 89 of this Attachment

*Unitarian Universalist Fellowship of Sunnyvale, April 14, 2019*  
See page 90 of this Attachment

## Notes from Community Meeting

March 23, 2019

### Title

Climate Action Playbook Community Outreach Meeting – March 21, 2019, 10 a.m. to noon

### City Staff Present:

Ramana Chinnakotla

Melody Tovar

Nupur Hiremath

Elizabeth Greenfield

### Attendees Present:

Seventeen (17) community members were present.

### Meeting Summary:

Ramana Chinnakotla, Director of Environmental Services, in collaboration with Melody Tovar, Regulatory Programs Division Manager, and Nupur Hiremath, Environmental Programs Manager, of the City of Sunnyvale Environmental Services Department, delivered a presentation describing the structure and content of the Draft Climate Action Playbook.

The presentation covered an overview of the history of climate action in Sunnyvale and progress to date; the targets of the new Climate Action Playbook; and the proposed Strategies, Plays, targets, and Moves to reduce greenhouse gas emissions by 2050. Attendees participated in live polling and an interactive dot voting activity to indicate the Plays and Moves they were excited and concerned about (see following pages).

Attendees asked questions and made comments on the information presented, which included:

- Questions regarding the meaning and implication of terms, such as Zero Net Energy, Utility Use Tax, and electric vehicles.
- Questions about State targets, proposed Plays, and their targets.
- Requests for improved documentation of the methodology used to assess greenhouse gas emissions.
- Encouragement to engage with community groups and volunteers more effectively to enhance interest and participation in climate action.

Staff provided clarifications that no carbon offsets were included in the plan to achieve the 2050 target. Staff also explained that the Game Plan 2022, included in the Draft Playbook, is the implementation plan for the initial cycle. In addition, staff noted that the Utility Use Tax UUT would need additional study, outreach with affected stakeholders, and City Council approval before implementation.



### Dot Voting Exercise Results

Meeting attendees were invited to share feedback on the Next Moves in the Game Plan 2022 of the Playbook. Each attendee was given 10 blue dot stickers to place next to Moves they were excited about and 10 red dots to place next to Moves they wanted to remove. Attendees could also provide more general comments on specific moves via post-its. The results of the Dot Voting Exercise and comments provided by attendees are summarized by Strategy below.

Strategy 1: Promoting Clean Electricity			
Play 1.1: Promote 100% clean electricity			
	Next Moves	Count of Blue Dots (Excited)	Count of Red Dots (Remove)
1.A	Continue to support and steer Silicon Valley Clean Energy (SVCE) in providing clean power and decarbonization programs.	6	
1.B	Collaborate with SVCE to target direct access customers to shift to 100% clean electricity.	2	
Play 1.2: Increase distributed solar photovoltaics and storage			
	Next Moves		
1.C	Collaborate with SVCE to evaluate opportunities for energy storage and to maximize utilization of local solar supply.	11	

#### Comments:

- Use EV Batteries for Storage – is EV friendly
- What are the outreach initiatives planned?
- Again, help renters be able to advocate for increased efficiency in residences we don't own.

Strategy 2: Decarbonizing Buildings			
Play 2.1: Reduce energy consumption in existing buildings			
	Next Moves	Count of Blue Dots (Excited)	Count of Red Dots (Remove)
2.A	Research energy disclosure and energy benchmarking requirements for commercial and multi-family residential buildings to encourage property owners and managers to invest in energy efficiency upgrades and building information systems.	4	
2.B	Advocate to regional providers of energy efficiency programs (such as Bay Area Regional Energy Network or BayREN, Silicon Valley Energy Watch or SVEW) that their offerings are more aggressively promoted to Sunnyvale residents and businesses.		
Play 2.2: Support electrification of existing buildings			
	Next Moves		
2.C	Develop a program to accelerate the adoption of heat pump water heaters and space heaters.	7	
2.D	Electrify municipal buildings upon rebuild or significant remodel, including the Civic Center.	1	
Play 2.3: Zero Net Energy and all-electric new construction			
	Next Moves		
2.E	Evaluate code and permitting processes to streamline building electrification.	4	1
2.F	Investigate the potential for implementing a differential Utility Use Tax that is at least revenue neutral, such that local taxes on electricity are lower than on natural gas, to incentivize electrification.	4	
2.G	Continue to incentivize energy efficient and high performance buildings through the Green Building Program updates.	5	1
2.H	Research a mandatory solar roof ordinance for new commercial developments.	5	

**Comments:**

- Benchmark! Yes!
- I just got a heat-pump water heater last October with mixed results. I am not seeing the bill savings I thought I would see, and there were additional costs to implementation than I anticipated. The lack of savings may be because my price-point comparisons are only during the winter months so far.
- Move 2.H: I'm concerned about the "cradle to grave" emissions of solar and electrical vehicles aren't included in the analysis. Can this be added in the next update?
- Move 2.G: All for incentivizing energy efficient upgrades for homeowners. Billion dollar corporations do not need rebates to implement climate action initiatives.

- I don't see this talking about e.g. weatherization upgrades of old buildings—also important for efficiency, need to incentivize

Strategy 3: Decarbonizing Transportation & Sustainable Land Use			
Play 3.1: Balance land use supply and enhance urban form			
	Next Moves	Count of Blue Dots (Excited)	Count of Red Dots (Remove)
3.A	Plan for additional housing, with the goal of diverse housing, to reduce long-distance commutes.	9	4
3.B	Identify areas that are most appropriate for parking strategies that discourage vehicle use, such as pricing, time limits and supply reductions.	2	2
Play 3.2: Increase transportation options and support shared mobility			
	Next Moves		
3.C	Enhance City Transportation Demand Management (TDM) program implementation and monitoring to facilitate further reductions in single-occupant automobile trips, citywide.	4	
3.D	Advocate that regional service providers implement high quality transit service and a robust set of first- and last-mile strategies in over two-thirds of the cross-city corridors.	2	
3.E	Update and implement the Integrated Bicycle, Pedestrian and Safe Routes to School Plan to achieve a connected, safe and active network.	10	
3.F	Pilot and evaluate shared bicycle and scooter programs.	2	
3.G	Pilot shuttle service in Peery Park and consider options for expansion of a similar service in other areas undergoing redevelopment.	4	
3.H	Develop design standards for streets and parking lots to accommodate increased pick-up and drop-off for rideshare passengers and apply as appropriate.	1	
3.I	Monitor autonomous vehicle testing and deployment to inform proactive policy	1	1
Play 3.3: Increase zero-emission vehicles			
	Next Moves		
3.J	Develop a Community Electric Vehicle Readiness and Infrastructure Plan.	4	
3.K	Promote and seek incentives for community adoption of electric vehicles.	2	
3.L	Electrify Municipal Fleet as vehicles are replaced and continue to seek incentives for electric vehicles and charging infrastructure.	2	

**Comments:**

- Balance development of new “mixed use buildings.” Do we need more retail facilities when online services are popular? For example 1) the latest redevelopment in Sunnyvale DT. 2) Kyli project in Santa Clara. Do we need these?
- Include helmets in bike/scooter rental. This would remove some hesitation of some people to use them

- Require all new housing developments to provide safe routes for bikes and pedestrians
- How is legislation around scooters going to be managed?
- Move 3.J needs more detail. How it gets us to target.
- Need a citywide shuttle
- MORE BIKE LANES offset from car lanes!!!
- It takes me 15 min to drive to work, but 1.5 hours to go via bus. Can the light rail be made faster?
- Need a people mover from Caltrain to Peery & Moffett Park
- Add bike infrastructure (separated bike lanes & bike parking locations)

Strategy 4: Managing Resources Sustainably			
Play 4.1: Achieve Zero Waste goals			
Next Moves	Count of Blue Dots (Excited)	Count of Red Dots (Remove)	
4.A	Implement and expand food scraps diversion programs to include additional businesses and multi-family residents.	5	
4.B	Consider solid waste collection and processing improvements to increase waste diversion away from landfills as a part of service provider and facility transition planning.	2	
4.C	Implement campaigns for waste prevention.	3	
Play 4.2: Ensure resilience of water supply			
Next Moves			
4.D	Promote and seek incentives for making water conservation a way of life and set a water reduction target consistent with new statewide requirements.	6	
4.E	Partner with Valley Water to evaluate opportunities to expand water reuse.	4	
Play 4.3: Enhance natural carbon sequestration capacity			
Next Moves			
4.F	Implement the City's Urban Forest Management Plan and continue to protect and expand tree canopy.	7	
4.G	Implement the City's Green Stormwater Infrastructure Plan.	3	1
Play 4.4: Shift to low carbon food			
Next Moves			
4.H	Promote consumer awareness of low carbon foods.	2	1
4.I	Work with large businesses to identify best practices for implementing local food gardens.	3	1

**Comments:**

- Can we consider tabulating and informing citizens about airline travel?
- Very important category. Gets at consumption emissions.
- Consider consumption inventory.
- Rainwater harvesting?
- Groundwater recharge initiatives?
- Encourage residents to calculate individual carbon footprint
- 4.I Identifying best practices is good, work with large businesses to subsidize locally grown food for low income families
- Need standard Food Cycle for apartments

- Reduce single-use plastics in businesses (& homes I guess too)
- Carbon capture through composting and sustainable landscaping
- Need action on building a sharing ethic
- Category needs strengthening
- Expand 4.F and 4.I to include effective carbon capture and carbon sequestration in the soil of residences and even businesses

**Strategy 5:****Empowering Our Community****Play 5.1: Enhance community awareness and engagement**

Next Moves		Count of Blue Dots (Excited)	Count of Red Dots (Remove)
5.A	Pilot a targeted grassroots community engagement strategy (e.g., Cool Blocks Program) to create stronger connections between neighbors to advance climate action and emergency preparedness.	6	
5.B	Evaluate opportunities for the City to provide online resources and tools for community and small business climate action (e.g., resource center for retrofit electrification, online tool or app to track individual carbon emissions).	3	1
5.C	Create a stronger social media and web presence for Sunnyvale climate action.	2	
5.D	Implement the Sustainability Speaker Series.	2	
5.E	Evaluate and pilot a program for youth engagement on climate, building on current engagement with school classrooms and green teams.	1	
5.F	Build relationships with largest employers to collaborate on climate action, such as: (a) engaging employees to participate in sustainability initiatives; (b) encouraging and facilitating investment in climate action programs or projects.	7	1

**Play 5.2: Track and share data and tools**

Next Moves			
5.G	Implement improvements for climate action data performance tracking and reporting progress to the public (e.g., community dashboard).	1	1
5.H	Publish annual greenhouse gas (GHG) inventory.	1	

**Comments:**

- How are residents going to access events?
- Key category
- GHG reporting belongs on city homepage
- How about public art that encourages sustainability – Chris Jorden
- Sustainable gardening and landscaping: No leaf blowers; No chemicals
- Probably need new online tool that emphasizes acting and greatest impact
- Empowering renters to get engaged. Not all of us get a say as to how our residences use energy. Help!
- Build on MYN emergency preparedness program with community engagement process
- GHG performance data needs to be prominently displayed at all city facilities
- Want to make sure that online services are accessible to all
- Not all residents have access to stable WiFi



Strategy 6: Adapting to a Changing Climate			
Play 6.1: Assess climate vulnerabilities for Sunnyvale			
Next Moves		Count of Blue Dots (Excited)	Count of Red Dots (Remove)
6.A	Review and summarize assessment products developed by the County's Silicon Valley 2.0 project and by the State.		
6.B	Participate in regional forums on climate vulnerability and adaptation.	2	
Play 6.2: Protect shoreline area from sea level rise and coastal flooding			
Next Moves			
6.C	Collaborate with Valley Water to advance a shoreline protection project with the US Army Corps of Engineers or other partners.	4	
6.D	Identify shoreline protection solutions as part of Moffett Park Specific Plan update.	2	
Play 6.3: Strengthen community resiliency			
Next Moves			
6.E	Update existing emergency preparedness and response plans to address climate-related impacts such as heat events, air quality issues and flooding.	3	
6.F	Develop a community resiliency plan.	5	2

**Comments:**

- Clearly identify areas at risk from sea level rise
- Basic function of government
- Need to clarify what 6D means
- Will the resiliency plan be separate from CAP
- Valley water should expedite Bike/Ped on East and West Channels
- Great to see regional collaboration listed here

### Live Polling Results from Community Meeting

March 23, 2019

Number of Meeting Attendees: 17

Number of Poll Participants: 12

Source: Zeetings Live Polling Software

Number	Question	Answer	Responses	Type	Status
1	1. How did you get to today's meeting?	I drove	6	Multiple Choice	Active
1	1. How did you get to today's meeting?	I rode a bike/scooter	3	Multiple Choice	Active
1	1. How did you get to today's meeting?	I walked	0	Multiple Choice	Active
1	1. How did you get to today's meeting?	I used my ruby slippers	0	Multiple Choice	Active
1	1. How did you get to today's meeting?	I flew on my zero emissions broomstick	1	Multiple Choice	Active
2	2. Sunnyvale's community-wide emissions are currently at 28% below 1990 levels. With the Climate Action Playbook, the City is proposing to achieve an 80% reduction by 2050. What do you think about the City's proposed target?	Target is not ambitious enough.	5	Multiple Choice	Active
2	2. Sunnyvale's community-wide emissions are currently at 28% below 1990 levels. With the Climate Action Playbook, the City is proposing to achieve an 80% reduction by 2050. What do you think about the City's proposed target?	Target is appropriate.	3	Multiple Choice	Active
2	2. Sunnyvale's community-wide emissions are currently at 28% below 1990 levels. With the Climate Action Playbook, the City is proposing to achieve an 80% reduction by 2050. What do you think about the City's proposed target?	Target is too ambitious.	0	Multiple Choice	Active
2	2. Sunnyvale's community-wide emissions are currently at 28% below 1990 levels. With the Climate Action Playbook, the City is proposing to achieve an 80% reduction by 2050. What do you think about the City's proposed target?	Unsure	2	Multiple Choice	Active
3	3. Which Plays are you most excited about?	Play 1.1: Promote 100% clean electricity	5	Multiple Selection	Active
3	3. Which Plays are you most excited about?	Play 1.2: Increase distributed solar photovoltaics and storage	3	Multiple Selection	Active

## ATTACHMENT 7

Number	Question	Answer	Responses	Type	Status
3	3. Which Plays are you most excited about?	Play 2.1: Reduce energy consumption in existing buildings	4	Multiple Selection	Active
3	3. Which Plays are you most excited about?	Play 2.2: Support electrification of existing buildings	5	Multiple Selection	Active
3	3. Which Plays are you most excited about?	Play 2.3: Zero Net Energy and all-electric new construction	4	Multiple Selection	Active
3	3. Which Plays are you most excited about?	Play 3.1: Balance land use supply and enhance urban form	2	Multiple Selection	Active
3	3. Which Plays are you most excited about?	Play 3.2: Increase transportation options and support shared mobility	8	Multiple Selection	Active
3	3. Which Plays are you most excited about?	Play 3.3: Increase zero-emission vehicles	4	Multiple Selection	Active
3	3. Which Plays are you most excited about?	Play 4.1: Achieve zero waste goals	3	Multiple Selection	Active
3	3. Which Plays are you most excited about?	Play 4.2: Ensure resilience of water supply	2	Multiple Selection	Active
3	3. Which Plays are you most excited about?	Play 4.3: Enhance natural carbon sequestration capacity	3	Multiple Selection	Active
3	3. Which Plays are you most excited about?	Play 4.4: Shift to low carbon food	3	Multiple Selection	Active
3	3. Which Plays are you most excited about?	Play 5.1: Enhance community awareness and engagement	6	Multiple Selection	Active
3	3. Which Plays are you most excited about?	Play 5.2: Track and share data and tools	3	Multiple Selection	Active
3	3. Which Plays are you most excited about?	Play 6.1: Assess climate vulnerabilities for Sunnyvale	4	Multiple Selection	Active
3	3. Which Plays are you most excited about?	Play 6.2: Protect shoreline area from sea level rise and coastal flooding	2	Multiple Selection	Active
3	3. Which Plays are you most excited about?	Play 6.3: Strengthen community resiliency	2	Multiple Selection	Active
4	4. Which Plays are you most concerned about?	Play 1.1: Promote 100% clean electricity	0	Multiple Selection	Active
4	4. Which Plays are you most concerned about?	Play 1.2: Increase distributed solar ☒ photovoltaics and storage	0	Multiple Selection	Active

# ATTACHMENT 7

Number	Question	Answer	Responses	Type	Status
4	4. Which Plays are you most concerned about?	Play 2.1: Reduce energy consumption in existing buildings	0	Multiple Selection	Active
4	4. Which Plays are you most concerned about?	Play 2.2: Support electrification of existing buildings	0	Multiple Selection	Active
4	4. Which Plays are you most concerned about?	Play 2.3: Zero Net Energy and all-electric new construction	0	Multiple Selection	Active
4	4. Which Plays are you most concerned about?	Play 3.1: Balance land use supply and enhance urban form	0	Multiple Selection	Active
4	4. Which Plays are you most concerned about?	Play 3.2: Increase transportation options and support shared mobility	0	Multiple Selection	Active
4	4. Which Plays are you most concerned about?	Play 3.3: Increase zero-emission vehicles	1	Multiple Selection	Active
4	4. Which Plays are you most concerned about?	Play 4.1: Achieve zero waste goals	0	Multiple Selection	Active
4	4. Which Plays are you most concerned about?	Play 4.2: Ensure resilience of water supply	0	Multiple Selection	Active
4	4. Which Plays are you most concerned about?	Play 4.3: Enhance natural carbon sequestration capacity	0	Multiple Selection	Active
4	4. Which Plays are you most concerned about?	Play 4.4: Shift to low carbon food	0	Multiple Selection	Active
4	4. Which Plays are you most concerned about?	Play 5.1: Enhance community awareness and engagement	0	Multiple Selection	Active
4	4. Which Plays are you most concerned about?	Play 5.2: Track and share data and tools	1	Multiple Selection	Active
4	4. Which Plays are you most concerned about?	Play 6.1: Assess climate vulnerabilities for Sunnyvale	0	Multiple Selection	Active
4	4. Which Plays are you most concerned about?	Play 6.2: Protect shoreline area from sea level rise and coastal flooding	0	Multiple Selection	Active
4	4. Which Plays are you most concerned about?	Play 6.3: Strengthen community resiliency	0	Multiple Selection	Active
5	5. Given what you have now learned about the Strategies and Plays, what do you think of Sunnyvale's targets of reducing emissions by 80% by 2050 (carbon neutrality)?	Target is not ambitious enough.	6	Multiple Choice	Active

## ATTACHMENT 7

Number	Question	Answer	Responses	Type	Status
5	5. Given what you have now learned about the Strategies and Plays, what do you think of Sunnyvale’s targets of reducing emissions by 80% by 2050 (carbon neutrality)?	Target is appropriate.	4	Multiple Choice	Active
5	5. Given what you have now learned about the Strategies and Plays, what do you think of Sunnyvale’s targets of reducing emissions by 80% by 2050 (carbon neutrality)?	Target is too ambitious.	0	Multiple Choice	Active
5	5. Given what you have now learned about the Strategies and Plays, what do you think of Sunnyvale’s targets of reducing emissions by 80% by 2050 (carbon neutrality)?	Unsure	2	Multiple Choice	Active
5	Sunnyvale’s community-wide emissions are currently at 28% below 1990 levels. With the Climate Action Playbook, the City is proposing to achieve an 80% reduction by 2050. What do you think about the City’s proposed target?	Target is too ambitious.	0	Multiple Choice	5
5	Sunnyvale’s community-wide emissions are currently at 28% below 1990 levels. With the Climate Action Playbook, the City is proposing to achieve an 80% reduction by 2050. What do you think about the City’s proposed target?	Unsure.	1	Multiple Choice	5

## Notes from Focus Group: Developer Outreach Meeting April 8, 2019

### Title

Climate Action Playbook Developer Outreach Meeting – April 8, 2019, 10 a.m. to noon

### City Staff Present:

Ramana Chinnakotla

Trudi Ryan

Melody Tovar

Nupur Hiremath

Elizabeth Greenfield

### Attendees Present:

Patty Rhodes, Juniper

Peter Larko, JP DiNapoli Companies Inc.

Dan Deibel, Olympic Residential

### Meeting Summary:

Ramana Chinnakotla, Director of Environmental Services, in collaboration with Melody Tovar, Regulatory Programs Division Manager, and Nupur Hiremath, Environmental Programs Manager, of the City of Sunnyvale Environmental Services Department, delivered a presentation describing the structure and content of the Draft Climate Action Playbook.

The presentation covered an overview of the history of climate action in Sunnyvale and progress to date; the targets of the new Climate Action Playbook; and the proposed Strategies, Plays, targets, and Moves to reduce greenhouse gas emissions by 2050. Attendees participated in live polling and an interactive dot voting activity to indicate the Plays and Moves they were excited and concerned about (see following pages).

Attendees asked questions and made comments on the information presented, which included:

- Questions about the renewable energy portfolio difference between Silicon Valley Clean Energy (SVCE) and Pacific Gas & Electric (PG&E).
- Clarification of the meaning of Play 3.1 - Balance land use supply and enhance urban form.
- Clarification of the definition of Zero Net Energy and the feasibility of achieving it for high-rise buildings with high load but limited area for installing onsite rooftop solar.
- Clarification on whether onsite electricity generation from natural gas would be exempt from efforts to discourage natural gas use.
- Clarification on the meaning of Play 4.4 - Shift to low carbon food.
- Question about the process for adopting a mandatory solar ordinance.
- Comments about the challenges facing decarbonizing transportation, including shrinking bus service, the regional scope of the issue, and limited public transportation options available in Sunnyvale.
- Clarifications about potential funding sources for the Playbook, including carbon impact fees.
- Question about whether the Climate Action Playbook would apply to projects already approved but not yet built.

**Dot Voting Exercise Results**

Meeting attendees were invited to share feedback on the Next Moves in the Game Plan 2022 of the Playbook. Each attendee was given 10 blue dot stickers to place next to Moves they were excited about and 10 red dots to place next to Moves they wanted to remove. Attendees could also provide more general comments on specific moves via post-its. The results of the Dot Voting Exercise and comments provided by attendees are summarized by Strategy below.

<b>Strategy 1: Promoting Clean Electricity</b>			
<b>Play 1.1: Promote 100% clean electricity</b>			
	<b>Next Moves</b>	<b>Count of Blue Dots (Excited)</b>	<b>Count of Red Dots (Remove)</b>
1.A	Continue to support and steer Silicon Valley Clean Energy (SVCE) in providing clean power and decarbonization programs.		
1.B	Collaborate with SVCE to target direct access customers to shift to 100% clean electricity.		
<b>Play 1.2: Increase distributed solar photovoltaics and storage</b>			
	<b>Next Moves</b>		
1.C	Collaborate with SVCE to evaluate opportunities for energy storage and to maximize utilization of local solar supply.	1	

**Comments:**

None.

**Strategy 2:  
Decarbonizing Buildings**

**Play 2.1: Reduce energy consumption in existing buildings**

Next Moves		Count of Blue Dots (Excited)	Count of Red Dots (Remove)
2.A	Research energy disclosure and energy benchmarking requirements for commercial and multi-family residential buildings to encourage property owners and managers to invest in energy efficiency upgrades and building information systems.	2	
2.B	Advocate to regional providers of energy efficiency programs (such as Bay Area Regional Energy Network or BayREN, Silicon Valley Energy Watch or SVEW) that their offerings are more aggressively promoted to Sunnyvale residents and businesses.		

**Play 2.2: Support electrification of existing buildings**

Next Moves		Count of Blue Dots (Excited)	Count of Red Dots (Remove)
2.C	Develop a program to accelerate the adoption of heat pump water heaters and space heaters.	1	
2.D	Electrify municipal buildings upon rebuild or significant remodel, including the Civic Center.	1	

**Play 2.3: Zero Net Energy and all-electric new construction**

Next Moves		Count of Blue Dots (Excited)	Count of Red Dots (Remove)
2.E	Evaluate code and permitting processes to streamline building electrification.		
2.F	Investigate the potential for implementing a differential Utility Use Tax that is at least revenue neutral, such that local taxes on electricity are lower than on natural gas, to incentivize electrification.	2	
2.G	Continue to incentivize energy efficient and high performance buildings through the Green Building Program updates.	3	
2.H	Research a mandatory solar roof ordinance for new commercial developments.		1

**Comments:**

None.



Strategy 3: Decarbonizing Transportation & Sustainable Land Use		
Play 3.1: Balance land use supply and enhance urban form		
Next Moves	Count of Blue Dots (Excited)	Count of Red Dots (Remove)
3.A	Plan for additional housing, with the goal of diverse housing, to reduce long-distance commutes.	2
3.B	Identify areas that are most appropriate for parking strategies that discourage vehicle use, such as pricing, time limits and supply reductions.	
Play 3.2: Increase transportation options and support shared mobility		
Next Moves		
3.C	Enhance City Transportation Demand Management (TDM) program implementation and monitoring to facilitate further reductions in single-occupant automobile trips, citywide.	
3.D	Advocate that regional service providers implement high quality transit service and a robust set of first- and last-mile strategies in over two-thirds of the cross-city corridors.	3
3.E	Update and implement the Integrated Bicycle, Pedestrian and Safe Routes to School Plan to achieve a connected, safe and active network.	
3.F	Pilot and evaluate shared bicycle and scooter programs.	
3.G	Pilot shuttle service in Peery Park and consider options for expansion of a similar service in other areas undergoing redevelopment.	1
3.H	Develop design standards for streets and parking lots to accommodate increased pick-up and drop-off for rideshare passengers and apply as appropriate.	2
3.I	Monitor autonomous vehicle testing and deployment to inform proactive policy	
Play 3.3: Increase zero-emission vehicles		
Next Moves		
3.J	Develop a Community Electric Vehicle Readiness and Infrastructure Plan.	1
3.K	Promote and seek incentives for community adoption of electric vehicles.	
3.L	Electrify Municipal Fleet as vehicles are replaced and continue to seek incentives for electric vehicles and charging infrastructure.	

**Comments:**

None.

**Strategy 4:  
Managing Resources Sustainably**

**Play 4.1: Achieve Zero Waste goals**

	Next Moves	Count of Blue Dots (Excited)	Count of Red Dots (Remove)
4.A	Implement and expand food scraps diversion programs to include additional businesses and multi-family residents.		
4.B	Consider solid waste collection and processing improvements to increase waste diversion away from landfills as a part of service provider and facility transition planning.		
4.C	Implement campaigns for waste prevention.		

**Play 4.2: Ensure resilience of water supply**

	Next Moves		
4.D	Promote and seek incentives for making water conservation a way of life and set a water reduction target consistent with new statewide requirements.		
4.E	Partner with Valley Water to evaluate opportunities to expand water reuse.		

**Play 4.3: Enhance natural carbon sequestration capacity**

	Next Moves		
4.F	Implement the City's Urban Forest Management Plan and continue to protect and expand tree canopy.		
4.G	Implement the City's Green Stormwater Infrastructure Plan.		

**Play 4.4: Shift to low carbon food**

	Next Moves		
4.H	Promote consumer awareness of low carbon foods.		
4.I	Work with large businesses to identify best practices for implementing local food gardens.		

**Comments:**

None.

Strategy 5: Empowering Our Community		
Play 5.1: Enhance community awareness and engagement		
Next Moves	Count of Blue Dots (Excited)	Count of Red Dots (Remove)
5.A	Pilot a targeted grassroots community engagement strategy (e.g., Cool Blocks Program) to create stronger connections between neighbors to advance climate action and emergency preparedness.	
5.B	Evaluate opportunities for the City to provide online resources and tools for community and small business climate action (e.g., resource center for retrofit electrification, online tool or app to track individual carbon emissions).	
5.C	Create a stronger social media and web presence for Sunnyvale climate action.	
5.D	Implement the Sustainability Speaker Series.	1
5.E	Evaluate and pilot a program for youth engagement on climate, building on current engagement with school classrooms and green teams.	2
5.F	Build relationships with largest employers to collaborate on climate action, such as: (a) engaging employees to participate in sustainability initiatives; (b) encouraging and facilitating investment in climate action programs or projects.	
Play 5.2: Track and share data and tools		
Next Moves		
5.G	Implement improvements for climate action data performance tracking and reporting progress to the public (e.g., community dashboard).	
5.H	Publish annual greenhouse gas (GHG) inventory.	

**Comments:**

None.

Strategy 6: Adapting to a Changing Climate			
Play 6.1: Assess climate vulnerabilities for Sunnyvale			
	Next Moves	Count of Blue Dots (Excited)	Count of Red Dots (Remove)
6.A	Review and summarize assessment products developed by the County's Silicon Valley 2.0 project and by the State.		
6.B	Participate in regional forums on climate vulnerability and adaptation.		
Play 6.2: Protect shoreline area from sea level rise and coastal flooding			
	Next Moves		
6.C	Collaborate with Valley Water to advance a shoreline protection project with the US Army Corps of Engineers or other partners.		
6.D	Identify shoreline protection solutions as part of Moffett Park Specific Plan update.		
Play 6.3: Strengthen community resiliency			
	Next Moves		
6.E	Update existing emergency preparedness and response plans to address climate-related impacts such as heat events, air quality issues and flooding.		
6.F	Develop a community resiliency plan.		

**Comments:**

None.

### Live Polling Results from Developer Meeting

April 15, 2019

Number of Meeting Attendees: 3

Number of Poll Participants: 3

Source: Zeetings Live Polling Software

Number	Question	Answer	Responses	Type	Status
1	Test question: How did you get here today?	I drove my car	1	Multiple Choice	Active
1	Test question: How did you get here today?	I drove in my electric/zero emissions car	1	Multiple Choice	Active
1	Test question: How did you get here today?	I biked	0	Multiple Choice	Active
1	Test question: How did you get here today?	I walked	0	Multiple Choice	Active
1	Test question: How did you get here today?	I used my ruby slippers	0	Multiple Choice	Active
1	Test question: How did you get here today?	I flew on my zero emissions broomstick	0	Multiple Choice	Active
2	Sunnyvale's community-wide emissions are currently at 28% below 1990 levels. With the Climate Action Playbook, the City is proposing to achieve an 80% reduction by 2050. What do you think about the City's proposed target?	Target is not ambitious enough.	0	Multiple Choice	Active
2	Sunnyvale's community-wide emissions are currently at 28% below 1990 levels. With the Climate Action Playbook, the City is proposing to achieve an 80% reduction by 2050. What do you think about the City's proposed target?	Target is appropriate.	0	Multiple Choice	Active
2	Sunnyvale's community-wide emissions are currently at 28% below 1990 levels. With the Climate Action Playbook, the City is proposing to achieve an 80% reduction by 2050. What do you think about the City's proposed target?	Target is too ambitious.	0	Multiple Choice	Active
2	Sunnyvale's community-wide emissions are currently at 28% below 1990 levels. With the Climate Action Playbook, the City is proposing to achieve an 80% reduction by 2050. What do you think about the City's proposed target?	Unsure.	2	Multiple Choice	Active
3	Which Plays are you excited about?	Play 1.1: Promote 100% clean electricity	1	Multiple Selection	Active

# ATTACHMENT 7

Number	Question	Answer	Responses	Type	Status
3	Which Plays are you excited about?	Play 1.2: Increase distributed solar ☒ photovoltaics and storage	1	Multiple Selection	Active
3	Which Plays are you excited about?	Play 2.1: Reduce energy consumption in existing buildings	3	Multiple Selection	Active
3	Which Plays are you excited about?	Play 2.2: Support electrification of existing buildings	2	Multiple Selection	Active
3	Which Plays are you excited about?	Play 2.3: Zero Net Energy and all-electric new construction	1	Multiple Selection	Active
3	Which Plays are you excited about?	Play 3.1: Balance land use supply and enhance urban form	2	Multiple Selection	Active
3	Which Plays are you excited about?	Play 3.2: Increase transportation options and support shared mobility	3	Multiple Selection	Active
3	Which Plays are you excited about?	Play 3.3: Increase zero-emission vehicles	2	Multiple Selection	Active
3	Which Plays are you excited about?	Play 4.1: Achieve zero waste goals	0	Multiple Selection	Active
3	Which Plays are you excited about?	Play 4.2: Ensure resilience of water supply	0	Multiple Selection	Active
3	Which Plays are you excited about?	Play 4.3: Enhance natural carbon sequestration capacity	0	Multiple Selection	Active
3	Which Plays are you excited about?	Play 4.4: Shift to low carbon food	0	Multiple Selection	Active
3	Which Plays are you excited about?	Play 5.1: Enhance community awareness and engagement	2	Multiple Selection	Active
3	Which Plays are you excited about?	Play 5.2: Track and share data and tools	2	Multiple Selection	Active
3	Which Plays are you excited about?	Play 6.1: Assess climate vulnerabilities for Sunnyvale	0	Multiple Selection	Active
3	Which Plays are you excited about?	Play 6.2: Protect shoreline area from sea level rise and coastal flooding	1	Multiple Selection	Active
3	Which Plays are you excited about?	Play 6.3: Strengthen community resiliency	0	Multiple Selection	Active
4	Which Plays do you think the City should not pursue (i.e., remove from the Playbook)?	Play 1.1: Promote 100% clean electricity	0	Multiple Selection	Active

# ATTACHMENT 7

Number	Question	Answer	Responses	Type	Status
4	Which Plays do you think the City should not pursue (i.e., remove from the Playbook)?	Play 1.2: Increase distributed solar ☒ photovoltaics and storage	0	Multiple Selection	Active
4	Which Plays do you think the City should not pursue (i.e., remove from the Playbook)?	Play 2.1: Reduce energy consumption in existing buildings	0	Multiple Selection	Active
4	Which Plays do you think the City should not pursue (i.e., remove from the Playbook)?	Play 2.2: Support electrification of existing buildings	0	Multiple Selection	Active
4	Which Plays do you think the City should not pursue (i.e., remove from the Playbook)?	Play 2.3: Zero Net Energy and all-electric new construction	1	Multiple Selection	Active
4	Which Plays do you think the City should not pursue (i.e., remove from the Playbook)?	Play 3.1: Balance land use supply and enhance urban form	0	Multiple Selection	Active
4	Which Plays do you think the City should not pursue (i.e., remove from the Playbook)?	Play 3.2: Increase transportation options and support shared mobility	0	Multiple Selection	Active
4	Which Plays do you think the City should not pursue (i.e., remove from the Playbook)?	Play 3.3: Increase zero-emission vehicles	0	Multiple Selection	Active
4	Which Plays do you think the City should not pursue (i.e., remove from the Playbook)?	Play 4.1: Achieve zero waste goals	0	Multiple Selection	Active
4	Which Plays do you think the City should not pursue (i.e., remove from the Playbook)?	Play 4.2: Ensure resilience of water supply	0	Multiple Selection	Active
4	Which Plays do you think the City should not pursue (i.e., remove from the Playbook)?	Play 4.3: Enhance natural carbon sequestration capacity	0	Multiple Selection	Active
4	Which Plays do you think the City should not pursue (i.e., remove from the Playbook)?	Play 4.4: Shift to low carbon food	3	Multiple Selection	Active
4	Which Plays do you think the City should not pursue (i.e., remove from the Playbook)?	Play 5.1: Enhance community awareness and engagement	0	Multiple Selection	Active
4	Which Plays do you think the City should not pursue (i.e., remove from the Playbook)?	Play 5.2: Track and share data and tools	0	Multiple Selection	Active
4	Which Plays do you think the City should not pursue (i.e., remove from the Playbook)?	Play 6.1: Assess climate vulnerabilities for Sunnyvale	0	Multiple Selection	Active
4	Which Plays do you think the City should not pursue (i.e., remove from the Playbook)?	Play 6.2: Protect shoreline area from sea level rise and coastal flooding	0	Multiple Selection	Active
4	Which Plays do you think the City should not pursue (i.e., remove from the Playbook)?	Play 6.3: Strengthen community resiliency	0	Multiple Selection	Active

## ATTACHMENT 7

Number	Question	Answer	Responses	Type	Status
5	Sunnyvale's community-wide emissions are currently at 28% below 1990 levels. With the Climate Action Playbook, the City is proposing to achieve an 80% reduction by 2050. What do you think about the City's proposed target?	Target is not ambitious enough.	0	Multiple Choice	Active
5	Sunnyvale's community-wide emissions are currently at 28% below 1990 levels. With the Climate Action Playbook, the City is proposing to achieve an 80% reduction by 2050. What do you think about the City's proposed target?	Target is appropriate.	3	Multiple Choice	Active
5	Sunnyvale's community-wide emissions are currently at 28% below 1990 levels. With the Climate Action Playbook, the City is proposing to achieve an 80% reduction by 2050. What do you think about the City's proposed target?	Target is too ambitious.	0	Multiple Choice	Active
5	Sunnyvale's community-wide emissions are currently at 28% below 1990 levels. With the Climate Action Playbook, the City is proposing to achieve an 80% reduction by 2050. What do you think about the City's proposed target?	Unsure.	0	Multiple Choice	Active
5	Sunnyvale's community-wide emissions are currently at 28% below 1990 levels. With the Climate Action Playbook, the City is proposing to achieve an 80% reduction by 2050. What do you think about the City's proposed target?	Unsure.	1	Multiple Choice	Active



## Notes from Focus Group: Business Outreach Meeting April 11, 2019

### **Title**

Climate Action Playbook Business Outreach Meeting – April 11, 2019, 8:30 a.m. to 10:30 a.m.

### **Staff Present:**

Nupur Hiremath  
Elizabeth Greenfield  
Olivia Thomas  
Maria Rodriguez  
Connie Verceles

### **Attendees Present:**

Cindy O'Leary, XP Power  
Lauren Sparandara, Google  
Layla Monajemi, Juniper Networks  
Angela Rausch, resident

### **Meeting Summary:**

Nupur Hiremath, Environmental Programs Manager at the City of Sunnyvale Environmental Services Department, delivered a presentation describing the structure and content of the Draft Climate Action Playbook.

The presentation covered an overview of the history of climate action in Sunnyvale and progress to date; the targets of the new Climate Action Playbook; and the proposed Strategies, Plays, targets, and Moves to reduce greenhouse gas emissions by 2050. Attendees participated in live polling and an interactive dot voting activity to indicate the Plays and Moves they were excited and concerned about (see following pages).

- Attendees asked questions and made comments on the information presented, which included:  
Concern about discouraging all natural gas use, specifically on-site natural gas used for electricity generation.
- Questions about the timeline of implementation of the Utility Use Tax (UUT).
- Questions about how the ambitious vehicle miles traveled (VMT) reduction goals will be met, and how emissions reductions are measured.
- Comment about California Public Utility Commission (CPUC)-mandated exit fees that make participation in Silicon Valley Clean Energy (SVCE) less attractive for businesses.
- Question about whether carbon impact fees would include embodied carbon.
- Question about where to access information about the FoodCycle program.

**Dot Voting Exercise Results**

Meeting attendees were invited to share feedback on the Next Moves in the Game Plan 2022 of the Playbook. Each attendee was given 10 blue dot stickers to place next to Moves they were excited about and 10 red dots to place next to Moves they wanted to remove. Attendees could also provide more general comments on specific moves via post-its. The results of the Dot Voting Exercise and comments provided by attendees are summarized by Strategy below.

Strategy 1: Promoting Clean Electricity			
Play 1.1: Promote 100% clean electricity			
	Next Moves	Count of Blue Dots (Excited)	Count of Red Dots (Remove)
1.A	Continue to support and steer Silicon Valley Clean Energy (SVCE) in providing clean power and decarbonization programs.		1
1.B	Collaborate with SVCE to target direct access customers to shift to 100% clean electricity.	1	1
Play 1.2: Increase distributed solar photovoltaics and storage			
	Next Moves		
1.C	Collaborate with SVCE to evaluate opportunities for energy storage and to maximize utilization of local solar supply.		1

**Comments:**

- Collaboration with SVCE without CPUC’s engagement might result in significant business impact. The exist [sic] fee that SVCE’s customers are charged is mandated by CPUC.

Strategy 2: Decarbonizing Buildings		
Play 2.1: Reduce energy consumption in existing buildings		
Next Moves	Count of Blue Dots (Excited)	Count of Red Dots (Remove)
2.A	Research energy disclosure and energy benchmarking requirements for commercial and multi-family residential buildings to encourage property owners and managers to invest in energy efficiency upgrades and building information systems.	1
2.B	Advocate to regional providers of energy efficiency programs (such as Bay Area Regional Energy Network or BayREN, Silicon Valley Energy Watch or SVEW) that their offerings are more aggressively promoted to Sunnyvale residents and businesses.	1
Play 2.2: Support electrification of existing buildings		
Next Moves		
2.C	Develop a program to accelerate the adoption of heat pump water heaters and space heaters.	
2.D	Electrify municipal buildings upon rebuild or significant remodel, including the Civic Center.	
Play 2.3: Zero Net Energy and all-electric new construction		
Next Moves		
2.E	Evaluate code and permitting processes to streamline building electrification.	2
2.F	Investigate the potential for implementing a differential Utility Use Tax that is at least revenue neutral, such that local taxes on electricity are lower than on natural gas, to incentivize electrification.	2
2.G	Continue to incentivize energy efficient and high performance buildings through the Green Building Program updates.	3
2.H	Research a mandatory solar roof ordinance for new commercial developments.	1

**Comments:**

- Local tax on natural gas used for onsite power generation technologies should be treated differently than NG used for core purposes.

Strategy 3: Decarbonizing Transportation & Sustainable Land Use		
Play 3.1: Balance land use supply and enhance urban form		
Next Moves	Count of Blue Dots (Excited)	Count of Red Dots (Remove)
3.A	Plan for additional housing, with the goal of diverse housing, to reduce long-distance commutes.	
3.B	Identify areas that are most appropriate for parking strategies that discourage vehicle use, such as pricing, time limits and supply reductions.	1
Play 3.2: Increase transportation options and support shared mobility		
Next Moves		
3.C	Enhance City Transportation Demand Management (TDM) program implementation and monitoring to facilitate further reductions in single-occupant automobile trips, citywide.	
3.D	Advocate that regional service providers implement high quality transit service and a robust set of first- and last-mile strategies in over two-thirds of the cross-city corridors.	
3.E	Update and implement the Integrated Bicycle, Pedestrian and Safe Routes to School Plan to achieve a connected, safe and active network.	
3.F	Pilot and evaluate shared bicycle and scooter programs.	
3.G	Pilot shuttle service in Peery Park and consider options for expansion of a similar service in other areas undergoing redevelopment.	
3.H	Develop design standards for streets and parking lots to accommodate increased pick-up and drop-off for rideshare passengers and apply as appropriate.	
3.I	Monitor autonomous vehicle testing and deployment to inform proactive policy	
Play 3.3: Increase zero-emission vehicles		
Next Moves		
3.J	Develop a Community Electric Vehicle Readiness and Infrastructure Plan.	
3.K	Promote and seek incentives for community adoption of electric vehicles.	
3.L	Electrify Municipal Fleet as vehicles are replaced and continue to seek incentives for electric vehicles and charging infrastructure.	

**Comments:**

None.

Strategy 4: Managing Resources Sustainably		
Play 4.1: Achieve Zero Waste goals		
Next Moves	Count of Blue Dots (Excited)	Count of Red Dots (Remove)
4.A	Implement and expand food scraps diversion programs to include additional businesses and multi-family residents.	2
4.B	Consider solid waste collection and processing improvements to increase waste diversion away from landfills as a part of service provider and facility transition planning.	1
4.C	Implement campaigns for waste prevention.	1
Play 4.2: Ensure resilience of water supply		
Next Moves		
4.D	Promote and seek incentives for making water conservation a way of life and set a water reduction target consistent with new statewide requirements.	
4.E	Partner with Valley Water to evaluate opportunities to expand water reuse.	1
Play 4.3: Enhance natural carbon sequestration capacity		
Next Moves		
4.F	Implement the City's Urban Forest Management Plan and continue to protect and expand tree canopy.	2
4.G	Implement the City's Green Stormwater Infrastructure Plan.	
Play 4.4: Shift to low carbon food		
Next Moves		
4.H	Promote consumer awareness of low carbon foods.	1
4.I	Work with large businesses to identify best practices for implementing local food gardens.	

**Comments:**

- Consider deconstruction requirement

**Strategy 5:  
Empowering Our Community**

**Play 5.1: Enhance community awareness and engagement**

Next Moves	Count of Blue Dots (Excited)	Count of Red Dots (Remove)
5.A Pilot a targeted grassroots community engagement strategy (e.g., Cool Blocks Program) to create stronger connections between neighbors to advance climate action and emergency preparedness.		
5.B Evaluate opportunities for the City to provide online resources and tools for community and small business climate action (e.g., resource center for retrofit electrification, online tool or app to track individual carbon emissions).	1	
5.C Create a stronger social media and web presence for Sunnyvale climate action.		
5.D Implement the Sustainability Speaker Series.	2	
5.E Evaluate and pilot a program for youth engagement on climate, building on current engagement with school classrooms and green teams.	1	
5.F Build relationships with largest employers to collaborate on climate action, such as: (a) engaging employees to participate in sustainability initiatives; (b) encouraging and facilitating investment in climate action programs or projects.	1	

**Play 5.2: Track and share data and tools**

Next Moves		
5.G Implement improvements for climate action data performance tracking and reporting progress to the public (e.g., community dashboard).		
5.H Publish annual greenhouse gas (GHG) inventory.		

**Comments:**

None.

Strategy 6: Adapting to a Changing Climate			
Play 6.1: Assess climate vulnerabilities for Sunnyvale			
Next Moves		Count of Blue Dots (Excited)	Count of Red Dots (Remove)
6.A	Review and summarize assessment products developed by the County's Silicon Valley 2.0 project and by the State.		
6.B	Participate in regional forums on climate vulnerability and adaptation.		
Play 6.2: Protect shoreline area from sea level rise and coastal flooding			
Next Moves			
6.C	Collaborate with Valley Water to advance a shoreline protection project with the US Army Corps of Engineers or other partners.		
6.D	Identify shoreline protection solutions as part of Moffett Park Specific Plan update.		
Play 6.3: Strengthen community resiliency			
Next Moves			
6.E	Update existing emergency preparedness and response plans to address climate-related impacts such as heat events, air quality issues and flooding.		
6.F	Develop a community resiliency plan.		

**Comments:**

None.

**Live Polling Results from Business Meeting**

April 11, 2019

Number of Meeting Attendees: 4

Number of Poll Participants:

Source: Zeetings Live Polling Software

Number	Question	Answer	Responses	Type	Status
1	Test: How did you get here today?	I drove	6	Multiple Choice	Active
1	Test: How did you get here today?	I drove in my zero emissions car	6	Multiple Choice	Active
1	Test: How did you get here today?	I biked	2	Multiple Choice	Active
1	Test: How did you get here today?	I used my ruby slippers	1	Multiple Choice	Active
1	Test: How did you get here today?	I flew on my zero emissions broomstick	1	Multiple Choice	Active
2	Sunnyvale's community-wide emissions are currently at 28% below 1990 levels. With the Climate Action Playbook, the City is proposing to achieve an 80% reduction by 2050. What do you think about the City's proposed target?	Target is not ambitious enough.	10	Multiple Choice	Active
2	Sunnyvale's community-wide emissions are currently at 28% below 1990 levels. With the Climate Action Playbook, the City is proposing to achieve an 80% reduction by 2050. What do you think about the City's proposed target?	Target is appropriate.	4	Multiple Choice	Active
2	Sunnyvale's community-wide emissions are currently at 28% below 1990 levels. With the Climate Action Playbook, the City is proposing to achieve an 80% reduction by 2050. What do you think about the City's proposed target?	Target is too ambitious.	0	Multiple Choice	Active
2	Sunnyvale's community-wide emissions are currently at 28% below 1990 levels. With the Climate Action Playbook, the City is proposing to achieve an 80% reduction by 2050. What do you think about the City's proposed target?	Unsure.	0	Multiple Choice	Active
3	Which Plays are you excited about?	Play 1.1: Promote 100% clean electricity	7	Multiple Selection	Active
3	Which Plays are you excited about?	Play 1.2: Increase distributed solar photovoltaics and storage	9	Multiple Selection	Active



## ATTACHMENT 7

Number	Question	Answer	Responses	Type	Status
3	Which Plays are you excited about?	Play 2.1: Reduce energy consumption in existing buildings	11	Multiple Selection	Active
3	Which Plays are you excited about?	Play 2.2: Support electrification of existing buildings	12	Multiple Selection	Active
3	Which Plays are you excited about?	Play 2.3: Zero Net Energy and all-electric new construction	13	Multiple Selection	Active
3	Which Plays are you excited about?	Play 3.1: Balance land use supply and enhance urban form	7	Multiple Selection	Active
3	Which Plays are you excited about?	Play 3.2: Increase transportation options and support shared mobility	17	Multiple Selection	Active
3	Which Plays are you excited about?	Play 3.3: Increase zero-emission vehicles	6	Multiple Selection	Active
3	Which Plays are you excited about?	Play 4.1: Achieve zero waste goals	5	Multiple Selection	Active
3	Which Plays are you excited about?	Play 4.2: Ensure resilience of water supply	7	Multiple Selection	Active
3	Which Plays are you excited about?	Play 4.3: Enhance natural carbon sequestration capacity	7	Multiple Selection	Active
3	Which Plays are you excited about?	Play 4.4: Shift to low carbon food	6	Multiple Selection	Active
3	Which Plays are you excited about?	Play 5.1: Enhance community awareness and engagement	11	Multiple Selection	Active
3	Which Plays are you excited about?	Play 5.2: Track and share data and tools	8	Multiple Selection	Active
3	Which Plays are you excited about?	Play 6.1: Assess climate vulnerabilities for Sunnyvale	4	Multiple Selection	Active
3	Which Plays are you excited about?	Play 6.2: Protect shoreline area from sea level rise and coastal flooding	8	Multiple Selection	Active
3	Which Plays are you excited about?	Play 6.3: Strengthen community resiliency	5	Multiple Selection	Active
3	Which Plays are you excited about?	None of the above	0	Multiple Selection	Active
4	Which Plays do you think the City should not pursue (i.e., remove from the Playbook)?	Play 1.1: Promote 100% clean electricity	0	Multiple Selection	Active
4	Which Plays do you think the City should not pursue (i.e., remove from the Playbook)?	Play 1.2: Increase distributed solar photovoltaics and storage	0	Multiple Selection	Active

# ATTACHMENT 7

Number	Question	Answer	Responses	Type	Status
4	Which Plays do you think the City should not pursue (i.e., remove from the Playbook)?	Play 2.1: Reduce energy consumption in existing buildings	0	Multiple Selection	Active
4	Which Plays do you think the City should not pursue (i.e., remove from the Playbook)?	Play 2.2: Support electrification of existing buildings	0	Multiple Selection	Active
4	Which Plays do you think the City should not pursue (i.e., remove from the Playbook)?	Play 2.3: Zero Net Energy and all-electric new construction	0	Multiple Selection	Active
4	Which Plays do you think the City should not pursue (i.e., remove from the Playbook)?	Play 3.1: Balance land use supply and enhance urban form	1	Multiple Selection	Active
4	Which Plays do you think the City should not pursue (i.e., remove from the Playbook)?	Play 3.2: Increase transportation options and support shared mobility	0	Multiple Selection	Active
4	Which Plays do you think the City should not pursue (i.e., remove from the Playbook)?	Play 3.3: Increase zero-emission vehicles	1	Multiple Selection	Active
4	Which Plays do you think the City should not pursue (i.e., remove from the Playbook)?	Play 4.1: Achieve zero waste goals	0	Multiple Selection	Active
4	Which Plays do you think the City should not pursue (i.e., remove from the Playbook)?	Play 4.2: Ensure resilience of water supply	0	Multiple Selection	Active
4	Which Plays do you think the City should not pursue (i.e., remove from the Playbook)?	Play 4.3: Enhance natural carbon sequestration capacity	1	Multiple Selection	Active
4	Which Plays do you think the City should not pursue (i.e., remove from the Playbook)?	Play 4.4: Shift to low carbon food	3	Multiple Selection	Active
4	Which Plays do you think the City should not pursue (i.e., remove from the Playbook)?	Play 5.1: Enhance community awareness and engagement	0	Multiple Selection	Active
4	Which Plays do you think the City should not pursue (i.e., remove from the Playbook)?	Play 5.2: Track and share data and tools	0	Multiple Selection	Active
4	Which Plays do you think the City should not pursue (i.e., remove from the Playbook)?	Play 6.1: Assess climate vulnerabilities for Sunnyvale	0	Multiple Selection	Active
4	Which Plays do you think the City should not pursue (i.e., remove from the Playbook)?	Play 6.2: Protect shoreline area from sea level rise and coastal flooding	1	Multiple Selection	Active
4	Which Plays do you think the City should not pursue (i.e., remove from the Playbook)?	Play 6.3: Strengthen community resiliency	1	Multiple Selection	Active
4	Which Plays do you think the City should not pursue (i.e., remove from the Playbook)?	None of the above	13	Multiple Selection	Active

## ATTACHMENT 7

Number	Question	Answer	Responses	Type	Status
5	Sunnyvale’s community-wide emissions are currently at 28% below 1990 levels. With the Climate Action Playbook, the City is proposing to achieve an 80% reduction by 2050. What do you think about the City’s proposed target?	Target is not ambitious enough.	12	Multiple Choice	Active
5	Sunnyvale’s community-wide emissions are currently at 28% below 1990 levels. With the Climate Action Playbook, the City is proposing to achieve an 80% reduction by 2050. What do you think about the City’s proposed target?	Target is appropriate.	7	Multiple Choice	Active
5	Sunnyvale’s community-wide emissions are currently at 28% below 1990 levels. With the Climate Action Playbook, the City is proposing to achieve an 80% reduction by 2050. What do you think about the City’s proposed target?	Target is too ambitious.	0	Multiple Choice	Active
5	Sunnyvale’s community-wide emissions are currently at 28% below 1990 levels. With the Climate Action Playbook, the City is proposing to achieve an 80% reduction by 2050. What do you think about the City’s proposed target?	Unsure.	1	Multiple Choice	Active

## Notes from Informal Meeting at the Rotary Club April 2, 2019

### **Title**

Climate Action Playbook Informal Outreach Meeting with Rotary Club – April 8, 2019, 12:30 p.m. to 1 p.m.

### **City Staff Present:**

Melody Tovar  
Nupur Hiremath

### **Attendees Present:**

Twenty-six (26) Rotary members were present.

### **Meeting Summary:**

Melody Tovar, Regulatory Programs Division Manager, and Nupur Hiremath, Environmental Programs Manager, delivered a presentation to the Sunnyvale Rotary Club at the Elks Lodge on April 2, 2019 from 12:30 p.m. to 1 p.m. describing the structure and content of the Draft Climate Action Playbook.

The presentation covered an overview of the history of climate action in Sunnyvale and progress to date; the targets of the new Climate Action Playbook; and the proposed Strategies, Plays, targets, and Moves to reduce greenhouse gas emissions by 2050. Attendees participated in live polling with a show of hands to indicate their position on climate action in Sunnyvale.

### **Show of Hands Poll Results**

Meeting attendees were asked to participate in live polling with a show of hands for the following questions:

1. What do you think about the City's current efforts to address climate change locally?

Responses (multiple choice)	Count of Hands
I am supportive	19
I am supportive, but have concerns	0
I am not supportive	0
Unsure	0

2. What do you think of Sunnyvale's proposal to meet the State's long-term target of reducing emissions 80% below 1990 levels by 2050 (carbon neutrality)?

Responses (multiple choice)	Count of Hands
Target is appropriate	17
Target is too ambitious	0
Target is not ambitious enough	1
Unsure	3

## Notes from Informal Meeting at the Unitarian Universalist Fellowship of Sunnyvale

**April 14, 2019**

### **Title**

Climate Action Playbook Informal Outreach Meeting with Unitarian Universalist Fellowship of Sunnyvale – April 14, 2019, 10:45 a.m. to noon.

### **City Staff Present:**

Nupur Hiremath  
Elizabeth Greenfield

### **Attendees Present:**

Twenty-seven (27) individuals were present.

### **Meeting Summary:**

Nupur Hiremath, Environmental Programs Manager, and Elizabeth Greenfield, Sustainability Fellow, delivered a presentation to the Unitarian Universalist Fellowship of Sunnyvale congregation at their church on April 14, 2019 from 10:45 a.m. to noon describing the structure and content of the Draft Climate Action Playbook.

The presentation covered an overview of the history of climate action in Sunnyvale and progress to date; the targets of the new Climate Action Playbook; and the proposed Strategies, Plays, targets, and Moves to reduce greenhouse gas emissions by 2050. Attendees participated in live polling with a show of hands to indicate their position on climate action in Sunnyvale.

### **Show of Hands Poll Results**

Meeting attendees were asked to participate in live polling with a show of hands for the following questions:

1. What do you think about the City's current efforts to address climate change locally?

Responses (multiple choice)	Count of Hands
I am supportive	19
I am supportive, but have concerns	2
I am not supportive	0
Unsure	1

2. What do you think of Sunnyvale's proposal to meet the State's long-term target of reducing emissions 80% below 1990 levels by 2050 (carbon neutrality)?

Responses (multiple choice)	Count of Hands
Target is appropriate	7
Target is too ambitious	0
Target is not ambitious enough	12
Unsure	4