

PROFESSIONAL SKILLS

Skilled in a variety of fine art mediums including but not limited to: painting, drawing, ceramics, sculpture, textiles, weaving, printmaking, mixed media collage, woodworking, jewelry making and photography.

Website design and digital photo editing.

PERSONAL SKILLS

Creating a positive work environment.

Being kind and compassionate, and helping others achieve success.

Remaining calm, even in stressful situations.

Ability to re-evaluate and adapt easily when needed.

HOBBIES

Outside of being a wife, mom, and artist, I enjoy going on hikes, bike rides. I also enjoy being active in my church community. Additionally, whenever possible, I like to be creative in the kitchen and try out new recipes.

REFERENCES

Available on request.

ALEXANDRA MUDDLE

ARTIST

PROFILE

Alex is a skilled, talented artist in many art mediums. She is also a muralist and loves creating public art. Her love of teaching art continually drives her to learn and try new art forms, techniques and skills herself. Alex is passionate about learning and growing as a person and artist. Alex enjoys participating in different art shows and art festivals and painting on a large scale. She is also a published artist/illustrator and has had her artwork on display/exhibited in multiple states throughout the U.S. Alex loves working on commissions and creating beautiful, meaningful art for clients.

CAREER

ARTIST

2012 - Present

a.g.g. Art Studio

I am the founder and working artist of a.g.g. Art Studio. I have developed a business where I sell my own artwork and services as a muralist. I have a passion for community/pubic art and creating custom work for both clients and the general public. Additionally, I display my artwork through setting up shows with local businesses, participating in events/festivals, as well as participating in exhibits on a national level.

ART TEACHER

2019 - 2019

Starting Arts

I previously worked as a Consulting Art Teacher for Starting Arts. Starting Arts partners with various schools in the Bay Area to provide educational arts opportunities to students. I accepted contract to teach art at various schools.

ART COORDINATOR

2015 - 2016

PALS Chrysalis Health

I ran an art studio for PALS Chrysalis Health, a day program that serves adults with developmental disabilities. I developed art programs and exhibits/shows, sold artwork on behalf of adults with disabilities, and helped manage staff to facilitate the art studio and program.

ART TEACHER

2012 - 2014

Columbus Area Schools

I taught Art to grades Kindergarten through 12th Grade, although mainly at the elementary level. I taught 500 students on a daily basis and kept detailed portfolios and assessments for each one.

EDUCATION

The Ohio State University


2011 - 2012


Master of Art Education Program pursuing a Pre K-12 teaching license in the area of visual arts.


The Ohio State University


2008 - 2011

Bachelor of Art Education

 aggartstudio.com
Fremont, California

 224-456-9877

 amuddle@aggartstudio.com

 @aggartstudio

Annotated Image List

Artist: Alexandra Muddle

Images 1-4

Title: California Native Wildflowers and Pollinators

Size: Approximately 4 feet wide x 6 feet high x 1 foot deep (at center of sun)

Materials: Outdoor acrylic paint sealed/varnished with Spar Urethane

Location: Sunnyvale, CA

Date: November/December, 2024

Budget: \$1000

Description: This painted fiberglass sun sculpture was created as part of *The Suns of Sunnyvale* art exhibit in Sunnyvale. California native wildflowers and pollinators are the focal point of the design, along with their connection to the sun. Bright, cheerful colors were chosen to hopefully evoke joy and happiness.

Images 5-9

Title: Untitled

Size: Approximately 9-10 feet wide (wrapped) x 6 feet high

Materials: Outdoor acrylic paint on utility box sealed with MuralShield

Location: Sunnyvale, CA

Date: July/August, 2023

Budget: \$1000

Description: This mural was created as part of *The Great Box Cover-up* project in Sunnyvale. The art is all about creativity, innovation and sustainability. The design depicts a brain that fuels the water source, which helps grow the “flowers” which are actually great ideas.

Images 10-13

Title: Untitled

Size: Approximately 8 feet wide x 8 feet high

Materials: Indoor acrylic paint on pre-painted interior wall

Location: Fremont, CA

Date: September, 2024

Budget: \$400

Description: This mural was created for Cutting Edge, a salon located in Fremont, CA. The client wanted the words “you are beautiful” painted backwards on the wall so that the phrase could be read through the reflection of the mirror. I added some leafy botanical elements to the design to incorporate all of the plants located throughout the salon, which helped make the space feel more cohesive.

Images 14-17

Title: Untitled

Size: Approximately 9-10 feet wide (wrapped) x 6 feet high

Materials: Outdoor acrylic paint on utility box sealed with MuralShield

Location: Union City, CA

Date: March, 2023

Budget: \$1000

Description: This mural was created as part of The Utility Box Mural Art Program in Union City. The positive message encourages people to "grow where life plants you." This is especially encouraging to the people who live in Union City, as many did not grow up in the city, or even the state of California. The mountains also represent the beautiful mountains that are iconic of the scenery in Union City, and the active agriculture and farming that still take place in these mountains.

Image 18

Title: Darwin

Size: 8in x 10in

Materials: Acrylic Paint on Paper

Location: San Francisco, CA

Date: July, 2024

Budget: \$200

Description: I created this portrait for a client who commissioned me to paint their friends' pet: a female tortoise named Darwin. The client wanted the portrait to be colorful.

Image 19

Title: Untitled

Size: Varies

Materials: Digital Art

Location: Digital/Fremont

Date: November, 2023

Budget: N/A

Description: I created this piece for fun. I love using things from nature as subject matter, and incorporating fun, playful colors.

Images 12 -13

Title: Untitled

Size: 3ft x 4ft

Materials: Outdoor acrylic paint on wood sealed with Spar Urethane

Location: Fremont, CA

Date: May, 2024

Budget: N/A

Description: I decided to paint an outdoor picnic table that I ordered for my kids. The goal was to weatherproof the table more, while also giving my kids a fun, whimsical, playful design that pairs well with the umbrella that came with the table.

ART EXAMPLES

Alexandra Muddle

IMAGES 1-4



IMAGES 5-9



IMAGES 10-13



IMAGES 14-17



IMAGE 18



IMAGE 19



IMAGES 20-21



Corn Palace Park Bench Proposal

Artist: Alexandra Muddle


Description, Overview and Design:

While formulating my design for the bench, I visited the park location, talked with neighbors who live across the street, and gathered a mental portfolio of public art (with an emphasis in mosaics) as it relates to parks and playgrounds around Sunnyvale and the Bay Area. As a mom of two young kids (ages 2 and 5), I spend a lot of time at a variety of parks and playgrounds, which allows me to study how parks and playgrounds are used across generations. My goal was to create a design that respects the origins of the park as it relates to the farm and agricultural history of The Corn Palace. I also wanted to create a design that speaks to a bold, innovative city and community.



Overall, the design I created aims to balance the history and origins of the park, along with the present, thriving community and generations to come. The linear design in it's various circles, arches, and geometric lines represent the lines created within farming and agriculture. The image of large circular farms (due to the center of irrigation) from an aerial view while flying in a plane came to mind, along with more traditionally irrigated farms. The bold, changing colors reflect a bold, lively, diverse city and community. While the colors are vibrant and bold, they also work well in nature. In general, the design is meant to be fun, colorful, and whimsical...something perfectly fitted for a park. I also wanted to create a design that is different than what I've seen in existing public art around the Bay Area, especially mosaic art in public, outdoor spaces. I feel confident that this design is unique, happy, playful and pays homage to the history of the park.

I've created a few different conceptual photos of the digital design on different concrete, backless benches for visual reference.



Materials, Process, and Installation:


My plan is to create a mosaic art piece using glass, 12mm square mosaics on a concrete, backless bench. I am open to the exact style of bench, depending on the designs of the other two selected artists, and if we choose a bench style collectively or not, prefabricated or not. My design can easily be modified or added to depending on the exact bench style. Once a bench is selected, I will map out the design on a template that will be placed under a fiberglass mesh for guideline purposes only. I will then adhere the mosaic tiles to the mesh backing. The backing will be installed (likely in segments due to weight) to the concrete bench using a thin-set mortar. Thin-set is the best adhesive when working with concrete and will provide longevity for the art. The tiles are hard and durable, impervious to liquid, UV-resistant and frost proof, making them an ideal material to work with when creating art on an outdoor bench. Lastly, once mosaic tiles and grout are fully cured, I will apply a waterproof grout sealer that will protect the grout from mold, mildew and dirt/stains in general. In the event that the grout does become dirty, the sealant will help make the grout easier to clean. Benches get used a lot. The art I create with these mosaic tiles will withstand weather, sun, and general wear and tear; they will also retain their vibrancy in color for decades.

I wanted to add that using these specific square, 12mm tiles are not just something I chose for durability purposes, but also for design reasons. The little squares being installed in such a repetitive, linear way plays homage to corn on the cob. The symbolism of the corn kernels reflect the number one crop previously planted at the location, and the name of the park. The mosaic tiles themselves are made from recycled glass. I love this since I value using recycled materials and choosing materials that reflect part of the city's brand essence (sustainability).



Sample Art Piece:

I created an 11x14 inch sample of the design using the actual mosaic tiles I will be using on the bench to better illustrate the design and use of materials. Photos were taken outside, since I wanted the tiles to be seen in the same outdoor lighting that they they will ultimately be displayed in. The sample art is the exact size/scale of how the tiles/design will look once installed on the bench. I've outlined the sample area in black on the design for reference. Please note that for the sample piece, I switched some colors around for design purposes of the sample. I also was running low on white tiles for the background and needed to substitute with another color. As this is only a sample piece, the colors not being an exact replica of the final design is ok.



Final Thoughts:

In addition to all of the previously stated thoughts and considerations that went into my design process, I also thought a lot about how benches are used, and how people might interact with the art. I envision the small child clutching their toy car or toy excavator being called over to sit and have a snack break on the bench, and maybe driving the toy along the lined mosaics like a road or track...still playing while eating. I also envision the senior, adult, teen, or child tracing their fingers along the lines in a meditative fashion, similar to the meditative nature of walking a labyrinth. I imagine the bench might be a safe spot for the individual with special needs who may be looking for a comforting place to sit...somewhere that can bring visual stimulation while also providing a tactile/sensory relief. It brings me so much joy to create public art, which is why I spend a lot of time thinking about the people that will interact with the art. It is also incredibly important that the art I make be inclusive to all. Thank you for the opportunity to submit a design proposal for one of the three benches that will be installed at the Corn Palace Park. I hope you enjoy the design and all of the thought and planning that went into my design process.

