




Legend	
Active	
	R1 (11)
	R2 (2)
	<all other values> (2)

PLNG-2026-0028  
1401 S Mary Ave (APN: 320-22-053)  
DESIGN REVIEW | VARIANCE  
300-ft Area  
2026

