

Hellmuth, Obata & Kassabaum, Inc.



One Bush Street, Suite 200
San Francisco, CA 94104 USA
T +1 415 243 0555 F +1 415 882 7763

NORTH BUILDING

945 Kifer Road, Sunnyvale, CA 94086

PRIVATE PEDESTRIAN BRIDGE

Between 950 & 945 Kifer Road, Sunnyvale, CA 94086

Prepared for

INTUITIVE SURGICAL, INC.



Issued information

Modification to Approved Site Development Permit

RESPONSE TO FOURTH ROUND
OF PLANNING COMMENTS

Volume 4

MARCH 1, 2024



Project
ISI HQ NORTH BUILDING
945 Kifer Road, Sunnyvale, CA 94085

Prepared For
INTUITIVE SURGICAL, INC.
1020 Kifer Road Sunnyvale, CA



Helmiuth, Obata & Kassabum, Inc.
One Bush Street, Suite 200
San Francisco, CA 94104 USA
t +1 415 243 0555 f +1 415 882 7763

Responsible
BullGong Inc
Contractor
195 S. Van Ness Ave.,
San Francisco, CA 94103

Kier & Wright
Civil Engineer
2951 Collier Canyon Road
Livermore, CA 94551

Commissioner
Professional Engineer
1254 Diamond Parkway
Sunnyvale, CA 94085

Taylor Engineering
Mechanical, Plumbing, Fire Protection
1250 Marlin Street, Suite 201
Alameda, CA 94501-1142

The Engineering Enterprise
Electrical
1250 Marlin Street, Suite 201
Alameda, CA 94501

Lerch Bates
Vertical Transportation, Exterior Bldg Maintenance
460 Redwood Hwy, Suite 16-10
San Rafael, CA 94903

KSH Architects
Envision AEC
545 Oak Street
San Francisco, CA 94108

Project No:
Revision No:

Revision No:

Table with 3 columns: No., Description, Date. Contains revision history entries.

Project No: 20-2436-02
Sheet Title:

PROJECT DATA

Project No: 20-2436-02
Sheet Title:

PROJECT DATA

G4-001

PROJECT DIRECTORY

A. PROJECT ADDRESS:
NORTH BUILDING, 945 KIFER ROAD, SUNNYVALE, CA 94085
B. PROJECT CONTACT: [Name, Phone, Email]
C. ARCHITECT: [Name, Phone, Email]
D. ENGINEER: [Name, Phone, Email]
E. CONTRACTOR: [Name, Phone, Email]
F. GENERAL CONTRACTOR: [Name, Phone, Email]

PACKAGE DESCRIPTION - NORTH BUILDING

- PACKAGE 01: DEMOLITION
1. SITE DEMOLITION
2. DEMOLITION AND GRUBBING
3. TREE PROTECTION
4. EROSION CONTROL
5. SPECIAL INSPECTION (STRUCTURAL)
6. SPECIAL INSPECTION (MECHANICAL)
7. SPECIAL INSPECTION (ELECTRICAL)
8. SPECIAL INSPECTION (MECHANICAL)
9. SPECIAL INSPECTION (MECHANICAL)
10. SPECIAL INSPECTION (MECHANICAL)
11. SPECIAL INSPECTION (MECHANICAL)
12. SPECIAL INSPECTION (MECHANICAL)
13. SPECIAL INSPECTION (MECHANICAL)
14. SPECIAL INSPECTION (MECHANICAL)
15. SPECIAL INSPECTION (MECHANICAL)
16. SPECIAL INSPECTION (MECHANICAL)
17. SPECIAL INSPECTION (MECHANICAL)
18. SPECIAL INSPECTION (MECHANICAL)
19. SPECIAL INSPECTION (MECHANICAL)
20. SPECIAL INSPECTION (MECHANICAL)

LIST OF SPECIFIED ITEM CODES

The specified item codes with xx suffixes are designations that relate to items which may be tagged in the construction documents and are further described by the project specifications.

No.	Description	Date
AC01	ACRYLIC SHEET	08/24/09
AC02	ACRYLIC SHEET	08/24/09
AC03	ACRYLIC SHEET	08/24/09
AC04	ACRYLIC SHEET	08/24/09
AC05	ACRYLIC SHEET	08/24/09
AC06	ACRYLIC SHEET	08/24/09
AC07	ACRYLIC SHEET	08/24/09
AC08	ACRYLIC SHEET	08/24/09
AC09	ACRYLIC SHEET	08/24/09
AC10	ACRYLIC SHEET	08/24/09
AC11	ACRYLIC SHEET	08/24/09
AC12	ACRYLIC SHEET	08/24/09
AC13	ACRYLIC SHEET	08/24/09
AC14	ACRYLIC SHEET	08/24/09
AC15	ACRYLIC SHEET	08/24/09
AC16	ACRYLIC SHEET	08/24/09
AC17	ACRYLIC SHEET	08/24/09
AC18	ACRYLIC SHEET	08/24/09
AC19	ACRYLIC SHEET	08/24/09
AC20	ACRYLIC SHEET	08/24/09
AC21	ACRYLIC SHEET	08/24/09
AC22	ACRYLIC SHEET	08/24/09
AC23	ACRYLIC SHEET	08/24/09
AC24	ACRYLIC SHEET	08/24/09
AC25	ACRYLIC SHEET	08/24/09
AC26	ACRYLIC SHEET	08/24/09
AC27	ACRYLIC SHEET	08/24/09
AC28	ACRYLIC SHEET	08/24/09
AC29	ACRYLIC SHEET	08/24/09
AC30	ACRYLIC SHEET	08/24/09
AC31	ACRYLIC SHEET	08/24/09
AC32	ACRYLIC SHEET	08/24/09
AC33	ACRYLIC SHEET	08/24/09
AC34	ACRYLIC SHEET	08/24/09
AC35	ACRYLIC SHEET	08/24/09
AC36	ACRYLIC SHEET	08/24/09
AC37	ACRYLIC SHEET	08/24/09
AC38	ACRYLIC SHEET	08/24/09
AC39	ACRYLIC SHEET	08/24/09
AC40	ACRYLIC SHEET	08/24/09
AC41	ACRYLIC SHEET	08/24/09
AC42	ACRYLIC SHEET	08/24/09
AC43	ACRYLIC SHEET	08/24/09
AC44	ACRYLIC SHEET	08/24/09
AC45	ACRYLIC SHEET	08/24/09
AC46	ACRYLIC SHEET	08/24/09
AC47	ACRYLIC SHEET	08/24/09
AC48	ACRYLIC SHEET	08/24/09
AC49	ACRYLIC SHEET	08/24/09
AC50	ACRYLIC SHEET	08/24/09
AC51	ACRYLIC SHEET	08/24/09
AC52	ACRYLIC SHEET	08/24/09
AC53	ACRYLIC SHEET	08/24/09
AC54	ACRYLIC SHEET	08/24/09
AC55	ACRYLIC SHEET	08/24/09
AC56	ACRYLIC SHEET	08/24/09
AC57	ACRYLIC SHEET	08/24/09
AC58	ACRYLIC SHEET	08/24/09
AC59	ACRYLIC SHEET	08/24/09
AC60	ACRYLIC SHEET	08/24/09
AC61	ACRYLIC SHEET	08/24/09
AC62	ACRYLIC SHEET	08/24/09
AC63	ACRYLIC SHEET	08/24/09
AC64	ACRYLIC SHEET	08/24/09
AC65	ACRYLIC SHEET	08/24/09
AC66	ACRYLIC SHEET	08/24/09
AC67	ACRYLIC SHEET	08/24/09
AC68	ACRYLIC SHEET	08/24/09
AC69	ACRYLIC SHEET	08/24/09
AC70	ACRYLIC SHEET	08/24/09
AC71	ACRYLIC SHEET	08/24/09
AC72	ACRYLIC SHEET	08/24/09
AC73	ACRYLIC SHEET	08/24/09
AC74	ACRYLIC SHEET	08/24/09
AC75	ACRYLIC SHEET	08/24/09
AC76	ACRYLIC SHEET	08/24/09
AC77	ACRYLIC SHEET	08/24/09
AC78	ACRYLIC SHEET	08/24/09
AC79	ACRYLIC SHEET	08/24/09
AC80	ACRYLIC SHEET	08/24/09
AC81	ACRYLIC SHEET	08/24/09
AC82	ACRYLIC SHEET	08/24/09
AC83	ACRYLIC SHEET	08/24/09
AC84	ACRYLIC SHEET	08/24/09
AC85	ACRYLIC SHEET	08/24/09
AC86	ACRYLIC SHEET	08/24/09
AC87	ACRYLIC SHEET	08/24/09
AC88	ACRYLIC SHEET	08/24/09
AC89	ACRYLIC SHEET	08/24/09
AC90	ACRYLIC SHEET	08/24/09
AC91	ACRYLIC SHEET	08/24/09
AC92	ACRYLIC SHEET	08/24/09
AC93	ACRYLIC SHEET	08/24/09
AC94	ACRYLIC SHEET	08/24/09
AC95	ACRYLIC SHEET	08/24/09
AC96	ACRYLIC SHEET	08/24/09
AC97	ACRYLIC SHEET	08/24/09
AC98	ACRYLIC SHEET	08/24/09
AC99	ACRYLIC SHEET	08/24/09
AC100	ACRYLIC SHEET	08/24/09

DELEGATED DESIGN ITEMS

- A. METAL STAIRS
B. EQUIPMENT CURBS & EQUIPMENT SUPPORTS INCLUDING SEISMIC BRACING
C. CURTAIN WALL GLAZING SYSTEMS
D. CURTAIN WALL GLAZING SYSTEMS
E. CURTAIN WALL GLAZING SYSTEMS
F. METAL PANEL GLAZING SYSTEMS
G. METAL PANEL GLAZING SYSTEMS
H. METAL PANEL GLAZING SYSTEMS
I. METAL PANEL GLAZING SYSTEMS
J. METAL PANEL GLAZING SYSTEMS
K. METAL PANEL GLAZING SYSTEMS
L. METAL PANEL GLAZING SYSTEMS
M. METAL PANEL GLAZING SYSTEMS
N. METAL PANEL GLAZING SYSTEMS
O. METAL PANEL GLAZING SYSTEMS
P. METAL PANEL GLAZING SYSTEMS
Q. METAL PANEL GLAZING SYSTEMS
R. METAL PANEL GLAZING SYSTEMS
S. METAL PANEL GLAZING SYSTEMS
T. METAL PANEL GLAZING SYSTEMS
U. METAL PANEL GLAZING SYSTEMS
V. METAL PANEL GLAZING SYSTEMS
W. METAL PANEL GLAZING SYSTEMS
X. METAL PANEL GLAZING SYSTEMS
Y. METAL PANEL GLAZING SYSTEMS
Z. METAL PANEL GLAZING SYSTEMS

CODE ANALYSIS

A. PROJECT ADDRESS: NORTH BUILDING, 945 KIFER ROAD, SUNNYVALE, CA 94085
B. PROJECT CONTACT: [Name, Phone, Email]
C. ARCHITECT: [Name, Phone, Email]
D. ENGINEER: [Name, Phone, Email]
E. CONTRACTOR: [Name, Phone, Email]
F. GENERAL CONTRACTOR: [Name, Phone, Email]

PLANNING GROSS AREA - NORTH BLDG

Table with 2 columns: LEVEL, AREA. Shows gross area for each level and grand totals.

PLANNING GROSS AREA - NORTH BLDG

Table with 2 columns: LEVEL, AREA. Shows gross area for each level and grand totals.

- GENERAL BUILDING LIMITATIONS:
1. CONSTRUCTION TYPE: TYPE I-B, FULLY SPRINKLERED WITH EMERGENCY VOLUME (ELEVATOR SHAFT ENCLOSURE, TYPE III-B)
2. CONSTRUCTION TYPE: TYPE I-B, UNSPRINKLERED
3. ALLOWABLE BUILDING HEIGHTS AND AREAS
4. NON-SEISMIC WALLS - EXTERIOR: 2 HR
5. NON-SEISMIC WALLS - INTERIOR: 1 HR
6. FLOORS AND FLOOR CEILING ASSOC. SECONDARY MEMBERS: 2 HR
7. FLOORS AND FLOOR CEILING ASSOC. SECONDARY MEMBERS: 1 HR
8. JOINT FIRESTOPPING
9. JOINT PENETRATION
10. JOINT PENETRATION

PLANNING REQUIREMENTS FROM APPROVED SPECIAL DEVELOPMENT PERMIT INCLUDED FOR REFERENCE

Reference to approved special development permit for building code requirements.

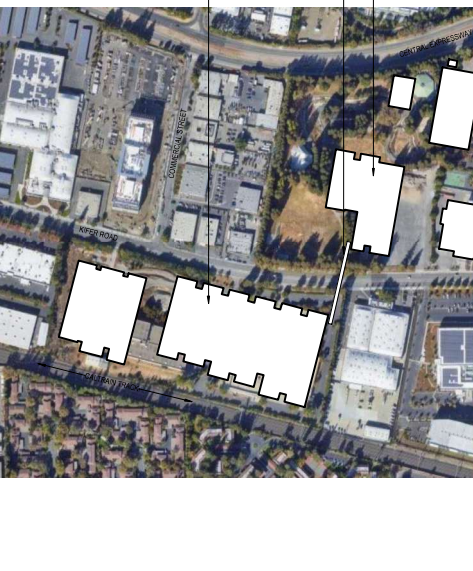
PLANNING REQUIREMENTS FROM APPROVED SPECIAL DEVELOPMENT PERMIT INCLUDED FOR REFERENCE

Table with 4 columns: OCCUPANCY TYPE, FUNCTION, AREA, OCC. LOAD FACTOR, OCCUPANTS, OCC PER PERSON. Lists various building areas and their occupancy details.

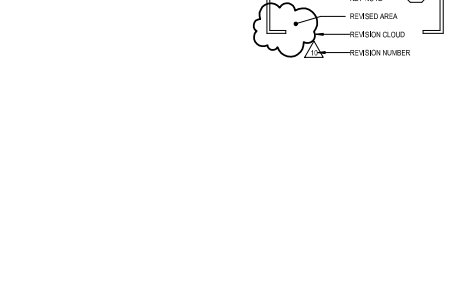
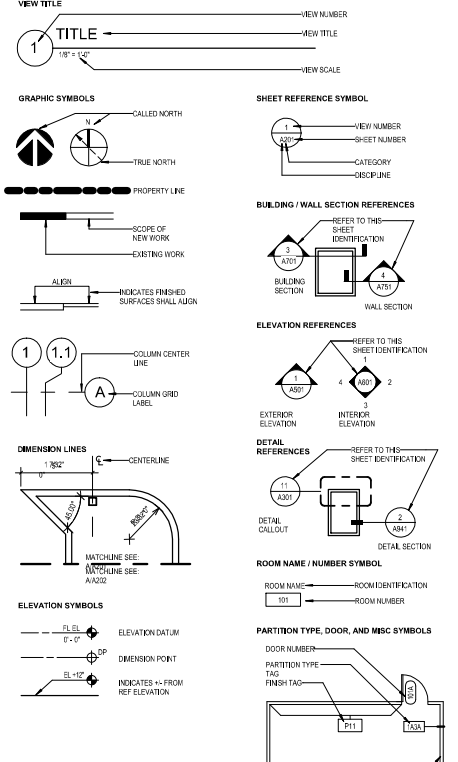
LOCATION MAP



PROJECT AREA



ANNOTATION SYMBOLS



GENERAL NOTES

- 1. THE CONTRACTOR SHALL PROVIDE COMPLETE PROJECT SYSTEMS AND COMPONENTS AND COMPLY WITH ALL REQUIREMENTS INDICATED ON THE PROJECT DOCUMENTS.
2. WORK WITHIN THE AREA BOUNDARIES INDICATED IN THE PROJECT DOCUMENTS, AND COMPLY WITH ALL APPLICABLE BUILDING CODE, REGULATION, & ORDINANCE REQUIREMENTS, OCCUPANT ADJACENT TO THE PROJECT AREA BOUNDARIES SHALL CONTINUE EXISTING OCCUPANCY DURING CONSTRUCTION OF THE PROJECT.
3. VERIFY FIELD CONDITIONS AND COORDINATION WITH THE PROJECT DOCUMENTS PRIOR TO PROCEEDING WITH THE WORK.
4. COORDINATE THE WORK WITH ALL REQUIREMENTS INDICATED IN THE PROJECT DOCUMENTS.
5. PERFORM THE WORK AT THE PROJECT SITE DURING NORMAL BUSINESS HOURS, UNLESS OTHERWISE NOTED.
6. COORDINATE THE WORK WITH EQUIPMENT, FURNISHINGS, AND SYSTEMS PROVIDED BY THE OWNER.

LIST OF ABBREVIATIONS

Table with 2 columns: Abbreviation, Full Name. Lists various abbreviations used throughout the project documents.

Project
ISI HQ NORTH BUILDING
945 Kifer Road, Sunnyvale, CA, 94085

Prepared For
INTUITIVE SURGICAL, INC.
1020 Kifer Road Sunnyvale, CA



Hillier, Obata & Kassabaum, Inc.
One Bush Street, Suite 200
San Francisco, CA 94104 USA
t +1 415 243 0555 f +1 415 882 7763

Approved for Construction Permit 2024
11/14/2024

BullGroup
Civil Engineer
2501 Collier Canyon Road
Livermore, CA 94551

Comston
Civil Engineer
1250 Diamond Parkway
Sunnyvale, CA 94085

Taylor Engineering
Mechanical, Plumbing, Fire Protection
1300 Marina Village Parkway, Suite 501
Alameda, CA 94501-1142

The Engineering Enterprise
Electrical
130 Marina Village Parkway
Alameda, CA 94501

Lench Bates
Vertical Transportation, Exterior Sign Maintenance
4400 Ravenswood Way, Suite 18-510
San Rafael, CA 94903

KSH Architects
Envision AEC
540 Sutter Street
San Francisco, CA 94108

Professional Seal

Professional Stamp

Professional Seal

Professional Stamp

Professional Seal

Professional Stamp

Professional Seal

Professional Stamp

Professional Seal

Professional Stamp

Professional Seal

Professional Stamp

Professional Seal

Professional Stamp

Professional Seal

Professional Stamp

Professional Seal

Professional Stamp

Professional Seal

Professional Stamp

Professional Seal

Professional Stamp

Professional Seal

Professional Stamp

Professional Seal

Professional Stamp

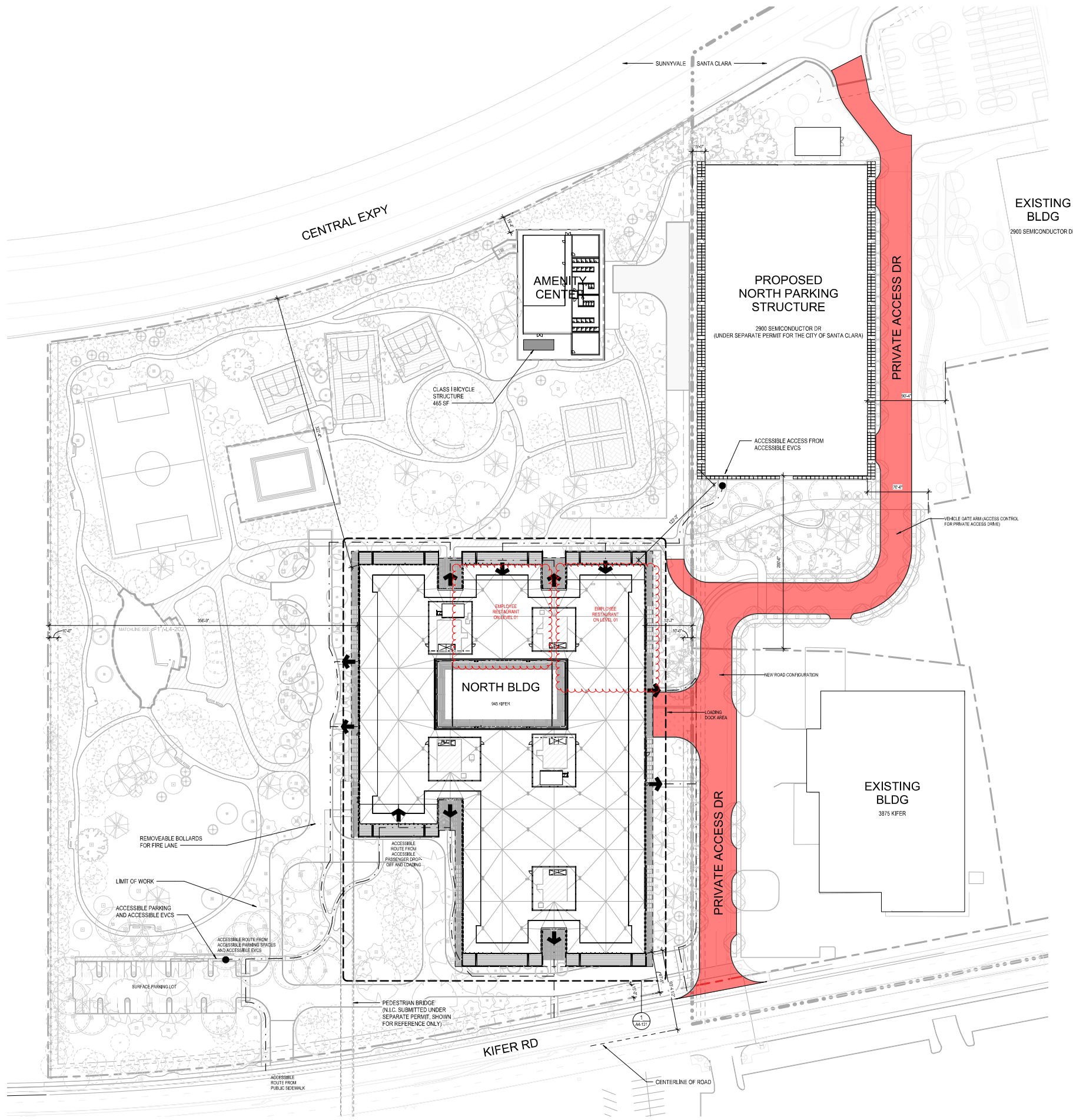
Professional Seal

Professional Stamp

SITE PLAN LEGEND

- MINIMUM REQUIRED SETBACK LINE
- - - - - PROPERTY LINE
- · - · - · ACCESSIBLE ROUTE FROM ACCESSIBLE PARKING TO BLDG ENTRY & EXIT DISCHARGE TO PUBLIC RIGHT OF WAY
- · - · - · ACCESSIBLE ROUTE FROM ACCESSIBLE PARKING TO BLDG ENTRY
- - - - - BLDG OVERHEAD CANOPY

NOTES:
1. For accessible routes, the running slope of walking surfaces shall not be steeper than 1:20. The cross slope of walking surfaces shall not be steeper than 1:48.



1 SITE PLAN
1" = 40'-0"

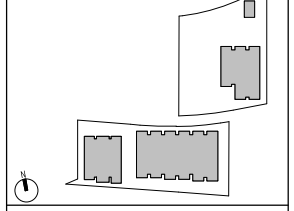
Project No. 20-24345-02
Sheet Title
SITE PLAN

Sheet Number
A4-100

- General Notes
 1. Do not scale drawings. Dimensions govern.
 2. All dimensions are in feet and inches unless otherwise noted.
 3. All levels are in feet and inches unless otherwise noted.
 4. All dimensions shall be verified in the field prior to construction.
 5. Foster + Partners shall be notified in writing of any discrepancies.
 6. Any areas indicated on this sheet are approximate and indicative only.

Rev.	Date	Reason For Issue	CHK
03	13 NOV 2020	Planning Permit Resubmission	F+P
02	31 JUL 2020	Planning Permit Resubmission	F+P
01	28 FEB 2020	Planning Permit Resubmission	F+P
00	12 JUL 2019	Planning Permit	F+P

PLANNING PERMIT RESUBMISSION



Foster + Partners
 Riverside, 22 Hester Road
 London SW11 4AN
 T +44(0)20 7738 0455
 www.fosterandpartners.com © Foster + Partners 2018

ARUP
 560 Mission Street, Suite 700
 San Francisco, CA 94105 (415)946-0201
 www.arup.com

KIER+WRIGHT
 3350 Scott Boulevard, Building 22
 Santa Clara, CA 95054 (408)727-6665

BrightView
 PLANNING LANDSCAPE ARCHITECTURE URBAN DESIGN
 1715 16TH STREET SAN FRANCISCO, CA 94104 (510) 629-4707

Client
Intuitive

Project
Intuitive

Title
**Masterplan
 Proposed Site Plan
 Roof Level**

Project No. 2768	Date 13 NOV 2020	Scale at Arch E1 1/8" = 1'-0"
Number A-sl-011-rf-01-PL	Revision 03	



FOR REFERENCE ONLY

1 Masterplan - Proposed Site Plan, Roof Level
 1/8" = 1'-0"



Project
ISI HQ NORTH BUILDING
945 Kifer Road, Sunnyvale, CA, 94085

MODIFICATIONS TO APPROVED
SPECIAL DEVELOPMENT PERMIT
Prepared For
INTUITIVE SURGICAL, INC.
1020 Kifer Road Sunnyvale, CA



Hellmuth, Obata & Kassabaum, Inc.
One Bush Street, Suite 200
San Francisco, CA 94104 USA
t +1 415 243 0555 f +1 415 882 7763

Approved for Construction Permit # 2021-000000000000000000

BuildGroup
Contractor
183 S. Van Ness Ave.
San Francisco, CA 94103

Kier + Wright
Civil Engineer
2851 Collier Canyon Road
Livermore, CA 94551

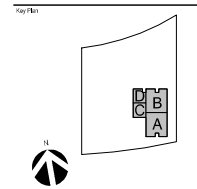
Comerstone
Geotechnical Engineer
1250 Diamond Parkway
Sunnyvale, CA 94085

Taylor Engineering
Mechanical, Plumbing, Fire Protection
1300 Marina Village Parkway, Suite 201
Alameda, CA 94501-1142

The Engineering Enterprise
Electrical
120 Marina Village Parkway
Alameda, CA 94501

Lerch Bates
Vertical Transportation, Exterior Sign Maintenance
4400 Rockwood Way, Suite 18-510
San Rafael, CA 94903

KSH Architects
Envision ADR
540 Sutter Street
San Francisco, CA 94108



Professional Seal

No.	Description	Date
1	PLACING REINFORCEMENT	05/24/2021
2	PLACING REINFORCEMENT	05/24/2021
3	PLACING REINFORCEMENT	05/24/2021
4	PLACING REINFORCEMENT	05/24/2021
5	PLACING REINFORCEMENT	05/24/2021

Project No.: 2019495.00

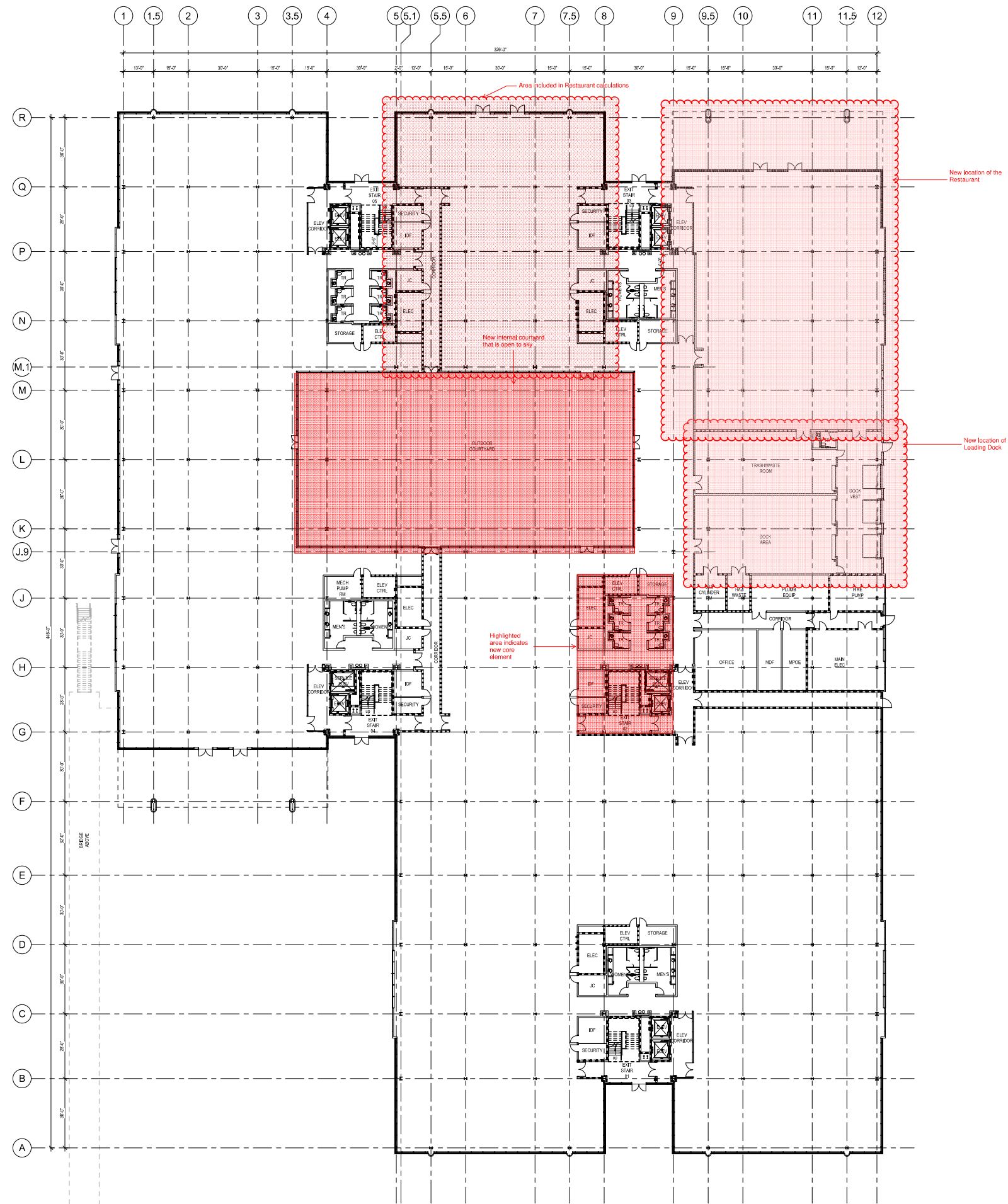
Sheet Title:

COMPOSITE PLAN - LEVEL 01

Drawn by: [Name]

Sheet Number

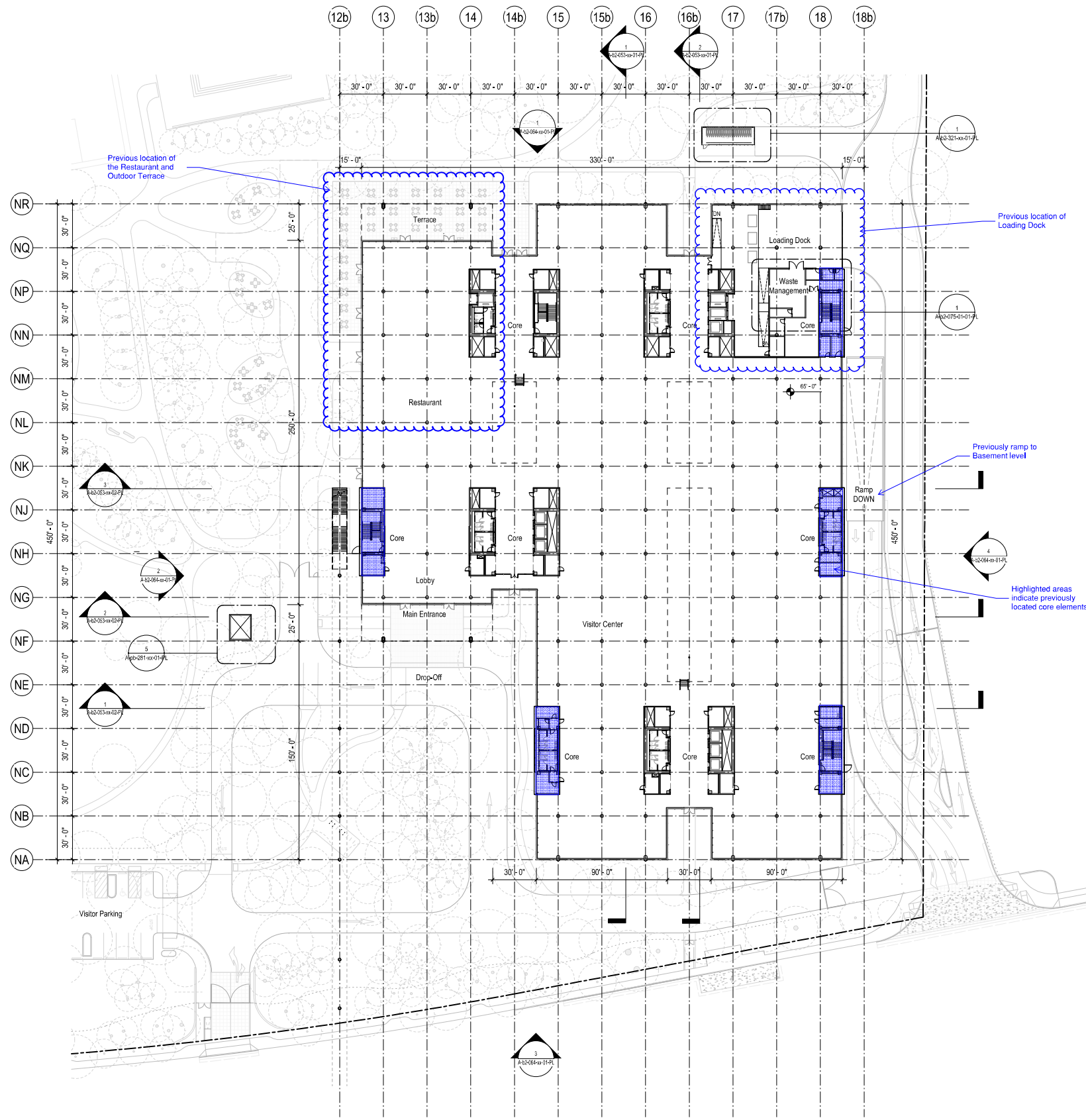
A4-121



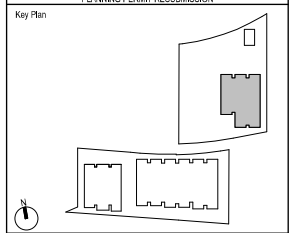
1 COMPOSITE PLAN - LEVEL 01
Title = 12"

20220614 11:33 AM

General Notes
 1. Do not scale drawings. Dimensions govern.
 2. All dimensions are in feet and inches unless otherwise noted.
 3. All levels are in feet and inches unless otherwise noted.
 4. All dimensions shall be verified in the field prior to construction.
 5. Foster + Partners shall be notified in writing of any discrepancies.
 6. Any areas indicated on this sheet are approximate and indicative only.



Rev.	Date	Reason for Issue	CHK
02	31 JUL 2020	Planning Permit Resubmission	F+P
01	28 FEB 2020	Planning Permit Resubmission	F+P
00	12 JUL 2019	Planning Permit	F+P



Stamp

Foster + Partners
 Riverside, 22 Hester Road
 London SW11 4AN
 T +44(0)20 7738 0455
 www.fosterpartners.com © Foster + Partners 2018

ARUP
 560 Mission Street, Suite 700
 San Francisco, CA 94105 (415)946-0201
 www.arup.com

KIER+WRIGHT
 3350 Scott Boulevard, Building 22
 Santa Clara, CA 95054 (408)727-6665

BrightView
 PLANNING LANDSCAPE ARCHITECTURE URBAN DESIGN
 1715 16TH STREET
 SAN FRANCISCO, CA 94104
 (377) 629-4707

Client
Intuitive

Project
Intuitive

Title
**North Building
 GA Plan, L1
 Level 01**

Project No.	Date	Scale at Arch E1
2768	31 JUL 2020	1/32" = 1'-0"
Number	Revision	Revision
A-b2-031-01-01-PL	02	

1 Level 01
 1/32" = 1'-0"

FOR REFERENCE ONLY



Project
ISI HQ NORTH BUILDING
945 Kifer Road, Sunnyvale, CA, 94085

MODIFICATIONS TO APPROVED
SPECIAL DEVELOPMENT PERMIT

Prepared For
INTUITIVE SURGICAL, INC.
1020 Kifer Road Sunnyvale, CA



Hillmuth, Obata & Kassabaum, Inc.
One Bush Street, Suite 200
San Francisco, CA 94104 USA
t +1 415 243 0555 f +1 415 882 7763

Approved by the Board of Supervisors on 02/20/2020

Approval No.

BuildGroup

Consultant

183 S. Van Ness Ave.

San Francisco, CA 94103

Kier + Wright

Civil Engineer

2951 Collier Canyon Road

Livermore, CA 94551

Comerston

Geotechnical Engineer

1250 Diamond Parkway

Sunnyvale, CA 94085

Taylor Engineering

Mechanical, Plumbing, Fire Protection

1300 Marina Village Parkway, Suite 301

Alameda, CA 94501-1142

The Engineering Enterprise

Electrical

1300 Marina Village Parkway

Alameda, CA 94501

Lench Bates

Vertical Transportation, Exterior Sign Maintenance

4400 Rockwood Way, Suite 18-510

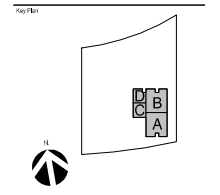
San Rafael, CA 94903

KSH Architects

Envision ADR

540 S. Shore Street

San Francisco, CA 94108



Professional Seal

No.	Description	Date
1	REVISIONS TO SPECIAL PERMIT	02/20/20
2	REVISIONS TO SPECIAL PERMIT	02/20/20
3	REVISIONS TO SPECIAL PERMIT	02/20/20
4	REVISIONS TO SPECIAL PERMIT	02/20/20
5	REVISIONS TO SPECIAL PERMIT	02/20/20

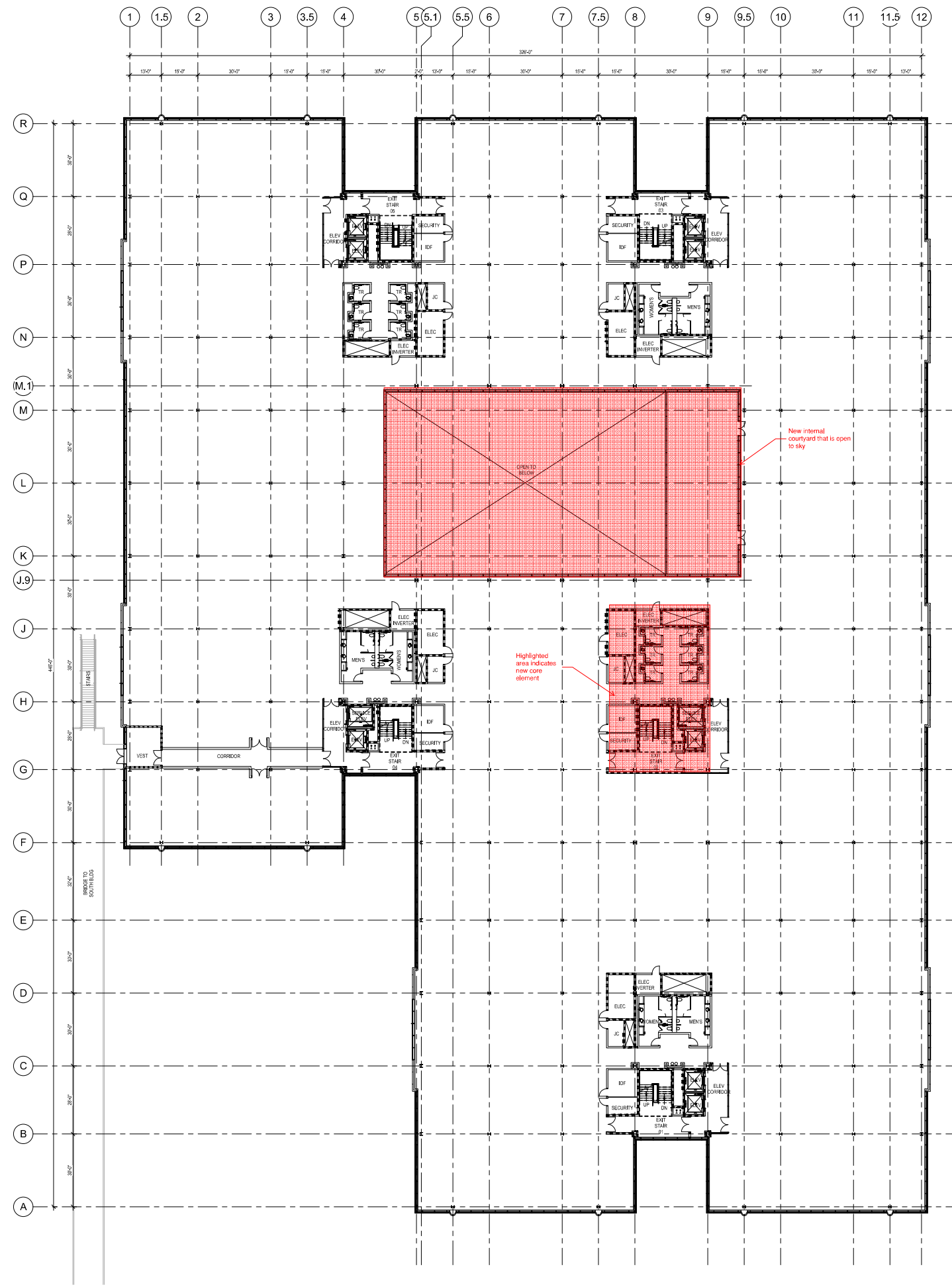
Project No. 20-24345-02

Sheet Title

COMPOSITE PLAN -
LEVEL 02

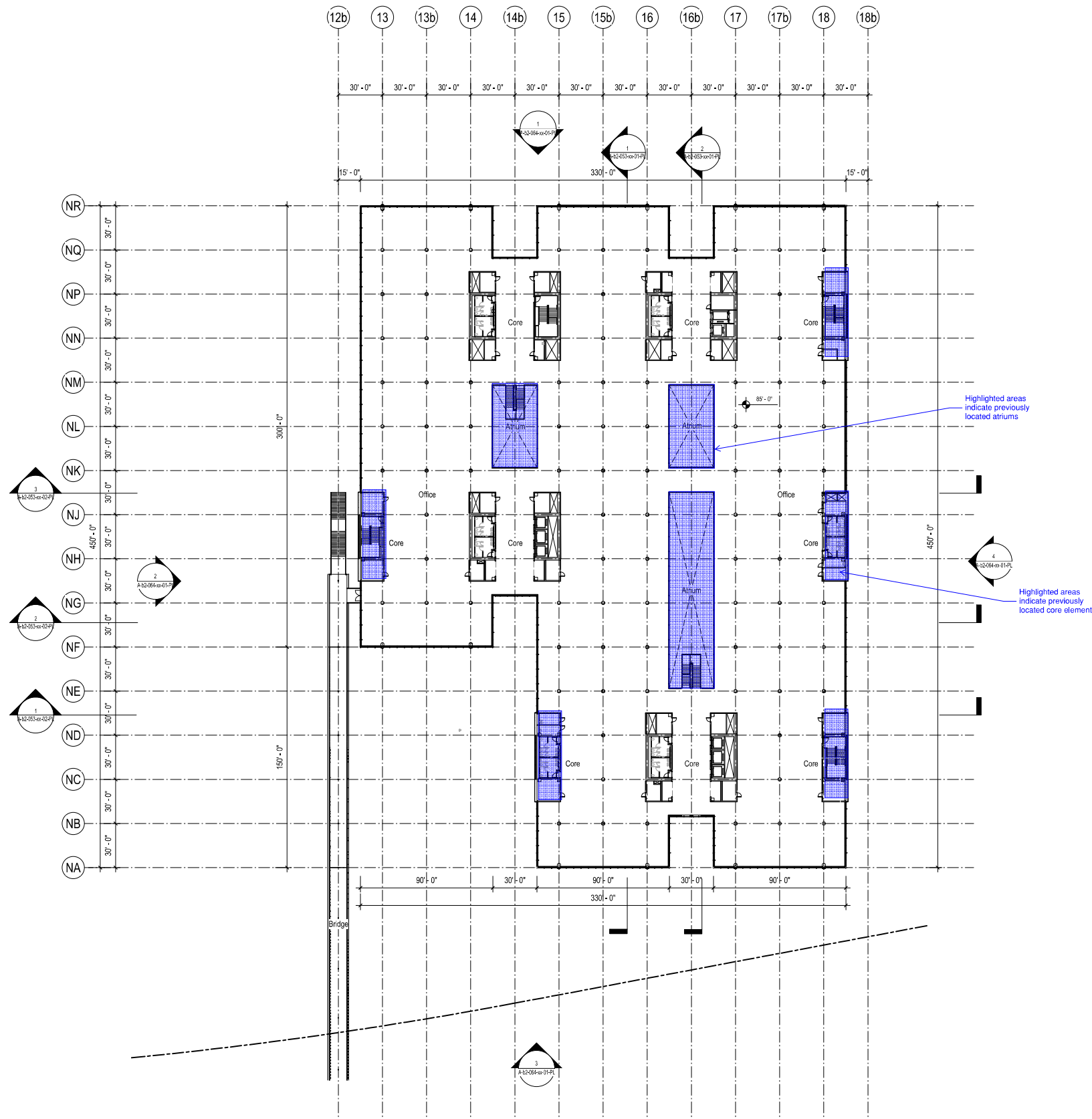
Drawn by: [Name]

Sheet Number



1 COMPOSITE PLAN - LEVEL 02
1/8" = 1'-0"

- General Notes
1. Do not scale drawings. Dimensions govern.
 2. All dimensions are in feet and inches unless otherwise noted.
 3. All levels are in feet and inches unless otherwise noted.
 4. All dimensions shall be verified in the field by the contractor.
 5. Foster + Partners shall be notified in writing of any discrepancies.
 6. Any areas indicated on this sheet are approximate and indicative only.

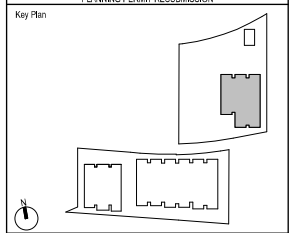


1 Level 02
1/32" = 1'-0"



FOR REFERENCE ONLY

Rev.	Date	Reason For Issue	CHK
03	31 JUL 2020	Planning Permit Resubmission	F+P
02	Date 5	Revision 5	
01	Date 4	Revision 4	
00	15 FEB 2019	Schematic Design	F+P



Foster + Partners
Riverside, 22 Hester Road
London SW11 4AN
T +44(0)20 7738 0455
www.fosterpartners.com © Foster + Partners 2018

ARUP
500 Mission Street, Suite 700
San Francisco, CA 94105 (415)946-0201
www.arup.com

KIER+WRIGHT
3350 Scott Boulevard, Building 22
Santa Clara, CA 95054 (408)727-6665

BrightView
PLANNING
LANDSCAPE ARCHITECTURE
URBAN DESIGN
1715 16TH STREET
SAN FRANCISCO, CA 94104
(377) 629-4707

Client
Intuitive

Project
Intuitive

Title
North Building
GA Plan, L2
Level 02

Project No.	Date	Scale at Arch E1
2768	31 JUL 2020	1/32" = 1'-0"
Number	Revision	
A-b2-031-02-01-PL	03	

Project
ISI HQ NORTH BUILDING
945 Kifer Road, Sunnyvale, CA, 94085

MODIFICATIONS TO APPROVED
SPECIAL DEVELOPMENT PERMIT
Prepared For
INTUITIVE SURGICAL, INC.
1020 Kifer Road Sunnyvale, CA



Hillmuth, Obata & Kassabaum, Inc.
One Bush Street, Suite 200
San Francisco, CA 94104 USA
t +1 415 243 0555 f +1 415 882 7763

Approved for use as shown on drawings dated 02/20/2020

Approval No.

BuildGroup

Contractor

183 S. Van Ness Ave.

San Francisco, CA 94103

Kier + Wright

Civil Engineer

2851 Collier Canyon Road

Livermore, CA 94551

Competition

Geotechnical Engineer

1250 Diamond Parkway

Sunnyvale, CA 94085

Taylor Engineering

Mechanical, Plumbing, Fire Protection

1300 Marina Village Parkway, Suite 301

Alameda, CA 94501-1142

The Engineering Enterprise

Electrical

1250 Marina Village Parkway

Alameda, CA 94501

Lench Bates

Vertical Transportation, Exterior Sign Maintenance

4400 Rockwood Way, Suite 18-510

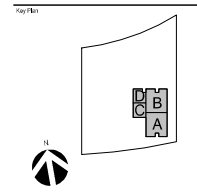
San Rafael, CA 94903

KSH Architects

Envision ADR

540 S. Shore Street

San Francisco, CA 94108



Professional Seal

No.	Description	Date
1	PLANNING SUBMITTAL 03	02/24/20
2	PLANNING SUBMITTAL 04	02/24/20
3	PLANNING SUBMITTAL 05	02/24/20
4	PLANNING SUBMITTAL 06	02/24/20
5	PLANNING SUBMITTAL 07	02/24/20

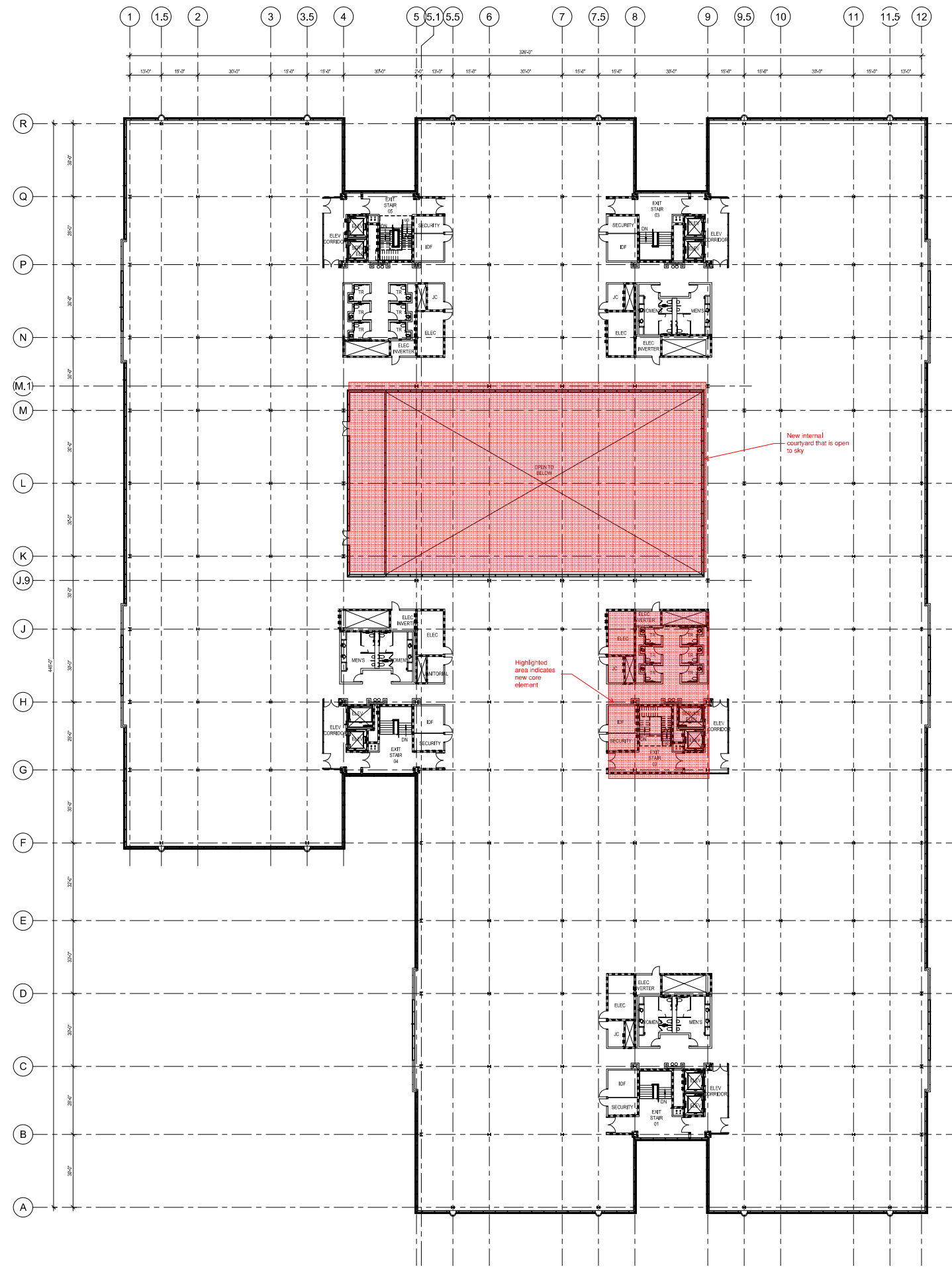
Project No.: 20-24345-00

Sheet Title:

COMPOSITE PLAN - LEVEL 03

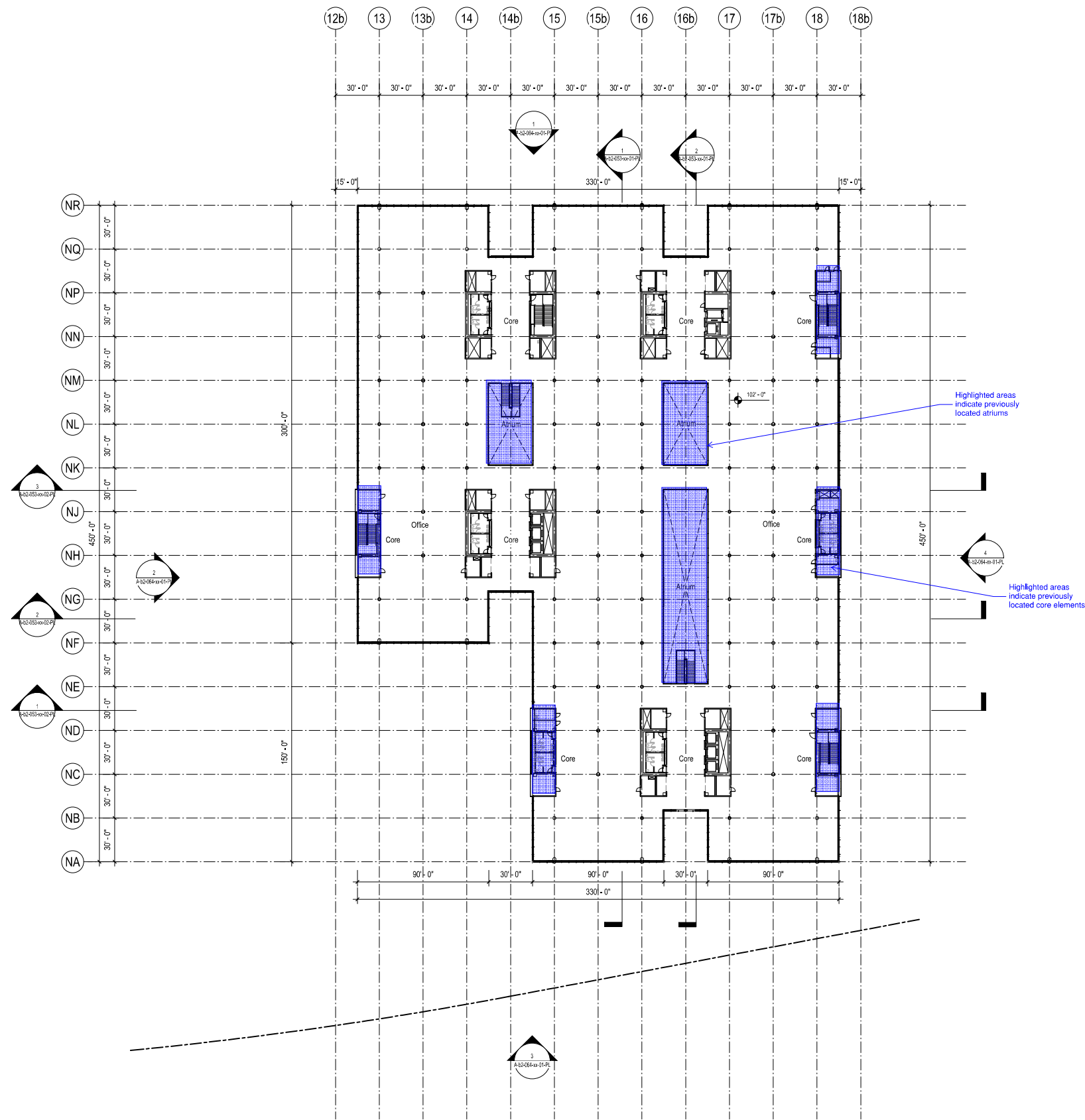
Sheet Number

A4-123



1 COMPOSITE PLAN - LEVEL 03
1/16" = 1'-0"

- General Notes
1. Do not scale drawings. Dimensions govern.
 2. All dimensions are in feet and inches unless otherwise noted.
 3. All levels are in feet above sea level unless otherwise noted.
 4. All dimensions shall be taken from the center of the building.
 5. Foster + Partners shall be notified in writing of any discrepancies.
 6. Any areas indicated on this sheet are approximate and indicative only.


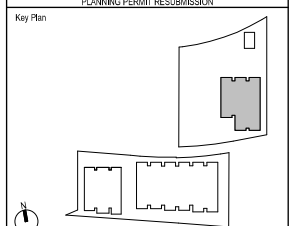


1 Level 03
1/32" = 1'-0"



FOR REFERENCE ONLY

Rev.	Date	Reason For Issue	CHK
02	31 JUL 2020	Planning Permit Resubmission	F+P
01	28 FEB 2020	Planning Permit Resubmission	F+P
00	12 JUL 2019	Planning Permit	F+P



Foster + Partners
Riverside, 22 Hester Road
London SW11 4AN
T +44(0)20 7738 0455
www.fosterpartners.com © Foster + Partners 2018

ARUP
500 Mission Street, Suite 700
San Francisco, CA 94105 (415)946-0201
www.arup.com

KIER+WRIGHT
3350 Scott Boulevard, Building 22
Santa Clara, CA 95054 (408)727-6665

BrightView
PLANNING LANDSCAPE ARCHITECTURE URBAN DESIGN
1715 16TH STREET
SAN FRANCISCO, CA 94104
(377) 629-4707

Client
Intuitive

Project
Intuitive

Title
North Building
GA Plan, L3
Level 03

Project No.	Date	Scale at Arch E1
2768	31 JUL 2020	1/32" = 1'-0"
Number	Revision	Revision
A-b2-031-03-01-PL	02	

Project
ISI HQ NORTH BUILDING
945 Kifer Road, Sunnyvale, CA, 94085

MODIFICATIONS TO APPROVED
SPECIAL DEVELOPMENT PERMIT
Prepared For
INTUITIVE SURGICAL, INC.
1020 Kifer Road Sunnyvale, CA



Hellmuth, Obata & Kassabaum, Inc.
One Bush Street, Suite 200
San Francisco, CA 94104 USA
t +1 415 243 0555 f +1 415 882 7763

Approved for use in accordance with the terms of the contract.

BuildGroup
Contractor
1835 Van Ness Ave.
San Francisco, CA 94103

Kier + Wright
Civil Engineer
2851 Collier Canyon Road
Livermore, CA 94551

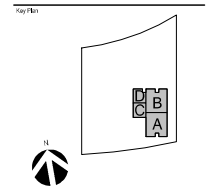
Competition
Structural Engineer
1250 Diamond Parkway
Sunnyvale, CA 94085

Taylor Engineering
Mechanical, Plumbing, Fire Protection
1300 Marina Village Parkway, Suite 501
Alameda, CA 94501-1142

The Engineering Enterprise
Electrical
1300 Marina Village Parkway
Alameda, CA 94501

Lerch Bates
Vertical Transportation, Exterior Sign Maintenance
4400 Rowland Way, Suite 18-510
San Rafael, CA 94903

KSH Architects
Envision ADR
540 Sutter Street
San Francisco, CA 94108



Professional Stamp

No.	Description	Date
1	REVISIONS	01/24/20
2	REVISIONS	02/24/20
3	REVISIONS	03/24/20
4	REVISIONS	04/24/20
5	REVISIONS	05/24/20

Project No.: 2019495.00

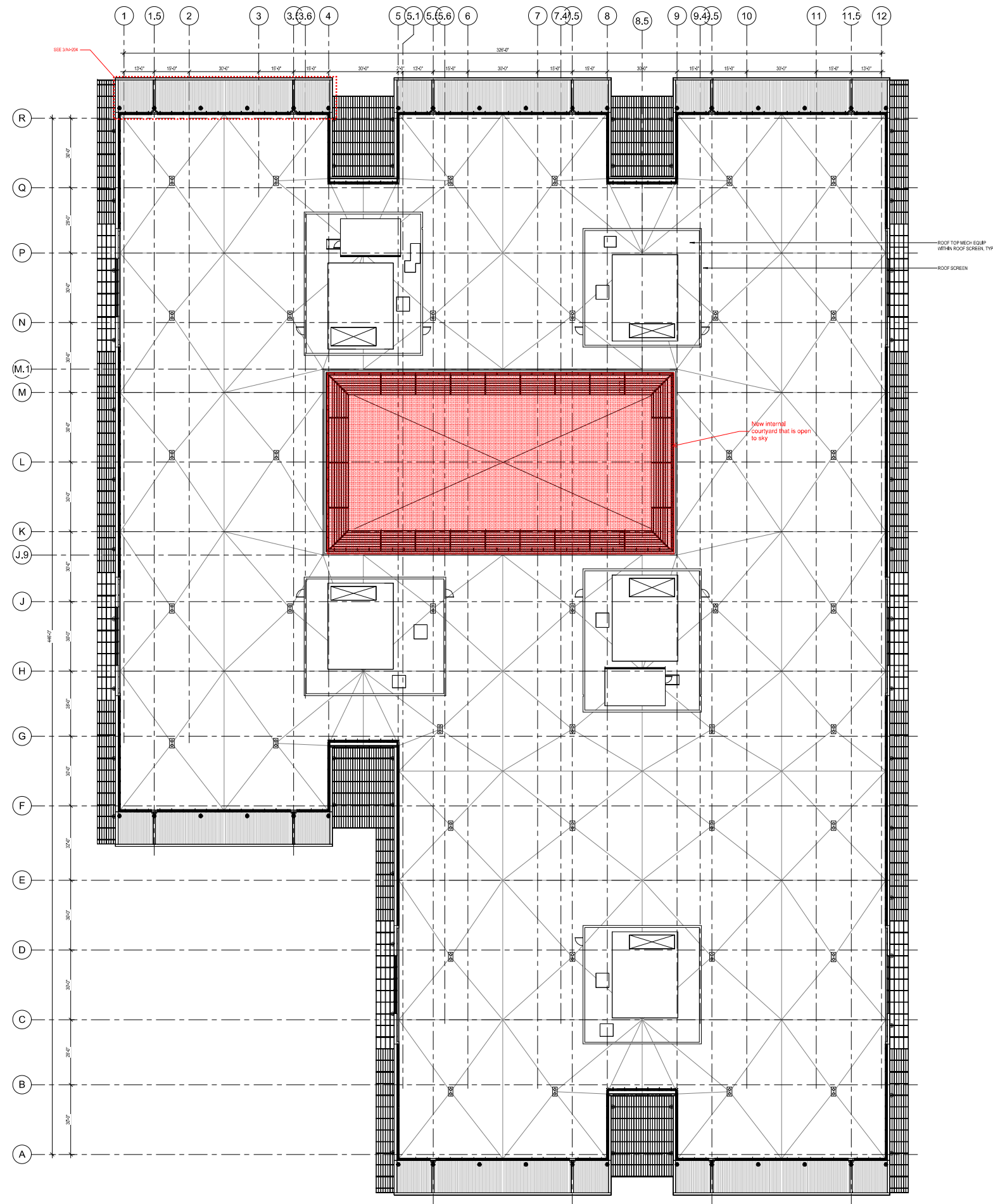
Sheet Title:

COMPOSITE PLAN - ROOF LEVEL

Drawn by: [Name]

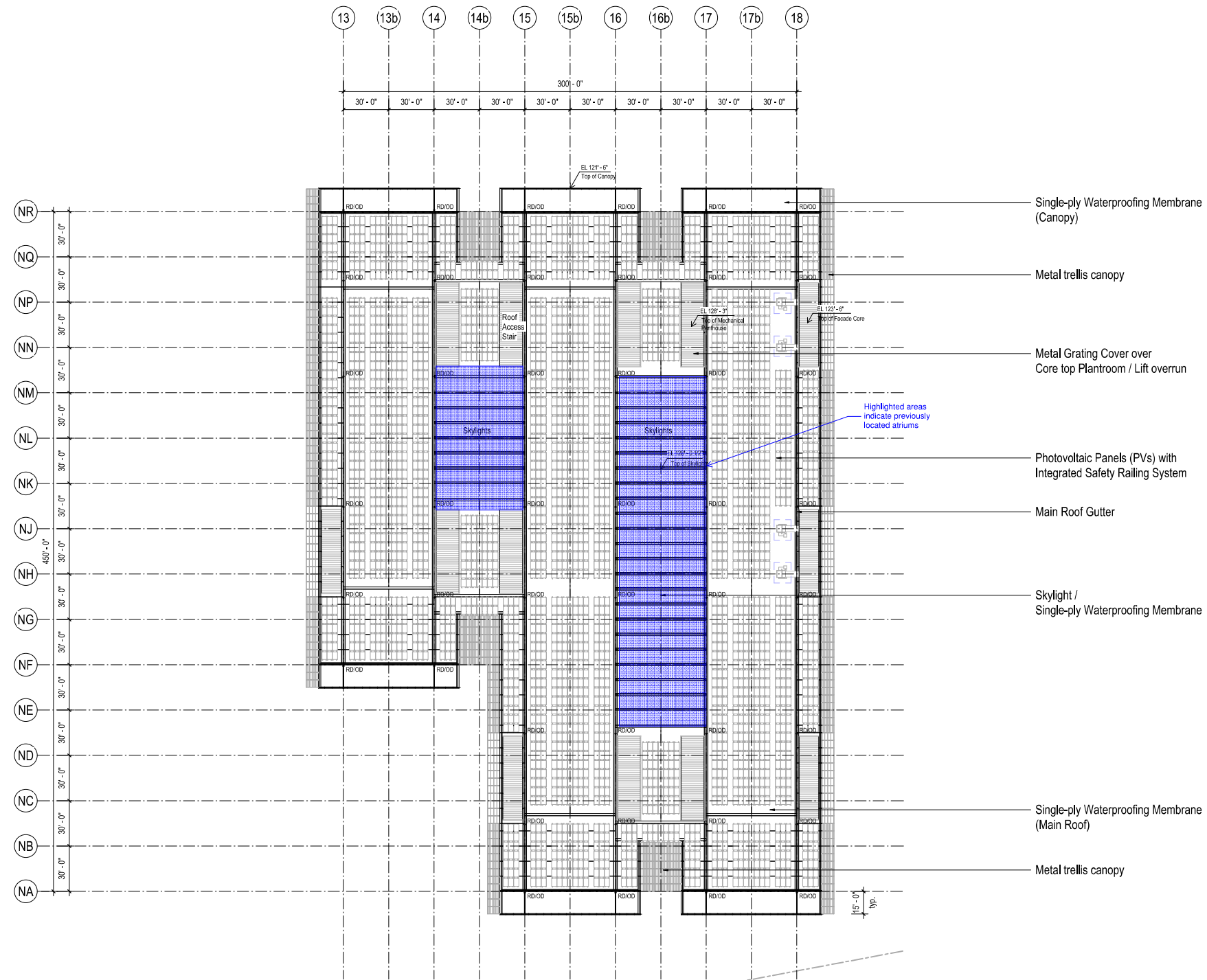
Sheet Number

A4-124



1 COMPOSITE PLAN - ROOF LEVEL
1/16" = 1'-0"

General Notes
 1. Do not scale drawings. Dimensions govern.
 2. All dimensions are in feet and inches unless otherwise noted.
 3. All levels are in feet unless otherwise noted.
 4. All dimensions shall be taken from the center of the member.
 5. Foster + Partners shall be notified in writing of any discrepancies.
 6. Any areas indicated on this sheet are approximate and indicative only.



Single-ply Waterproofing Membrane (Canopy)

Metal trellis canopy

Metal Grating Cover over Core top Plantroom / Lift overrun

Photovoltaic Panels (PVs) with Integrated Safety Railing System

Main Roof Gutter

Skylight / Single-ply Waterproofing Membrane

Single-ply Waterproofing Membrane (Main Roof)

Metal trellis canopy

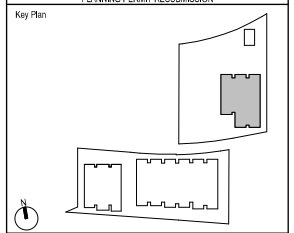
Highlighted areas indicate previously located atriums

1 Roof Level
1/32" = 1'-0"



FOR REFERENCE ONLY

Rev.	Date	Reason For Issue	CHK
02	31 JUL 2020	Planning Permit Resubmission	F+P
01	28 FEB 2020	Planning Permit Resubmission	F+P
00	12 JUL 2019	Planning Permit	F+P



Stamp

Foster + Partners
 Riverside, 22 Hester Road
 London SW11 4AN
 T +44(0)20 7738 0455
 www.fosterpartners.com © Foster + Partners 2018

ARUP
 560 Mission Street, Suite 700
 San Francisco, CA 94105 (415)946-0201
 www.arup.com

KIER+WRIGHT
 3350 Scott Boulevard, Building 22
 Santa Clara, CA 95054 (408)727-6665

BrightView
 PLANNING LANDSCAPE ARCHITECTURE URBAN DESIGN
 1715 16TH STREET
 SAN FRANCISCO, CA 94104
 (377) 629-4707

Client
Intuitive

Project
Intuitive

Title
North Building
GA Plan, Roof
Roof Level

Project No. 2768	Date 31 JUL 2020	Scale at Arch E1 1/32" = 1'-0"
Number A-b2-031-rf-01-PL	Revision 02	

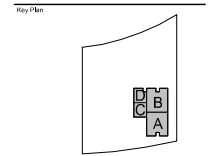
Project
ISI HQ NORTH BUILDING
945 Kifer Road, Sunnyvale, CA, 94086

Prepared For
INTUITIVE SURGICAL, INC.
1020 Kifer Road Sunnyvale, CA



Hollmuth, Obata & Kassabaum, Inc.
One Bush Street, Suite 200
San Francisco, CA 94104 USA
t +1 415 243 0555 f +1 415 682 7763

- BuildGroup
Contractor
160 S. Van Ness Ave.
San Francisco, CA 94103
- Kier + Wright
Civil Engineer
2850 Collier Canyon Road
Livermore, CA 94551
- Cornerstone
Geotechnical Engineer
1259 Oakmead Parkway
Sunnyvale, CA 94089
- Taylor Engineering
Mechanical, Plumbing, Fire Protection
1390 Marina Village Parkway, Suite 501
Alameda, CA 94501-1142
- The Engineering Enterprise
Electrical
1305 Marina Village Parkway
Alameda, CA 94501
- Leitch Bates
Vertical Transportation, Exterior Sign
1600 Howard Hwy Suite 16-510
San Rafael, CA 94903
- KSH Architects
Envelope ADR
345 Sutter Street
San Francisco, CA 94108



Professional Seal

No.	Description	Date
1	PLANNING SUBMITTAL	2014-04-03
2	SD CD	2014-07-29
3	SD CD	2014-08-27
4	PLANNING SUBMITTAL #1	2014-09-22
5	PLANNING SUBMITTAL #2	2014-09-24
6	PLANNING SUBMITTAL #3	2014-10-16
7	PLANNING SUBMITTAL #4	2014-10-27

Project No.: 20140405.00

Sheet Title:

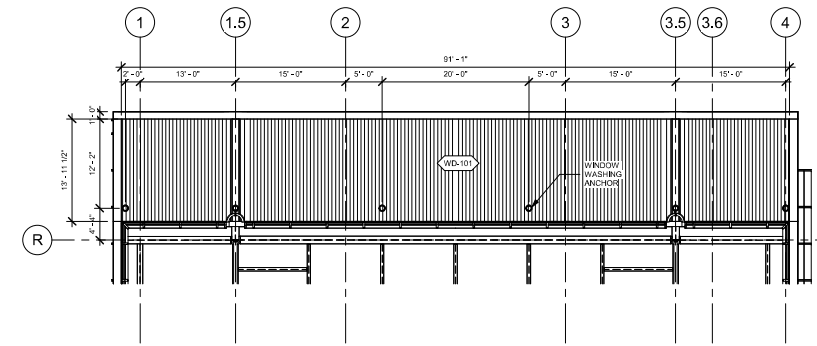
ENLARGED RCP

Copyright © 2014, by the author. All rights reserved.
Sheet Number

A4-204

ELEVATION LEGEND

	GL-101	EXTERIOR VIBRON GLASS - STANDARD
	GL-102	EXTERIOR VIBRON GLASS - SHADOW BOX
	GL-104	SPANDREL PATTERN GLASS
	GL-107	TRANSLUCENT PATTERN GLASS
	C-101	GFRG CLADDING
	MTL-101	PAINTED ALUMINUM COMPOSITE PANELS
	MTL-102	METAL ALUMINUM WINDOW MULLIONS
	MTL-103	PAINTED ALUMINUM COMPOSITE PANELS
	MTL-211	CORRUGATED METAL PANEL ROOF SCREEN
	WD-101	WOOD LOOK METAL SOFFIT



3 3RD FLOOR RCP
1/8" = 1'-0"

Project:
ISI HQ NORTH BUILDING
945 Kifer Road, Sunnyvale, CA, 94085
MODIFICATIONS TO APPROVED
SPECIAL DEVELOPMENT PERMIT
Prepared For:
INTUITIVE SURGICAL, INC.
1220 Kifer Road Sunnyvale, CA



Hollmuth, Obata & Kassabaum, Inc.
One Bush Street, Suite 200
San Francisco, CA 94104 USA
t +1 415 243 0555 f +1 415 682 7763

Associated with:
BullGroup
Contractor
180 S. Van Ness Ave.
San Francisco, CA 94103
Kier + Wright
Civil Engineer
280 Kifer Canyon Road
Livermore, CA 94551
Comston
Geotechnical Engineer
1250 Camino Parkway
Sunnyvale, CA 94085
Taylor Engineering
Mechanical, Plumbing, Fire Protection
1501 Marina Village Parkway, Suite 201
Alameda, CA 94501-1142
The Engineering Enterprise
Structural
105 Marina Village Parkway
Alameda, CA 94501
Lorch Bates
Vertical Transportation, Elevator (R&M) Maintenance
460 Redwood Hwy Suite 18-510
San Rafael, CA 94903
KSH Architects
Enrique AQR
300 Sutter Street
San Francisco, CA 94108

KSH ARCHITECTS
KORTH SUNSERI HAGEY

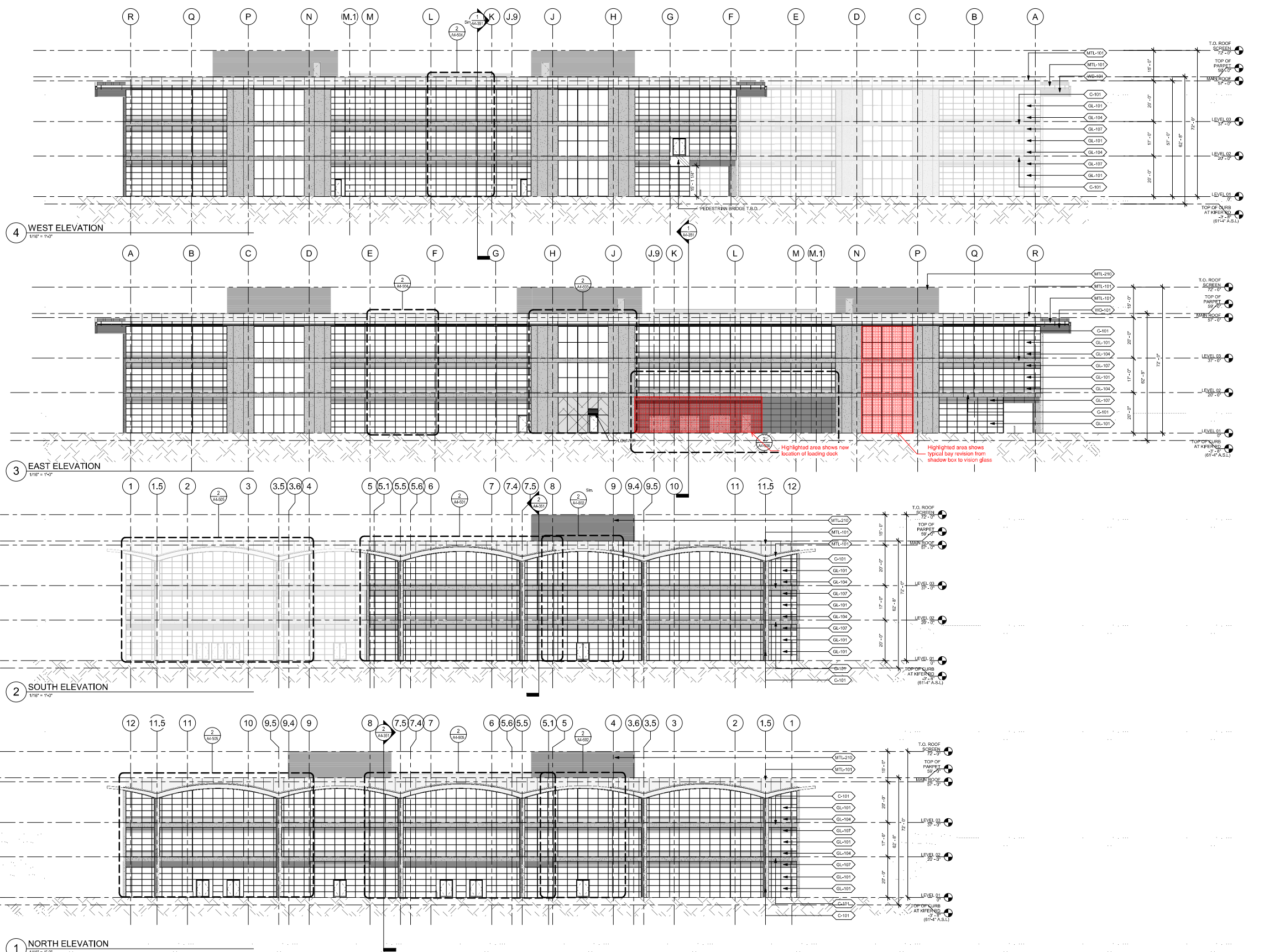
Key Plan

Professional Seal:

No.	Description	Date
1	REVISIONS TO PERMIT	10/20/20
2	PLANNING REVISIONS (1)	10/20/20
3	PLANNING REVISIONS (2)	10/20/20
4	PLANNING REVISIONS (3)	10/20/20
5	PLANNING REVISIONS (4)	10/20/20

Project No: 20-04045-30
Sheet No:
EXTERIOR ELEVATIONS

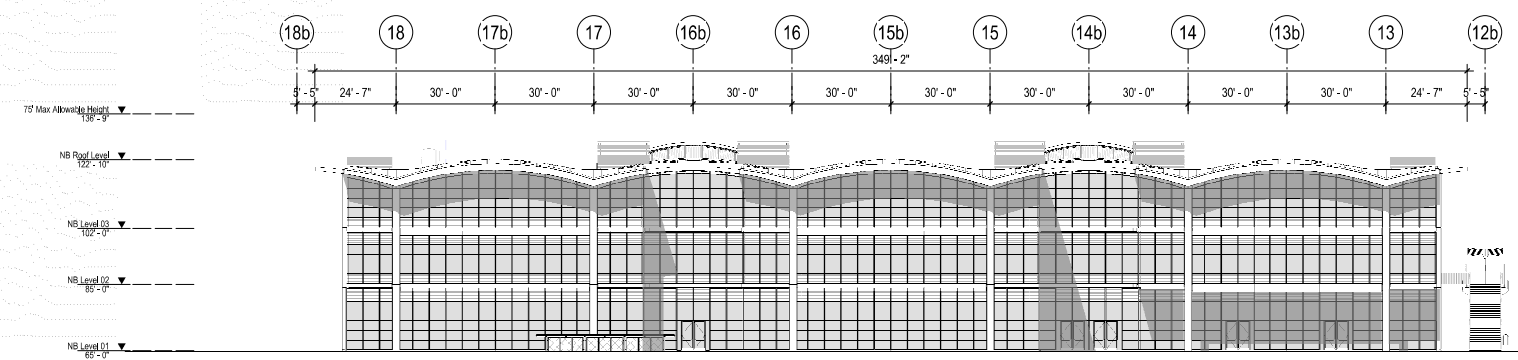
Sheet Number
A4-301



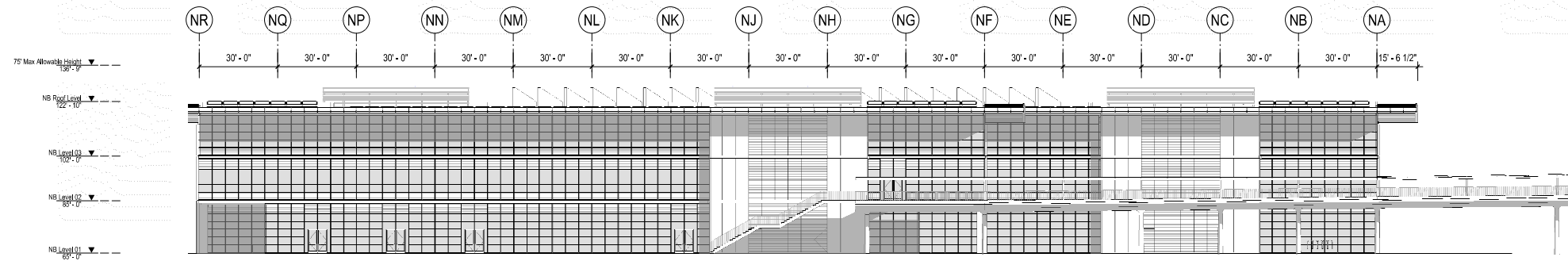
GENERAL NOTES - ELEVATION		ELEVATION LEGEND	ELEVATION SHEET NOTES
<p>1. SAFETY GLAZING MUST BE PROVIDED AT HAZARDOUS LOCATIONS PER CBC 2406.4, INCLUDING BUT NOT LIMITED TO, GLAZING WITHIN 18" OF A WALKING SURFACE. GLAZING IN DOORS, AND GLAZING ADJACENT TO DOORS.</p>		<ul style="list-style-type: none"> GL-101 EXTERIOR VISION GLASS - STANDARD GL-104 EXTERIOR VISION GLASS - SHADOW BOX GL-104 SPANREL PATTERN GLASS GL-107 TRANSLUCENT PATTERN GLASS C-101 GFRC CLADDING MTL-101 PAINTED ALUMINUM COMPOSITE PANELS MTL-102 METAL ALUMINUM WINDOW MULLIONS MTL-103 PAINTED ALUMINUM COMPOSITE PANELS MTL-210 CORRUGATED METAL PANEL ROOF SCREEN WD-101 WOOD LOOK METAL SOFFIT 	<p>FOR MATERIAL SCHEDULE, GLASS TYPES, SEE SHEETS A4-301</p>

10/16/2022 2:57 PM

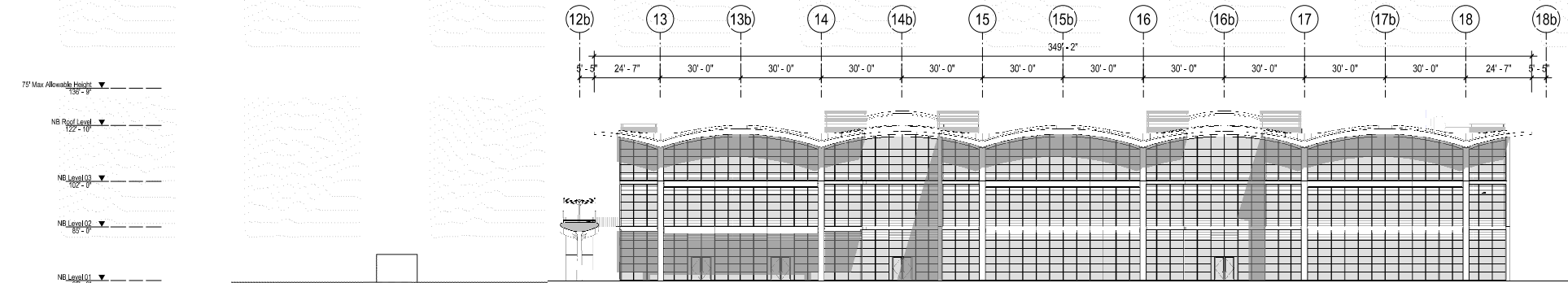
- General Notes
1. Do not scale drawings. Dimensions govern.
 2. All dimensions are in feet and inches.
 3. All levels are in feet above sea level.
 4. All dimensions shall be taken from the centerline of the building.
 5. Foster + Partners shall be notified in writing of any discrepancies.
 6. Any areas indicated on this sheet are approximate and indicative only.



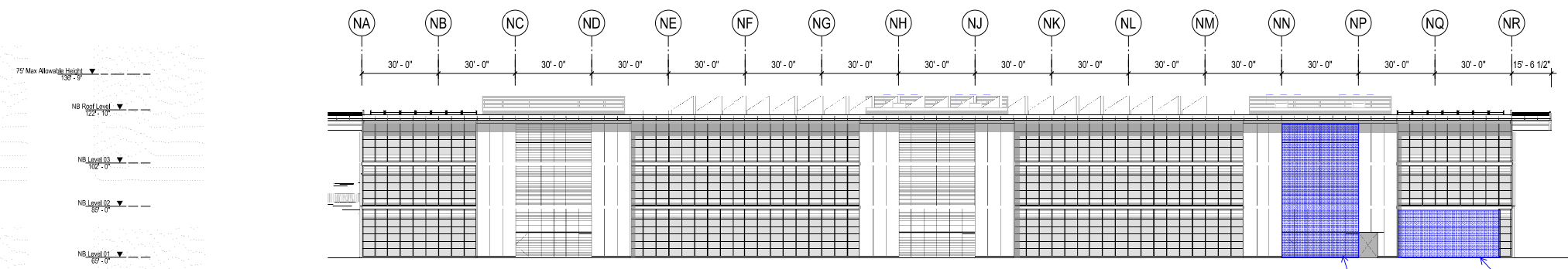
1 North Elevation
3/8" = 1'-0"



2 West Elevation
3/8" = 1'-0"



3 South Elevation
3/8" = 1'-0"



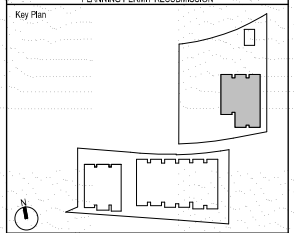
4 East Elevation
3/8" = 1'-0"

Highlighted area shows typical shadow box bay

Highlighted areas indicate previously located loading dock

FOR REFERENCE ONLY

Rev.	Date	Reason for Issue	By	Chk
00	31 JUL 2020	Planning Permit Resubmission		F+P



Foster + Partners

Riverside, 22 Hester Road
London SW11 1AN
T +44(0)20 7738 0455
www.fosterandpartners.com

© Foster + Partners 2018

ARUP

580 Mission Street, Suite 700
San Francisco, CA 94105

(415)946-0201
www.arup.com

KIER+WRIGHT

3350 Scott Boulevard, Building 22
Santa Clara, CA 95054

(408)727-6665

BrightView

PLANNING
LANDSCAPE ARCHITECTURE
URBAN DESIGN

1715 16TH STREET
SAN FRANCISCO, CA 94104
(415) 625-4707

Client
Intuitive

Project
Intuitive

Title
North Building
GA Elevations, Level All
Elevations

Project No.	Date	Scale at Arch E1
2768	31 JUL 2020	3/8" = 1'-0"
Number	Revision	Revision
A-b2-064-xx-01-PL		00

Project:
ISI HQ NORTH BUILDING
945 Kifer Road, Sunnyvale, CA, 94085

Prepared For:
INTUITIVE SURGICAL, INC.
1020 Kifer Road Sunnyvale, CA



Hollmuth, Obata & Kassabaum, Inc.
One Bush Street, Suite 200
San Francisco, CA 94104 USA
t +1 415 243 0555 f +1 415 882 7763

Association with:

BullGroup
Contractor
185 S. Van Ness Ave.
San Francisco, CA 94103

Kier + Wright
Civil Engineer
2501 Collier Canyon Road
Livermore, CA 94551

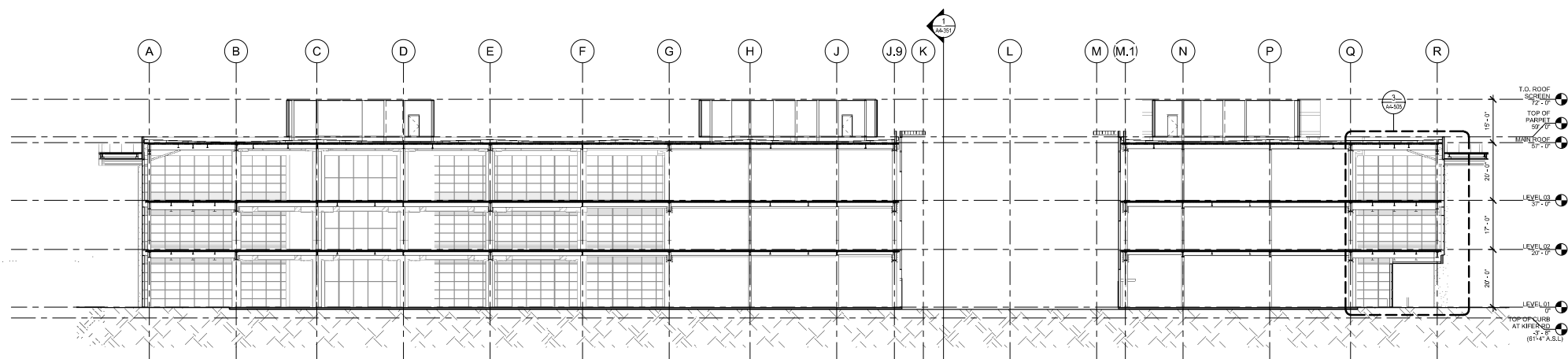
ComberStone
Geotechnical Engineer
1250 Oakwood Parkway
Sunnyvale, CA 94085

Taylor Engineering
Mechanical, Plumbing, Fire Protection
1301 Marina Village Parkway, Suite 501
Alameda, CA 94501-1142

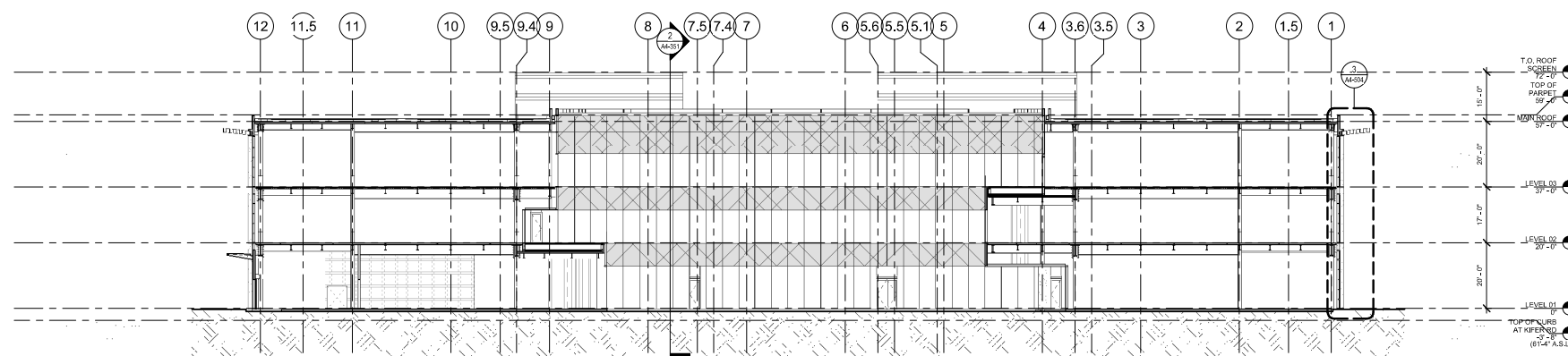
The Engineering Enterprise
Structural
135 Marina Village Parkway
Alameda, CA 94501

Lench Bates
Vertical Transportation, Elevator Rtg. Maintenance
460 Redwood Hwy Suite 18-510
San Rafael, CA 94903

KSH Architects
Envelope ADR
360 Sutter Street
San Francisco, CA 94108



2 BUILDING SECTION - LONG
1/16" = 1'-0"



1 BUILDING SECTION - SHORT
1/16" = 1'-0"

Key Plan

Professional Seal

No.	Description	Date
1	PRELIMINARY DESIGN	02/20/08
2	FINAL DESIGN SUBMITTAL SET	05/25/08
3	PERMISSION TO CONSTRUCT	05/28/08
4	CONSTRUCTION PERMITS	06/25/08
5	PLANNING REQUIREMENTS	08/27/07

Project No: 09-04045.00

Sheet No:

BUILDING SECTIONS

Drawn by: J. S. Sunseri & K. Hagey

Sheet Number
A4-351

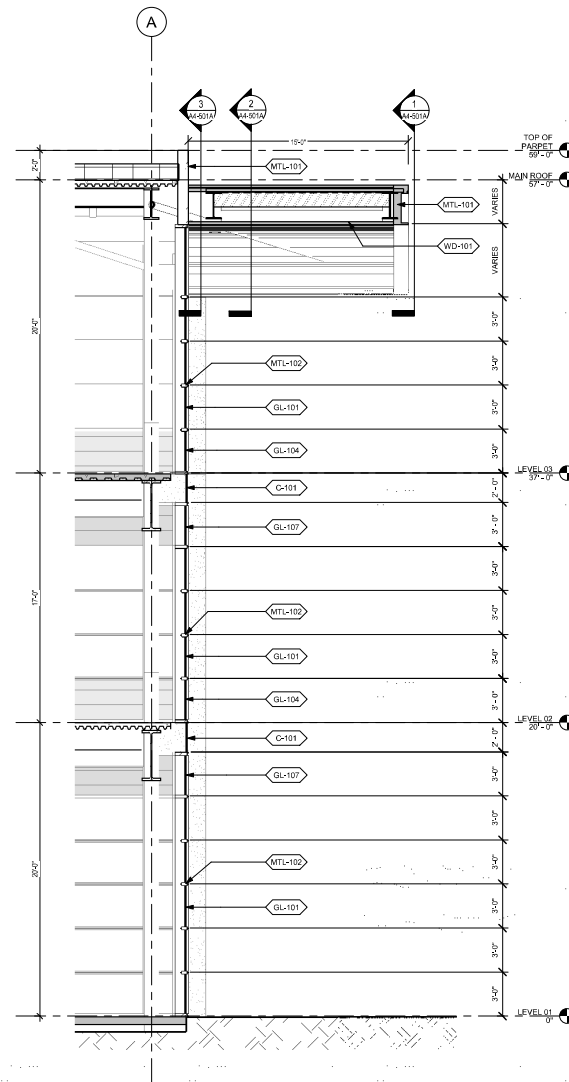
Project:
ISI HQ NORTH BUILDING
945 Kifer Road, Sunnyvale, CA, 94085
MODIFICATIONS TO APPROVED
SPECIAL DEVELOPMENT PERMIT
Prepared For:
INTUITIVE SURGICAL, INC.
1020 Kifer Road Sunnyvale, CA



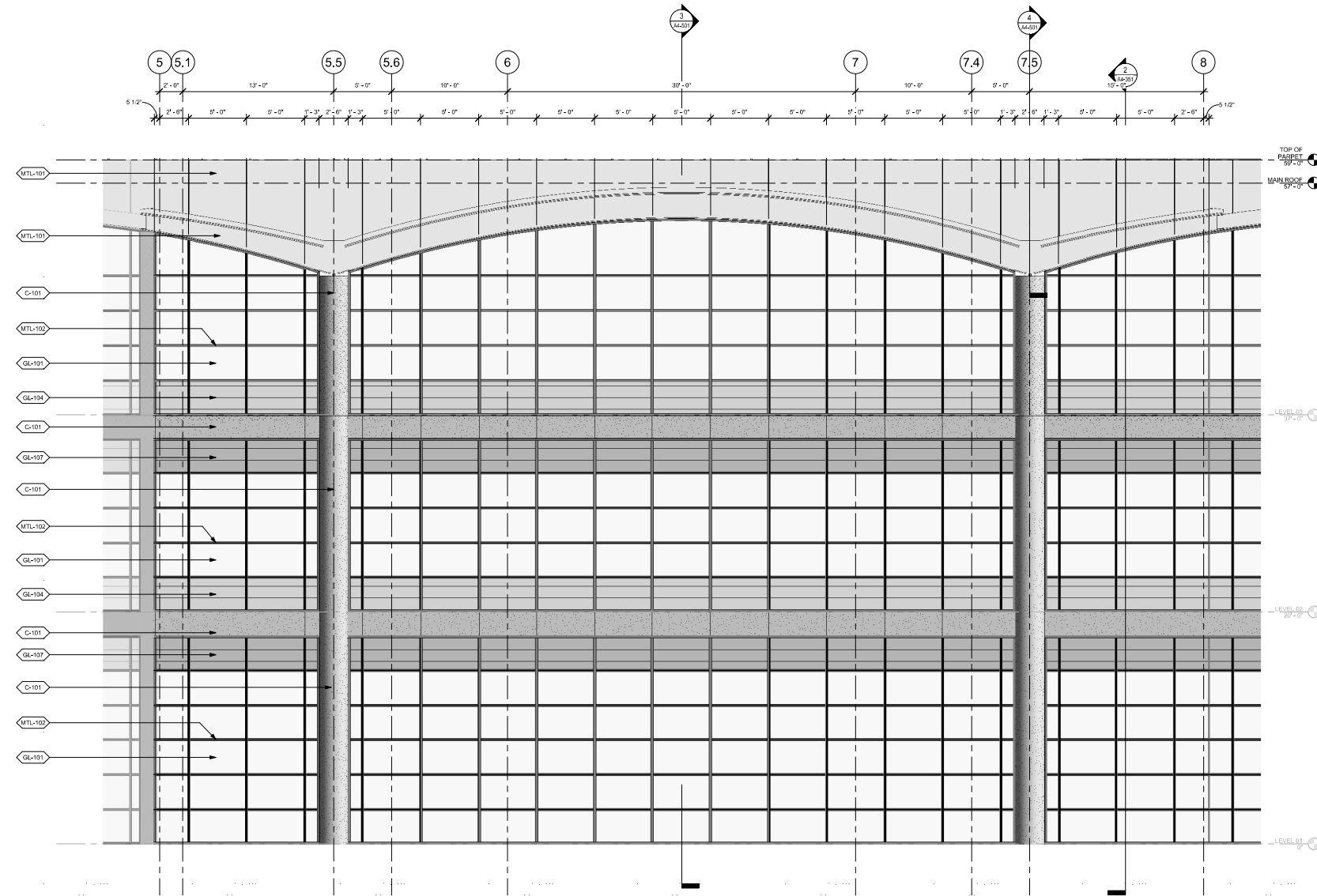
Hollmuth, Obata & Kassabaum, Inc.
One Bush Street, Suite 200
San Francisco, CA 94104 USA
t +1 415 243 0555 f +1 415 882 7763

Associated with:
BullGroup
Contractor
180 S. Van Ness Ave.
San Francisco, CA 94103
Kier + Wright
Civil Engineer
2600 Coffer Canyon Road
Livermore, CA 94551
ComerStone
Geotechnical Engineer
1250 Quince Orchard Parkway
Sunnyvale, CA 94085
Taylor Engineering
Mechanical, Plumbing, Fire Protection
1501 Marina Village Parkway, Suite 301
Alameda, CA 94501-1142
The Engineering Enterprise
Structural
125 Marina Village Parkway
Alameda, CA 94501
Lorch Bates
Vertical Transportation, Elevator & Escalators
460 Redwood Hwy Suite 18-510
San Rafael, CA 94903
KSH Architects
Envelope ADR
300 Sutter Street
San Francisco, CA 94108

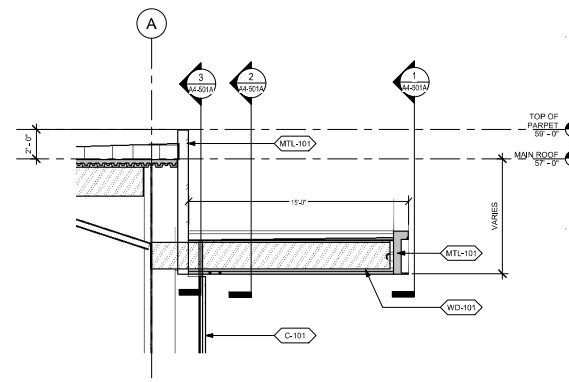
KSH ARCHITECTS
KORTH SUNSERI HAGEY



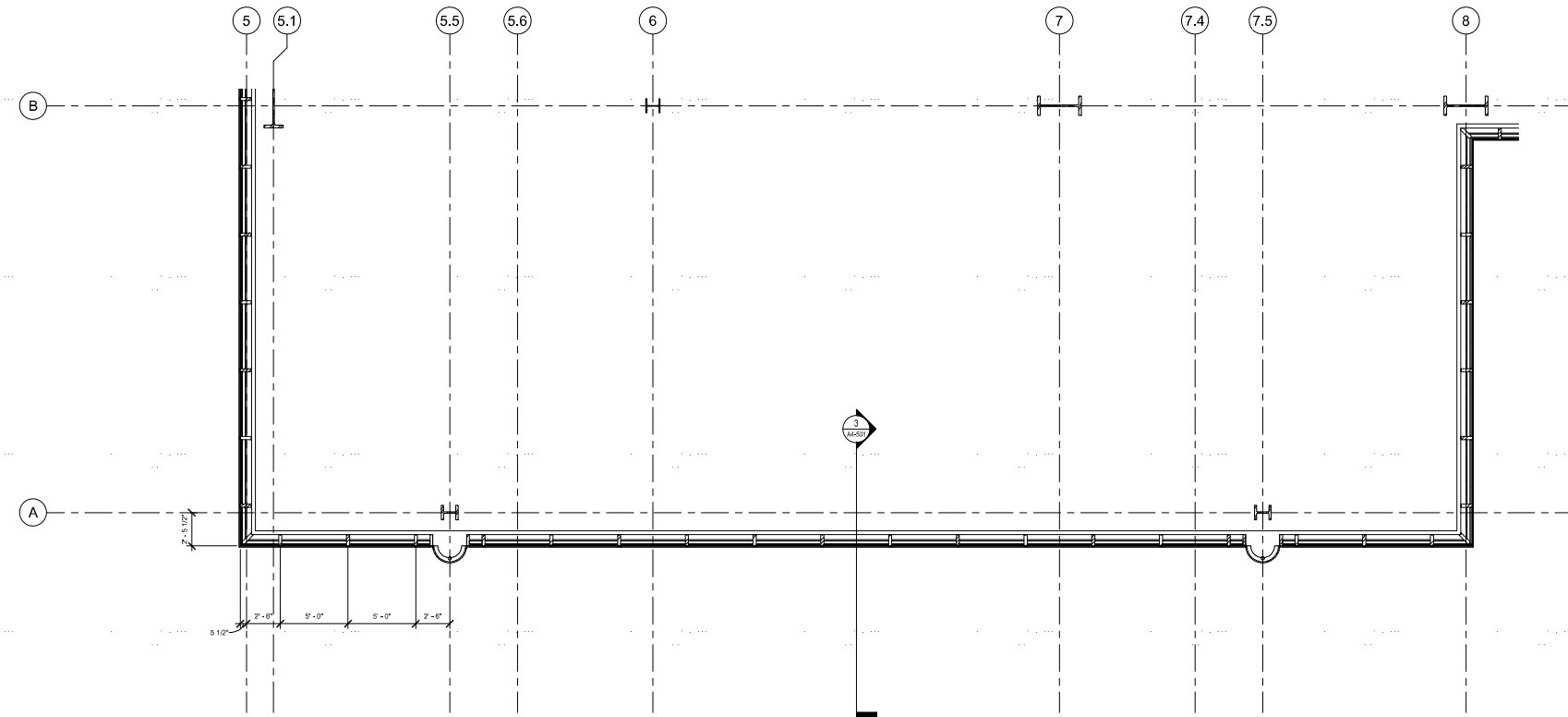
3 ENLARGED SECTION - FINGER
1/4" = 1'-0"



2 ENLARGED ELEVATION - FINGER
1/4" = 1'-0"



4 ENLARGED SECTION - FINGER AT COLUMN
1/4" = 1'-0"



1 ENLARGED 2ND FLOOR ENVELOPE / LAYOUT
1/4" = 1'-0"

ELEVATION LEGEND

GL-101	EXTERIOR VISION GLASS - STANDARD
GL-102	EXTERIOR VISION GLASS - SHADOW BOX
GL-103	SPANDREL PATTERN GLASS
GL-104	TRANSLUCENT PATTERN GLASS
GL-105	GFRC CLADDING
C-101	PAINTED ALUMINUM COMPOSITE PANELS
MTL-101	METAL ALUMINUM WINDOW MULLIONS
MTL-102	PAINTED ALUMINUM COMPOSITE PANELS
MTL-210	CORRUGATED METAL PANEL ROOF SCREEN
WD-101	WOOD LOOK METAL SOFFIT

No.	Description	Date
1	ISSUED FOR PERMIT	02/04/20
2	ISSUED FOR PERMIT	02/04/20
3	ISSUED FOR PERMIT	02/04/20
4	ISSUED FOR PERMIT	02/04/20
5	ISSUED FOR PERMIT	02/04/20

Project No: 20-04045-30
Sheet No:
DETAIL EXTERIOR ELEVATIONS

Project:
ISI HQ NORTH BUILDING
945 Kifer Road, Sunnyvale, CA, 94085
MODIFICATIONS TO APPROVED
SPECIAL DEVELOPMENT PERMIT
Prepared For:
INTUITIVE SURGICAL, INC.
1220 Kifer Road Sunnyvale, CA



Hollmuth, Obata & Kassabaum, Inc.
One Bush Street, Suite 200
San Francisco, CA 94104 USA
t +1 415 243 0555 f +1 415 882 7763

Association with:
BullGroup
Contractor
185 S. Van Ness Ave.
San Francisco, CA 94103
Kier + Wright
Civil Engineer
2500 Collier Canyon Road
Livermore, CA 94551
ComerStone
Geotechnical Engineer
1250 Quince Orchard Parkway
Sunnyvale, CA 94085
Taylor Engineering
Mechanical, Electrical, Fire Protection
1501 Marina Village Parkway, Suite 301
Alameda, CA 94501-1142
The Engineering Enterprise
Electrical
1205 Marina Village Parkway
Alameda, CA 94501
Lench Bates
Vertical Transportation, Elevator & Escalator
460 Redwood Hwy Suite 18-510
San Rafael, CA 94903
KSH Architects
Envelope ADR
300 Sutter Street
San Francisco, CA 94108



KORTH SUNSERI HAGEY

Key Plan

Professional Seal:

No.	Description	Date
1	PLANNING REQUIREMENTS, 01	03/20/20
2	PLANNING REQUIREMENTS, 01	03/20/20
3	PLANNING REQUIREMENTS, 01	03/20/20
4	PLANNING REQUIREMENTS, 01	03/20/20
5	PLANNING REQUIREMENTS, 01	03/20/20

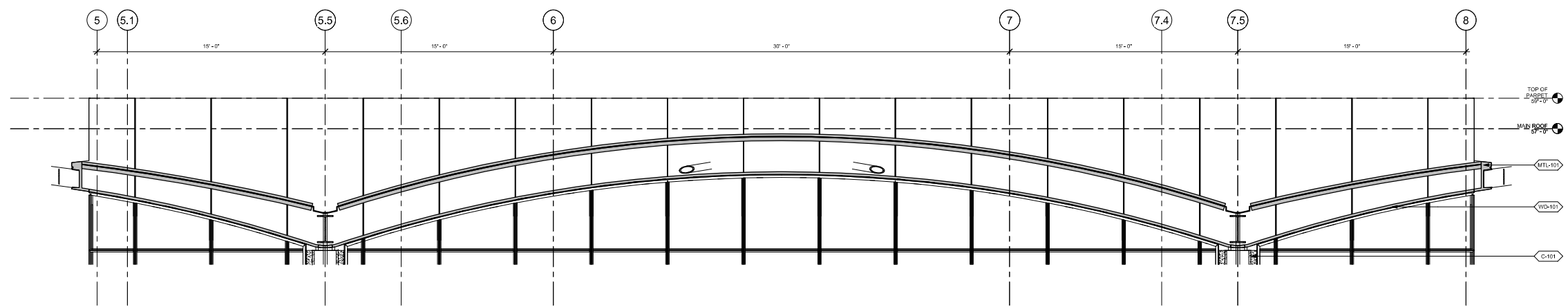
Project No.: 20-04045-00

Sheet No.:

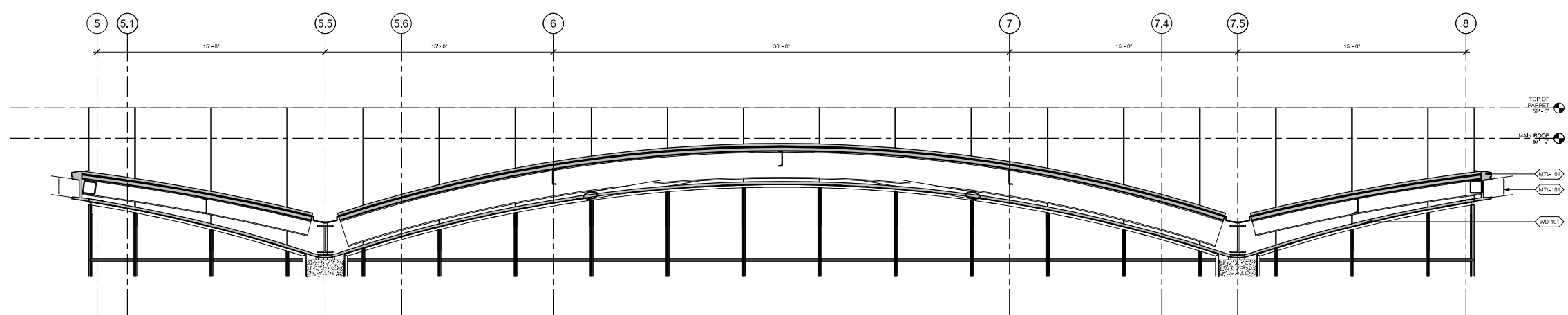
**DETAIL EXTERIOR
ELEVATIONS**

Sheet Number

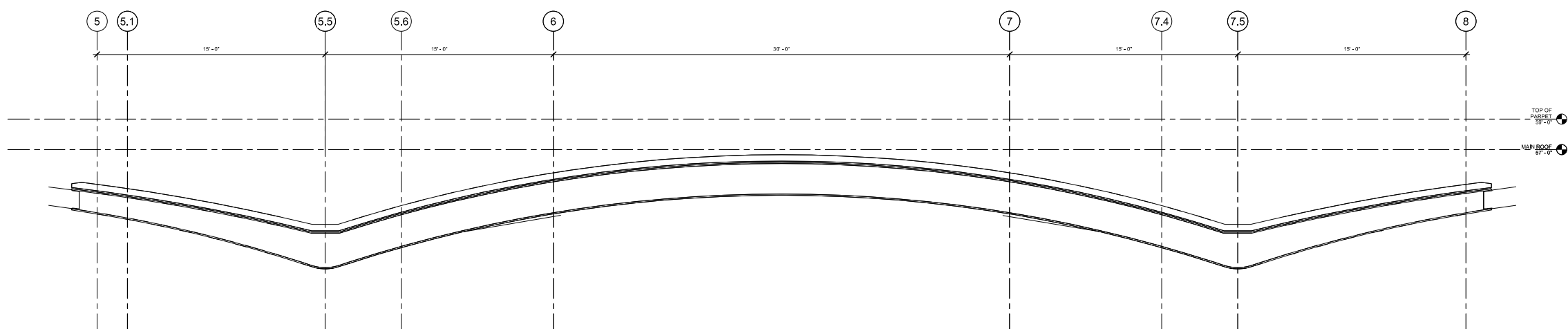
A4-501A



3 ENLARGED CANOPY SECTION 3
3/8" = 1'-0"



2 ENLARGED CANOPY SECTION 2
3/8" = 1'-0"



1 ENLARGED CANOPY SECTION 1
3/8" = 1'-0"

ELEVATION LEGEND

[Symbol]	GL-101	EXTERIOR VISION GLASS - STANDARD
[Symbol]	GL-103	EXTERIOR VISION GLASS - SHADOW BOX
[Symbol]	GL-104	SPANDREL PATTERN GLASS
[Symbol]	GL-107	TRANSLUCENT PATTERN GLASS
[Symbol]	C-101	GRC CLADDING
[Symbol]	MTL-101	PAINTED ALUMINUM COMPOSITE PANELS
[Symbol]	MTL-102	METAL ALUMINUM WINDOW MULLIONS
[Symbol]	MTL-103	PAINTED ALUMINUM COMPOSITE PANELS
[Symbol]	MTL-210	CORRUGATED METAL PANEL ROOF SCREEN
[Symbol]	WD-101	WOOD LOOK METAL SOFFIT

Project:
ISI HQ NORTH BUILDING
945 Kifer Road, Sunnyvale, CA, 94085

MODIFICATIONS TO APPROVED
SPECIAL DEVELOPMENT PERMIT
Prepared For:
INTUITIVE SURGICAL, INC.
1020 Kifer Road Sunnyvale, CA



Hollmuth, Obata & Kassabaum, Inc.
One Bush Street, Suite 200
San Francisco, CA 94104 USA
t +1 415 243 0555 f +1 415 882 7763

Association with:

BullGroup
Contractor
165 S. San Anselmo Ave.
San Francisco, CA 94103

Kier + Wright
Civil Engineer
2501 Collier Canyon Road
Livermore, CA 94551

Comerstone
Structural Engineer
1250 Oakwood Parkway
Sunnyvale, CA 94085


Taylor Engineering
Mechanical, Plumbing, Fire Protection
1501 Marina Village Parkway, Suite 301
Alameda, CA 94501-1142

The Engineering Enterprise
Electrical
135 Marina Village Parkway
Alameda, CA 94501

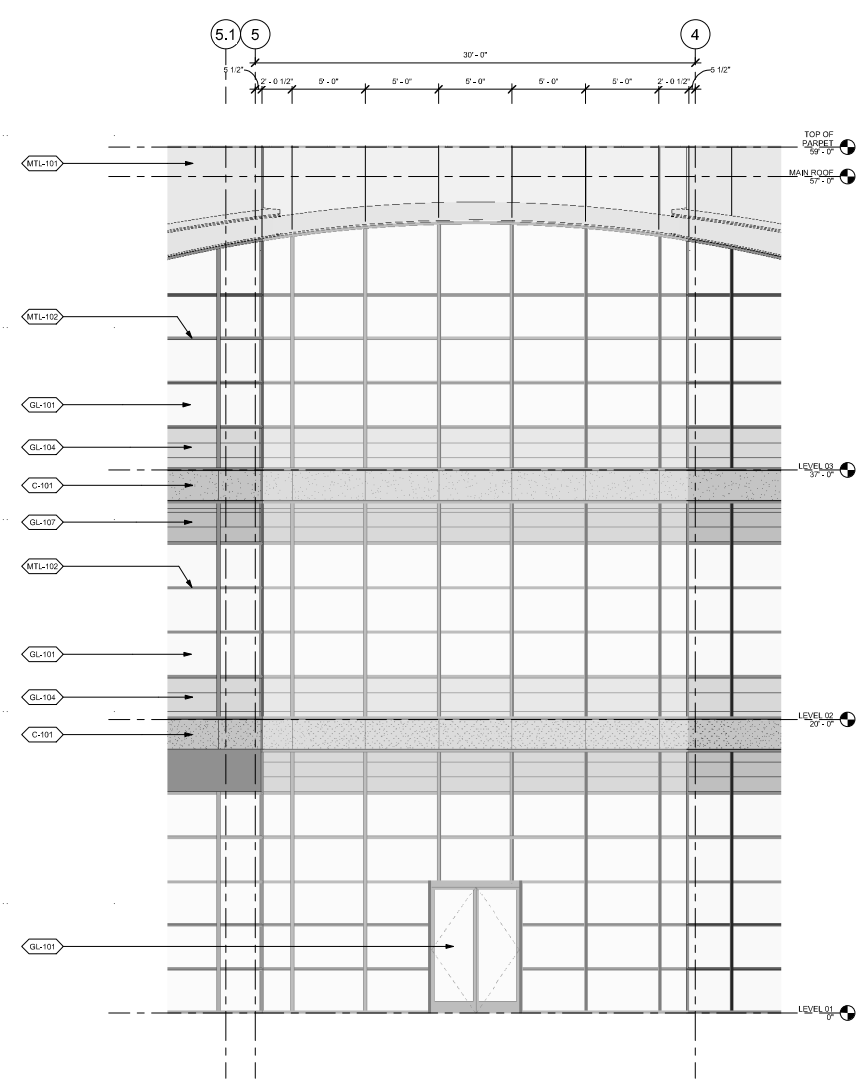
Lench Bates
Vertical Transportation, Elevator & Escalators
460 Redwood Hwy Suite 18-510
San Rafael, CA 94903

KSH Architects
Envelope ADR
300 Sutter Street
San Francisco, CA 94108

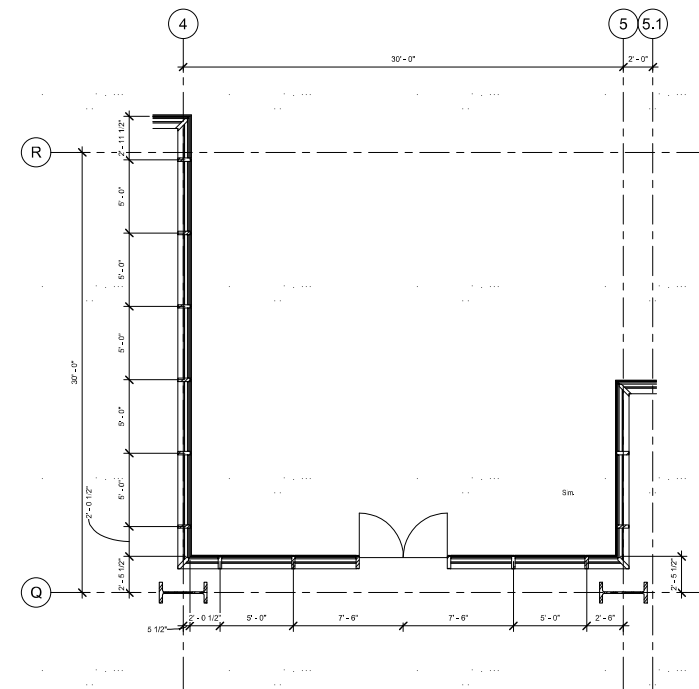
KSH ARCHITECTS
KORTH SUNSERI HAGEY



3 ENLARGED SECTION
1/4" = 1'-0"



2 ENLARGED ELEVATION
1/4" = 1'-0"



1 ENLARGED 1ST FLOOR PLAN
1/4" = 1'-0"

ELEVATION LEGEND

	EXTERIOR VISION GLASS - STANDARD
	EXTERIOR VISION GLASS - SHADOW BOX
	SPANDREL PATTERN GLASS
	TRANSLUCENT PATTERN GLASS
	GFRG CLADDING
	PAINTED ALUMINUM COMPOSITE PANELS
	METAL ALUMINUM WINDOW MULLIONS
	PAINTED ALUMINUM COMPOSITE PANELS
	CORRUGATED METAL PANEL ROOF SCREEN
	WOOD LOOK METAL SOFFIT

Professional Seal:

No.	Description	Date
1	ISSUED FOR PERMIT	02/04/20
2	FOR APPROVED SPECIAL DEVELOPMENT PERMIT	02/04/20
3	FOR APPROVED SPECIAL DEVELOPMENT PERMIT	02/04/20
4	FOR APPROVED SPECIAL DEVELOPMENT PERMIT	02/04/20
5	FOR APPROVED SPECIAL DEVELOPMENT PERMIT	02/04/20

Project No: 20-04045-30

Sheet No:

DETAIL EXTERIOR
ELEVATIONS

Drawn By:

A4-502

Project:
ISI HQ NORTH BUILDING
945 Kifer Road, Sunnyvale, CA, 94085
MODIFICATIONS TO APPROVED
SPECIAL DEVELOPMENT PERMIT
Prepared For:
INTUITIVE SURGICAL, INC.
1020 Kifer Road Sunnyvale, CA



Hollmuth, Obata & Kassabaum, Inc.
One Bush Street, Suite 200
San Francisco, CA 94104 USA
t +1 415 243 0555 f +1 415 882 7763

Association with:
BullGroup
Contractor
165 S. Van Ness Ave.
San Francisco, CA 94103
Kier + Wright
Civil Engineer
2001 Collier Canyon Road
Livermore, CA 94551
ComerStone
Geotechnical Engineer
1250 Camino Parkway
Sunnyvale, CA 94085
Taylor Engineering
Mechanical, Plumbing, Fire Protection
1501 Marina Village Parkway, Suite 301
Alameda, CA 94501-1142
The Engineering Enterprise
Structural
120 Marina Village Parkway
Alameda, CA 94501
Lench Bates
Vertical Transportation, Elevator & Escalators
460 Redwood Hwy Suite 18-510
San Rafael, CA 94903
KSH Architects
Envelope ADR
300 Sutter Street
San Francisco, CA 94108

KSH ARCHITECTS
KORTH SUNSERI HAGEY

Key Plan

Professional Seal:

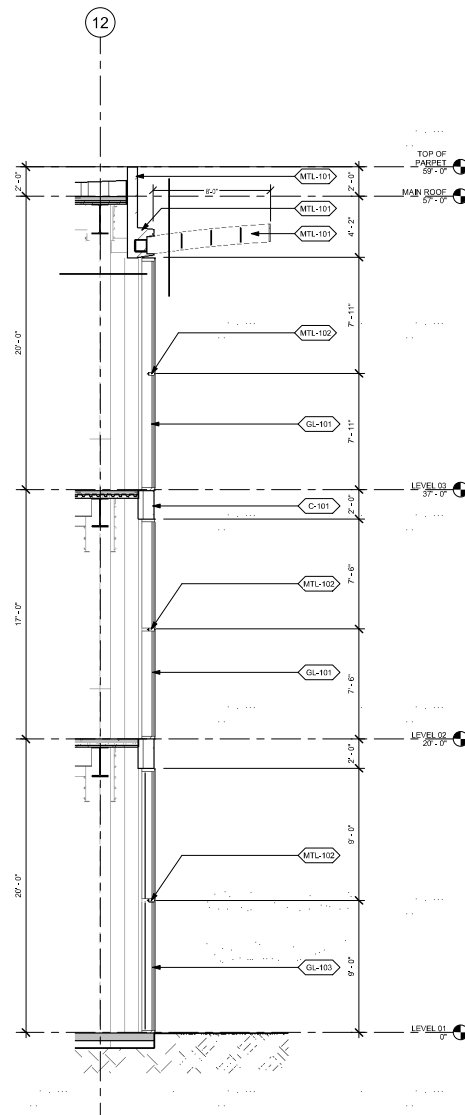
No.	Description	Date
1	REVISIONS TO PERMIT	02/04/20
2	PLANNING DESIGN REVIEW	02/04/20
3	PROPOSED REVISIONS TO PERMIT	02/04/20
4	PLANNING DESIGN REVIEW	02/04/20
5	PLANNING DESIGN REVIEW	02/04/20

Project No: 20-04045-30

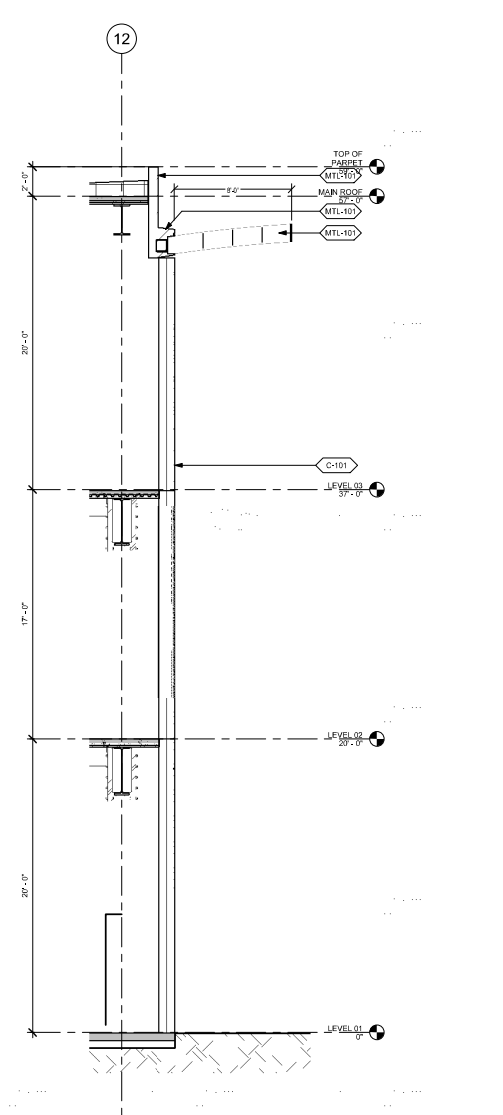
DETAIL EXTERIOR
ELEVATIONS

Sheet Number

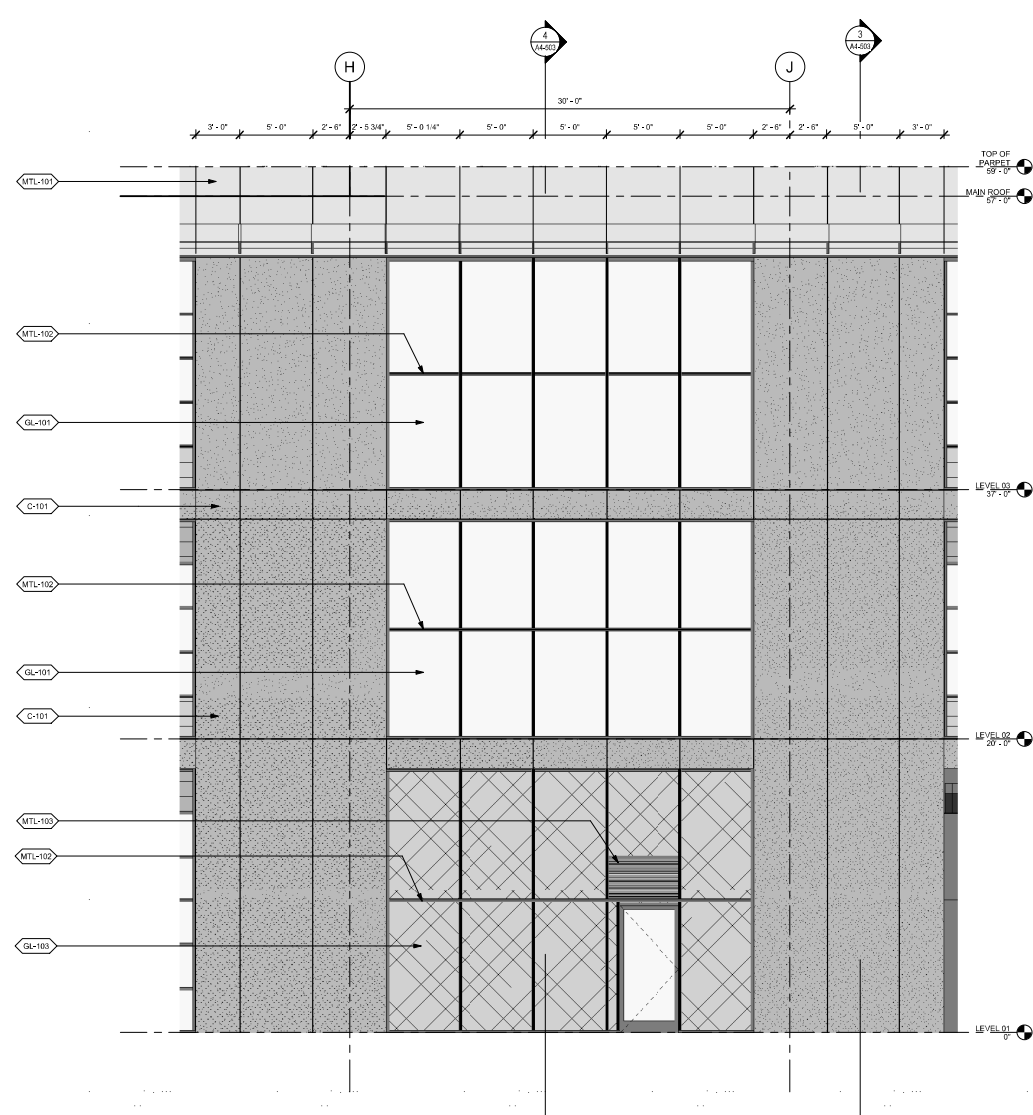
A4-503



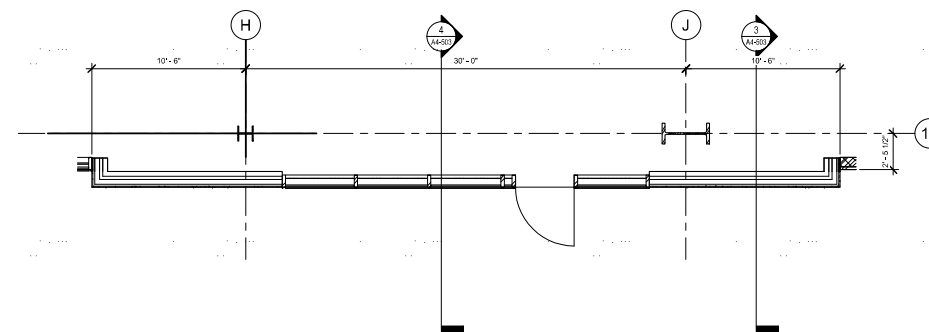
4 ENLARGED SECTION B - CORE
1/4" = 1'-0"



3 ENLARGED SECTION A - CORE
1/4" = 1'-0"



2 ENLARGED ELEVATION - CORE
1/4" = 1'-0"



1 ENLARGED 1ST FLOOR PLAN - CORE
1/4" = 1'-0"

ELEVATION LEGEND

GL-101	EXTERIOR VISION GLASS - STANDARD
GL-102	EXTERIOR VISION GLASS - SHADOW BOX
GL-103	SPANDREL PATTERN GLASS
GL-104	TRANSLUCENT PATTERN GLASS
C-101	GFRG CLADDING
MTL-101	PAINTED ALUMINUM COMPOSITE PANELS
MTL-102	METAL ALUMINUM WINDOW MULLIONS
MTL-103	PAINTED ALUMINUM COMPOSITE PANELS
MTL-210	CORRUGATED METAL PANEL ROOF SCREEN
WD-101	WOOD LOOK METAL SOFFIT

10/16/2022 2:08:07 PM

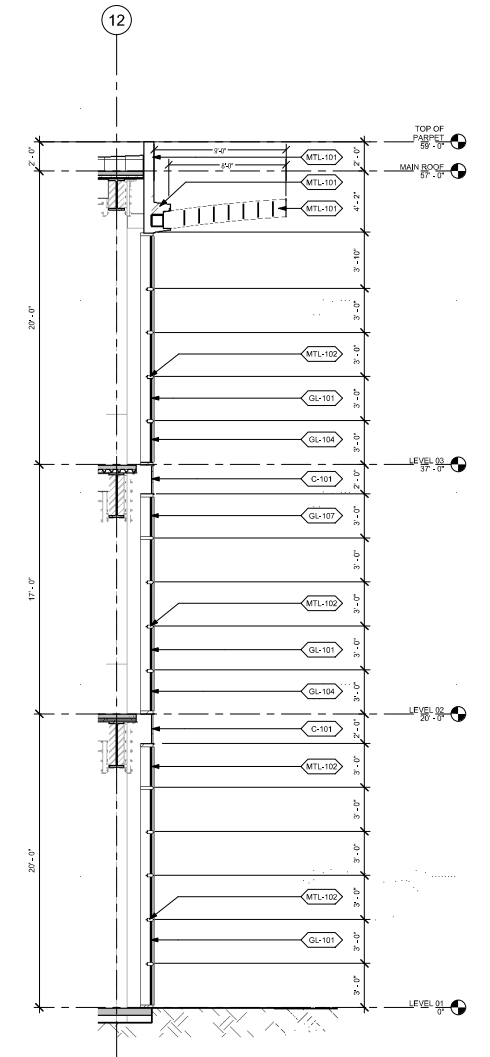
Project:
ISI HQ NORTH BUILDING
945 Kifer Road, Sunnyvale, CA, 94085
MODIFICATIONS TO APPROVED
SPECIAL DEVELOPMENT PERMIT
Prepared For:
INTUITIVE SURGICAL, INC.
1020 Kifer Road Sunnyvale, CA



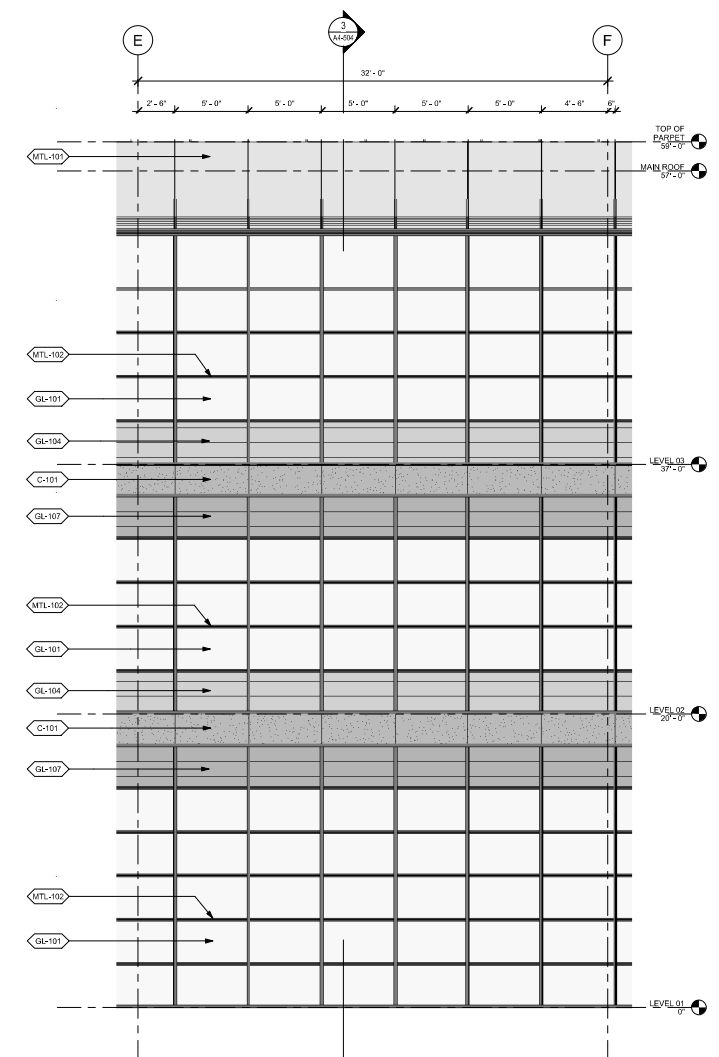
Hollmuth, Obata & Kassabaum, Inc.
One Bush Street, Suite 200
San Francisco, CA 94104 USA
t +1 415 243 0555 f +1 415 882 7763

BuildGroup
Contractor
185 S. Van Ness Ave.
San Francisco, CA 94103
Kier + Wright
Civil Engineer
2001 Collier Canyon Road
Livermore, CA 94551
Comerstone
Structural Engineer
1250 Oakwood Parkway
Sunnyvale, CA 94085
Taylor Engineering
Mechanical, Plumbing, Fire Protection
1501 Marina Village Parkway, Suite 301
Alameda, CA 94501-1142
The Engineering Enterprise
Mechanical
125 Marina Village Parkway
Alameda, CA 94501
Lynch Bates
Vertical Transportation, Elevator & Escalators
460 Redwood Way Suite 18-510
San Rafael, CA 94903
KSH Architects
Envelope ADR
300 Sutter Street
San Francisco, CA 94108

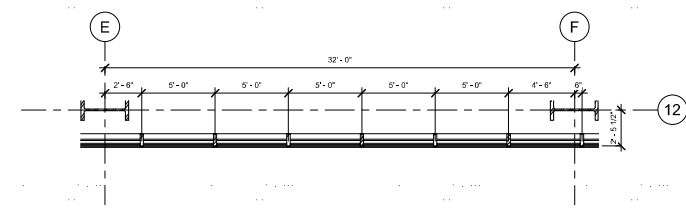
KSH ARCHITECTS
KORTH SUNSERI HAGEY



3 ENLARGED SECTION - SIDE
1/4" = 1'-0"



2 ENLARGED ELEVATION - SIDE
1/4" = 1'-0"



1 ENLARGED 1ST FLOOR PLAN - SIDE
1/4" = 1'-0"

ELEVATION LEGEND

GL-101	EXTERIOR VISION GLASS - STANDARD
GL-102	EXTERIOR VISION GLASS - SHADOW BOX
GL-104	SPANDREL PATTERN GLASS
GL-107	TRANSLUCENT PATTERN GLASS
C-101	GFRP CLADDING
MTL-101	PAINTED ALUMINUM COMPOSITE PANELS
MTL-102	METAL ALUMINUM WINDOW MULLIONS
MTL-103	PAINTED ALUMINUM COMPOSITE PANELS
MTL-210	CORRUGATED METAL PANEL ROOF SCREEN
WD-101	WOOD LOOK METAL SOFFIT

No.	Description	Date
1	ISSUED FOR PERMITS	02/04/20
2	PLANNING REVIEW COMMENTS	02/04/20
3	PERMITS REVIEW COMMENTS	02/04/20
4	PLANNING REVIEW COMMENTS	02/04/20
5	PLANNING REVIEW COMMENTS	02/04/20

Project No: 20-04045-30
Sheet Title:
**DETAIL EXTERIOR
ELEVATIONS**

Project:
ISI HQ NORTH BUILDING
945 Kifer Road, Sunnyvale, CA, 94085

MODIFICATIONS TO APPROVED
SPECIAL DEVELOPMENT PERMIT

Prepared For:
INTUITIVE SURGICAL, INC.
1220 Kifer Road Sunnyvale, CA



Hollmuth, Obata & Kassabaum, Inc.
One Bush Street, Suite 200
San Francisco, CA 94104 USA
t +1 415 243 0555 f +1 415 882 7763

Assoc. with:
BullGroup
Contractor
185 S. Van Ness Ave.
San Francisco, CA 94103

Kier + Wright
Civil Engineer
2500 Collier Canyon Road
Livermore, CA 94551

Comerstone
Commercial Engineer
1250 Camino Parkway
Sunnyvale, CA 94085

Taylor Engineering
Mechanical, Plumbing, Fire Protection
1501 Marina Village Parkway, Suite 201
Alameda, CA 94501-1142

The Engineering Enterprise
Mechanical
125 Marina Village Parkway
Alameda, CA 94501

Leitch Bates
Vertical Transportation, Elevator & Escalators
460 Redwood Hwy, Suite 18-510
San Rafael, CA 94903

KSH Architects
Envelope ADR
380 Sutter Street
San Francisco, CA 94108

KSH ARCHITECTS
KORTH SUNSERI HAGEY

Key Plan

Professional Seal

No.	Description	Date
1	ISSUED FOR PERMIT	2016-08-25
2	PERMITTING REVISIONS	2016-09-02
3	PERMITTING REVISIONS	2016-09-02
4	PERMITTING REVISIONS	2016-09-02
5	PERMITTING REVISIONS	2016-09-02

Project No.: 20160463.00

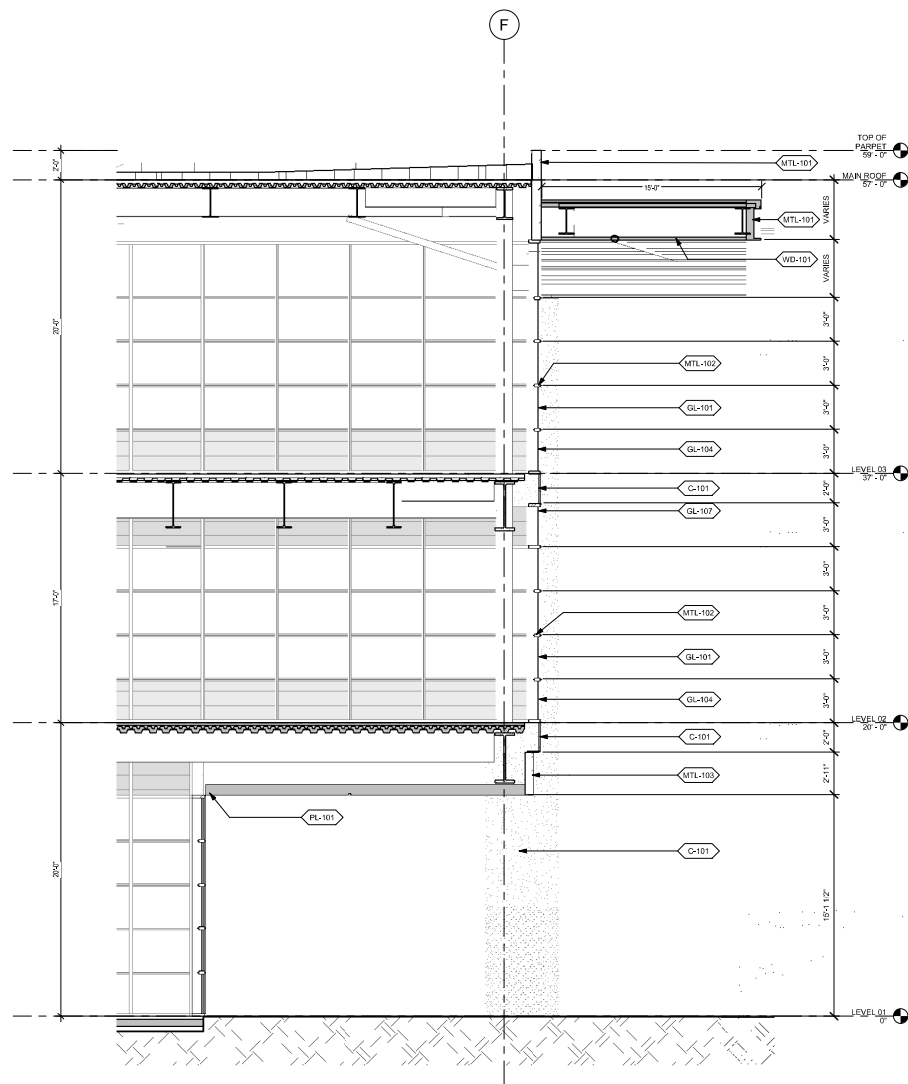
Sheet No.:

DETAIL EXTERIOR
ELEVATIONS

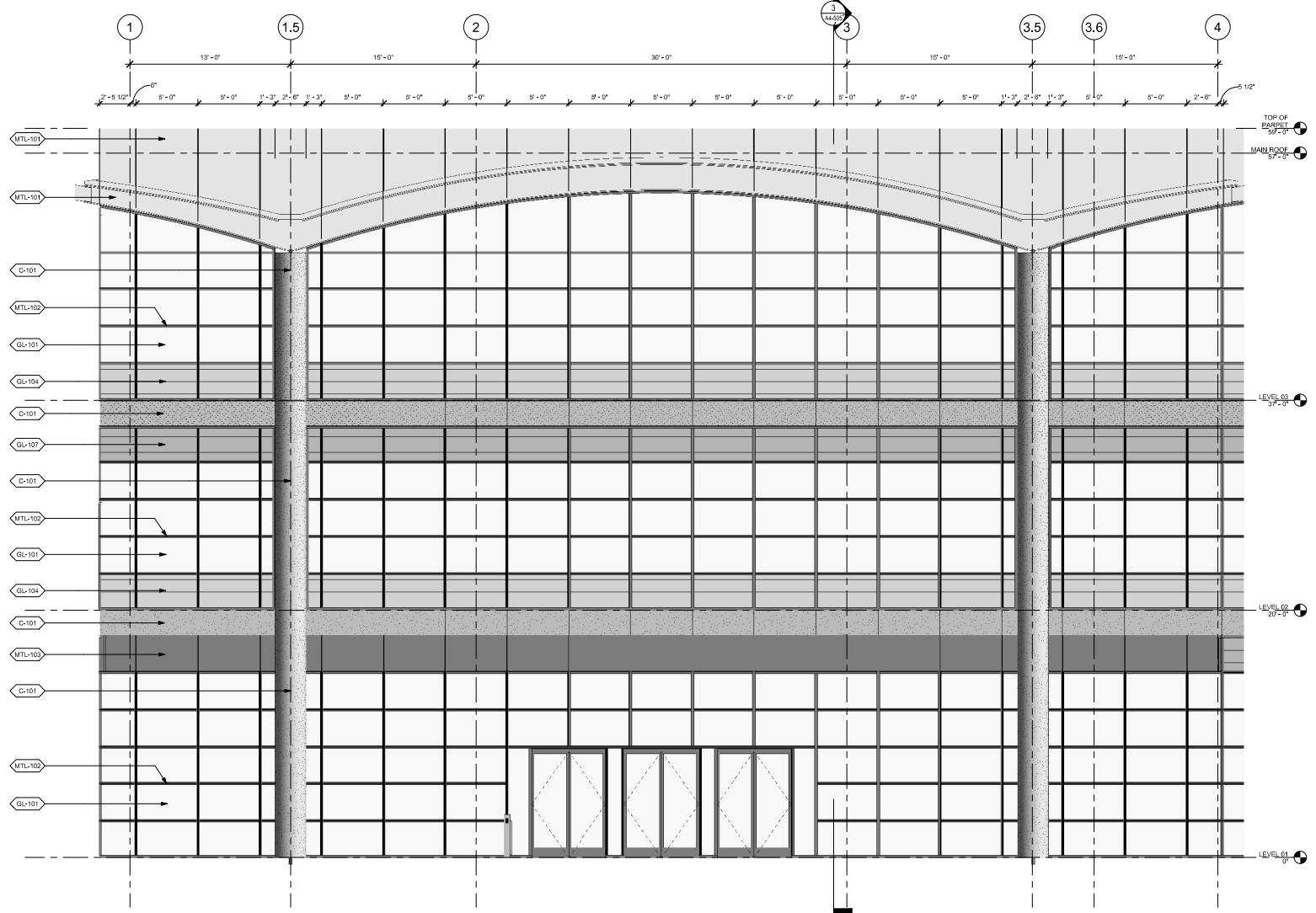
Drawn By:

Scale:

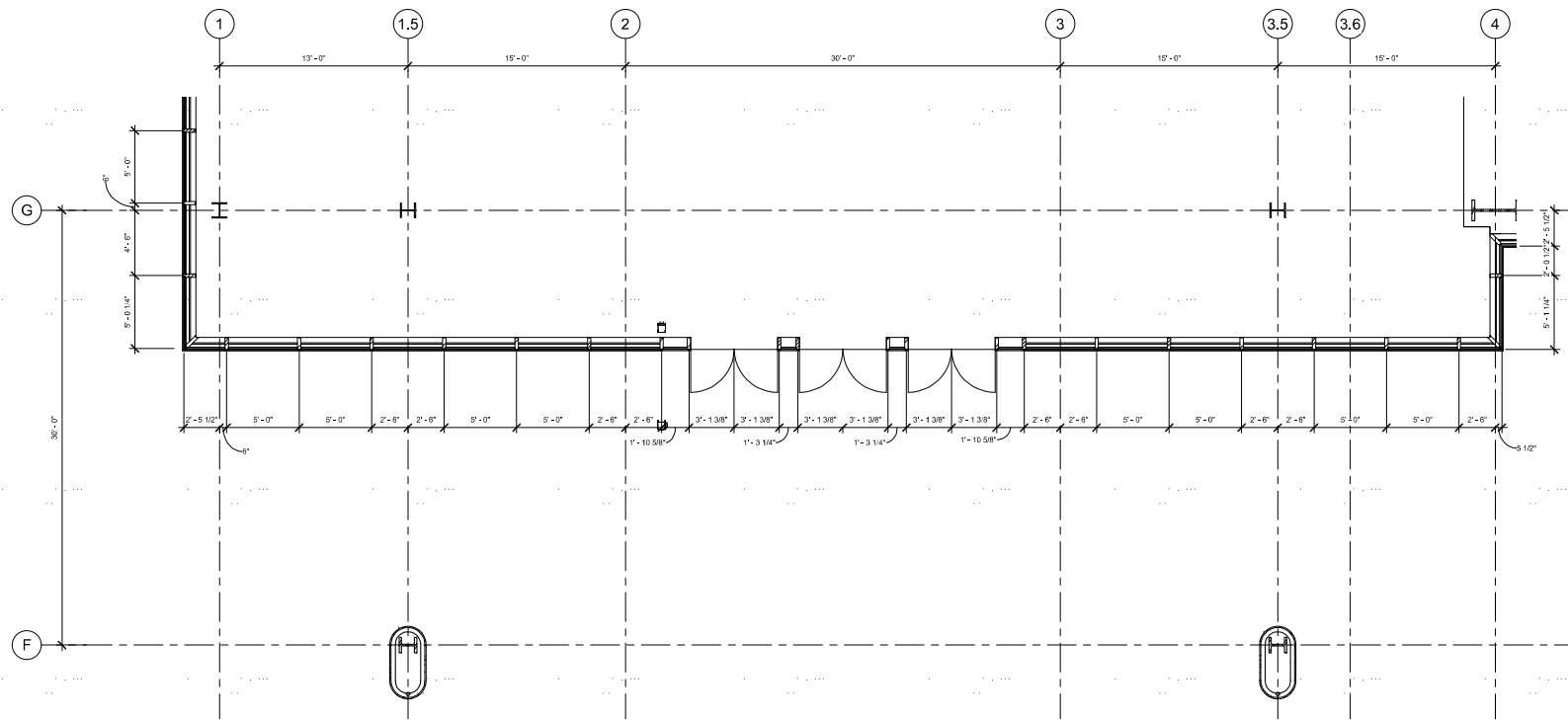
A4-505



3 ENLARGED SECTION - ELEVATION FINGER
1/4" = 1'-0"



2 ENLARGED ELEVATION - ELEVATED FINGER
1/4" = 1'-0"



1 ENLARGED 1ST FLOOR PLAN - ELEVATED FINGER
1/4" = 1'-0"

ELEVATION LEGEND

	GL-101 EXTERIOR VISION GLASS - STANDARD
	GL-102 EXTERIOR VISION GLASS - SHADOW BOX
	GL-104 SPANDELS PATTERN GLASS
	GL-107 TRANSLUCENT PATTERN GLASS
	C-101 GFRG CLADDING
	MTL-101 PAINTED ALUMINUM COMPOSITE PANELS
	MTL-102 METAL ALUMINUM WINDOW MULLIONS
	MTL-103 PAINTED ALUMINUM COMPOSITE PANELS
	MTL-210 CORRUGATED METAL PANEL ROOF SCREEN
	WD-101 WOOD LOOK METAL SOFFIT

01/16/2016 2:38:37 PM

Project:
ISI HQ NORTH BUILDING
945 Kifer Road, Sunnyvale, CA, 94085

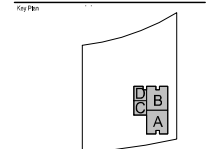
Prepared For:
INTUITIVE SURGICAL, INC.
1020 Kifer Road Sunnyvale, CA



Hollmuth, Obata & Kassabaum, Inc.
One Bush Street, Suite 200
San Francisco, CA 94104 USA
t +1 415 243 0555 f +1 415 882 7763

Associated with:
BullGroup
Contractor
180 S. Van Ness Ave.
San Francisco, CA 94103
Kier + Wright
Civil Engineer
2600 Collier Canyon Road
Livermore, CA 94551
Comerstone
Civil Engineer
1250 Camino Parkway
Sunnyvale, CA 94085
Taylor Engineering
Mechanical, Plumbing, Fire Protection
1501 Marina Village Parkway, Suite 301
Alameda, CA 94501-1142
The Engineering Enterprise
Electrical
120 Marina Village Parkway
Alameda, CA 94501
Leitch Bates
Vertical Transportation, Elevator & Escalators
460 Redwood Way, Suite 18-510
San Rafael, CA 94903
KSH Architects
Envelope ADR
300 Sutter Street
San Francisco, CA 94108

KSH ARCHITECTS
KORTH SUNSERI HAGEY

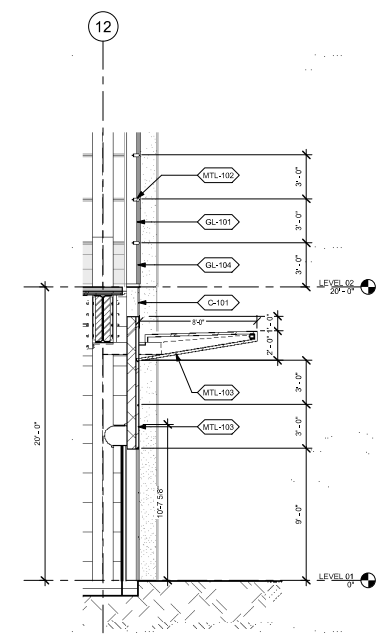


Professional Seal:

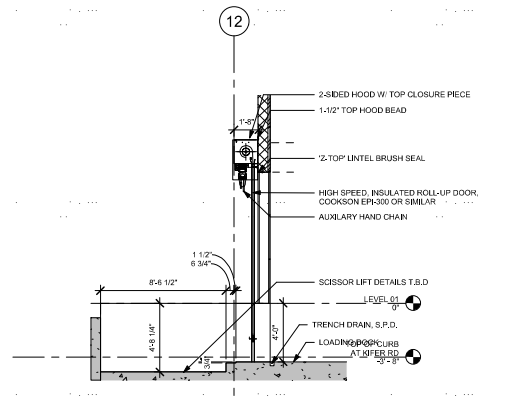
No.	Description	Date
1	REVISIONS TO INITIAL SET	02/04/09
2	PLANNING REVISIONS	02/04/09
3	PLANNING REVISIONS	02/04/09
4	PLANNING REVISIONS	02/04/09
5	PLANNING REVISIONS	02/04/09

Project No.: 05-04045-00
Sheet Title:
DETAIL EXTERIOR ELEVATIONS

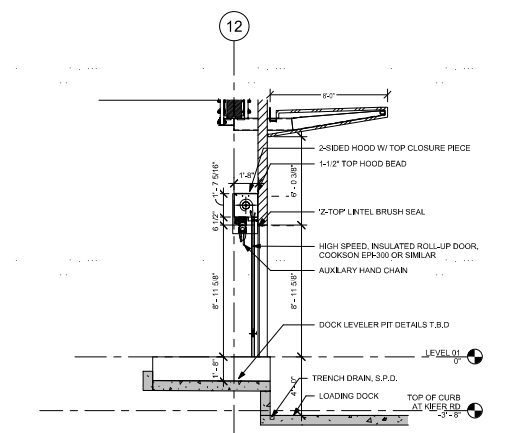
Sheet Number:
A4-506



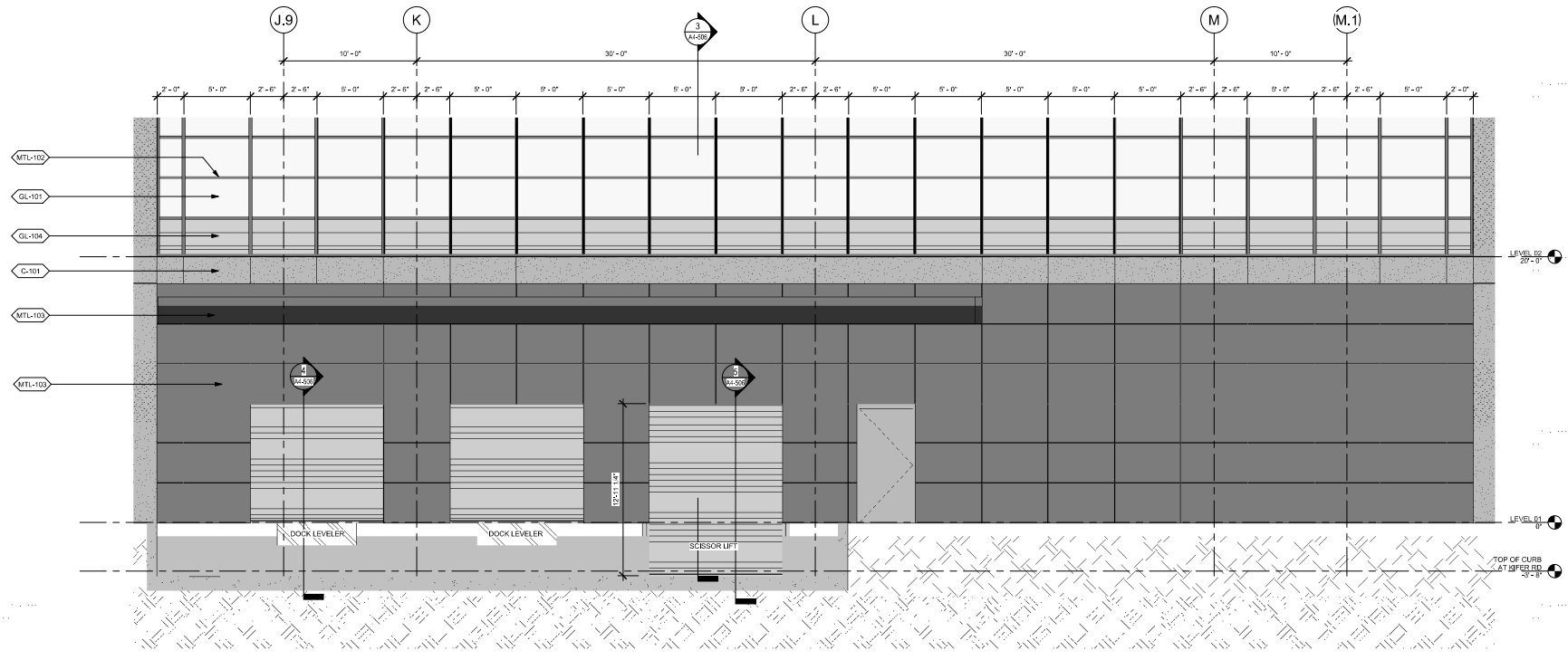
3 ENLARGED SECTION - LOADING DOCK
1/4" = 1'-0"



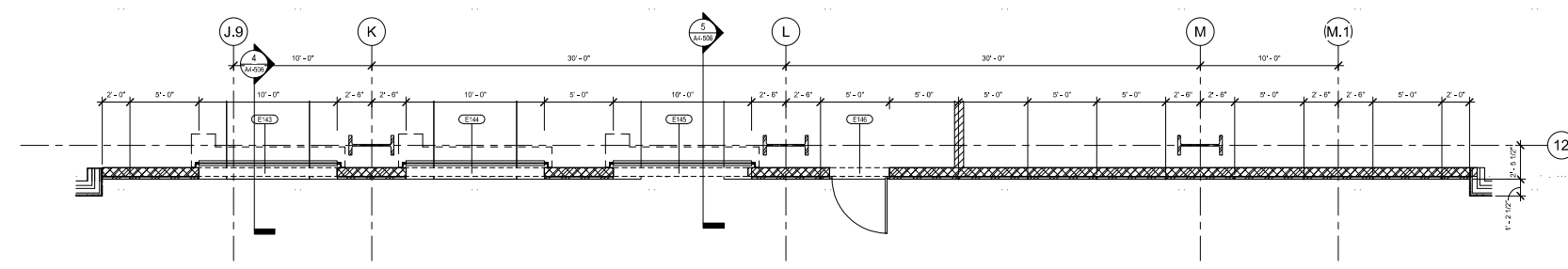
5 ENLARGED SECTION - LOADING DOCK AT SCISSOR LIFT DOOR
1/4" = 1'-0"



4 ENLARGED SECTION - LOADING DOCK AT DOCK LEVELER DOOR
1/4" = 1'-0"



2 ENLARGED ELEVATION - LOADING DOCK
1/4" = 1'-0"



1 ENLARGED 1ST FLOOR PLAN - LOADING DOCK
1/4" = 1'-0"

ELEVATION LEGEND

[Symbol]	GL-101	EXTERIOR VIKON GLASS - STANDARD
[Symbol]	GL-103	EXTERIOR VIKON GLASS - SHADOW BOX
[Symbol]	GL-104	SPANDREL PATTERN GLASS
[Symbol]	GL-107	TRANSLUCENT PATTERN GLASS
[Symbol]	C-101	CFRC CLADDING
[Symbol]	MTL-100	PAINTED ALUMINUM COMPOSITE PANELS
[Symbol]	MTL-103	METAL ALUMINUM WINDOW MULLIONS
[Symbol]	MTL-105	PAINTED ALUMINUM COMPOSITE PANELS
[Symbol]	MTL-210	CORRUGATED METAL PANEL ROOF SCREEN
[Symbol]	WD-101	WOOD LOOK METAL SOFFIT

Project:
ISI HQ NORTH BUILDING
945 Kifer Road, Sunnyvale, CA, 94085

Prepared For:
INTUITIVE SURGICAL, INC.
1020 Kifer Road Sunnyvale, CA



Hollmuth, Obata & Kassabaum, Inc.
One Bush Street, Suite 200
San Francisco, CA 94104 USA
t +1 415 243 0555 f +1 415 882 7763

Association with:

BuildGroup
Contractor
165 S. Van Ness Ave.
San Francisco, CA 94103

Kier + Wright
Civil Engineer
2500 Collier Canyon Road
Livermore, CA 94551

Comerstone
Commercial Engineer
1250 Quince Orchard
Sunnyvale, CA 94085

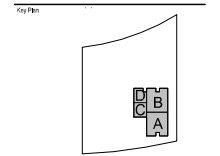
Taylor Engineering
Mechanical, Plumbing, Fire Protection
1501 Marina Village Parkway, Suite 201
Alameda, CA 94501-1142

The Engineering Enterprise
Electrical
1205 Marina Village Parkway
Alameda, CA 94501

Lorch Bates
Vertical Transportation, Elevator, Escalator, Maintenance
460 Redwood Way, Suite 10-510
San Rafael, CA 94903

KSH Architects
Envelope ADR
360 Sutter Street
San Francisco, CA 94108

KSH ARCHITECTS
KORTH SUNSERI HAGEY



Professional Seal:

No.	Description	Date
1	PRELIMINARY DESIGN	02/20/10
2	PLANNING DESIGN	03/24/10
3	PRELIMINARY DESIGN	05/14/10
4	PLANNING DESIGN	05/14/10
5	PLANNING DESIGN	05/14/10

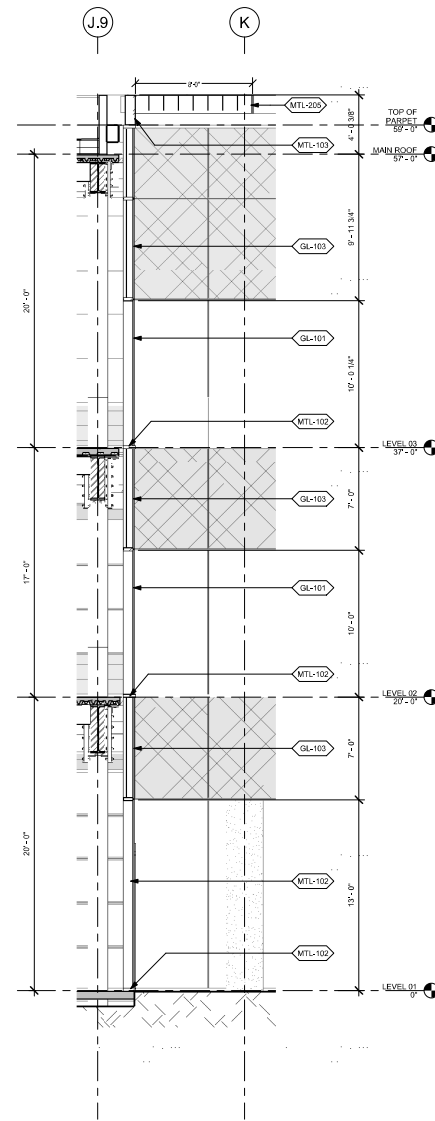
Project No.: 09-04045-00

Sheet No.:

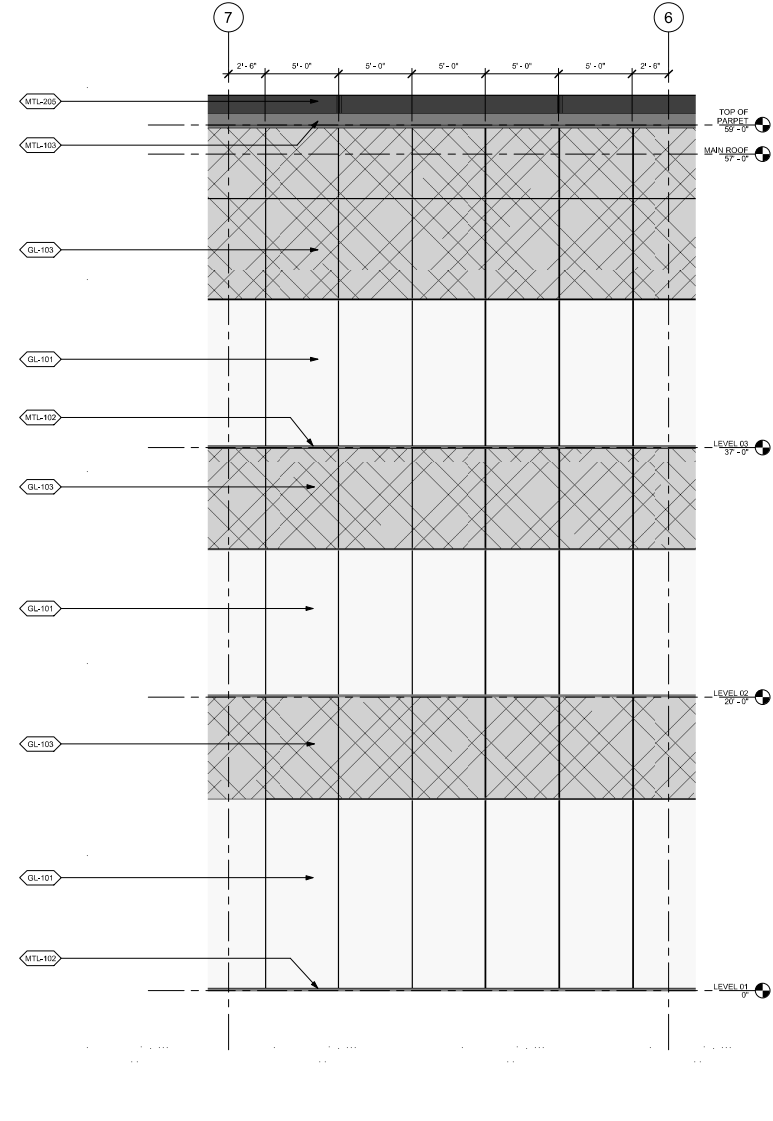
DETAIL EXTERIOR ELEVATIONS

Drawn By:

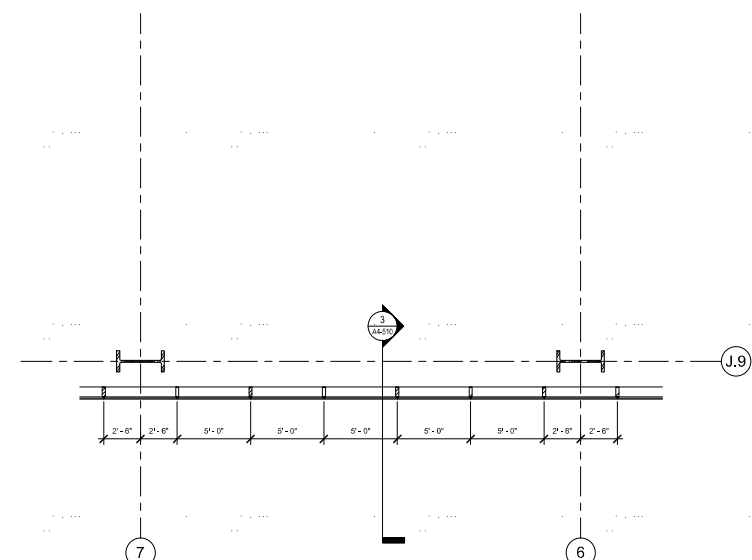
A4-510



3 ENLARGED SECTION - COURTYARD SOUTH ELEVATION
1/4" = 1'-0"



2 ENLARGED SOUTH ELEVATION - COURTYARD SOUTH ELEVATION
1/4" = 1'-0"



1 ENLARGED 1ST FLOOR PLAN - COURTYARD SOUTH ELEVATION
1/4" = 1'-0"

ELEVATION LEGEND

	EXTERIOR VISION GLASS - STANDARD
	EXTERIOR VISION GLASS - SHADOW BOX
	SPANDREL PATTERN GLASS
	TRANSLUCENT PATTERN GLASS
	GFRG CLADDING
	PAINTED ALUMINUM COMPOSITE PANELS
	METAL ALUMINUM WINDOW MULLIONS
	PAINTED ALUMINUM COMPOSITE PANELS
	CORRUGATED METAL PANEL ROOF SCREEN
	WOOD LOOK METAL SOFFIT

10/16/2012 10:33 AM

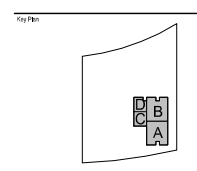
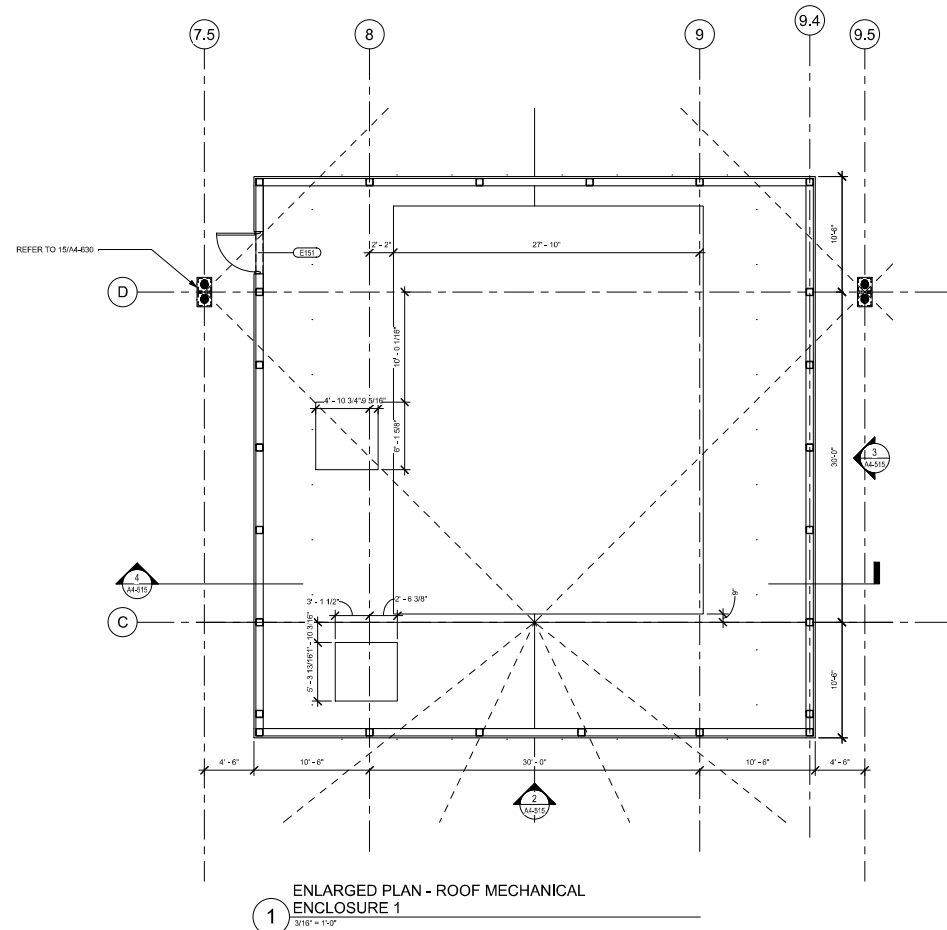
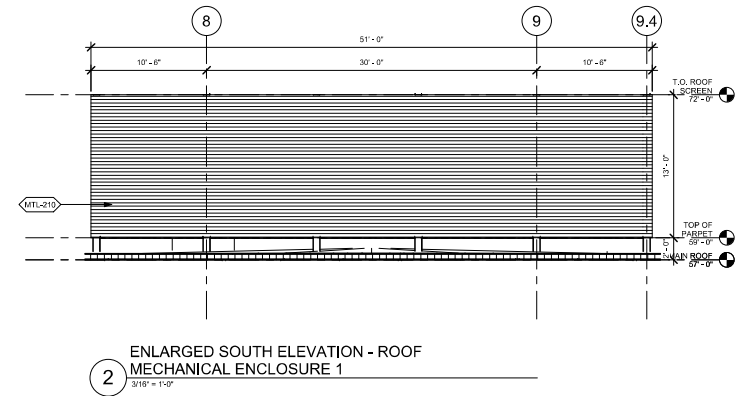
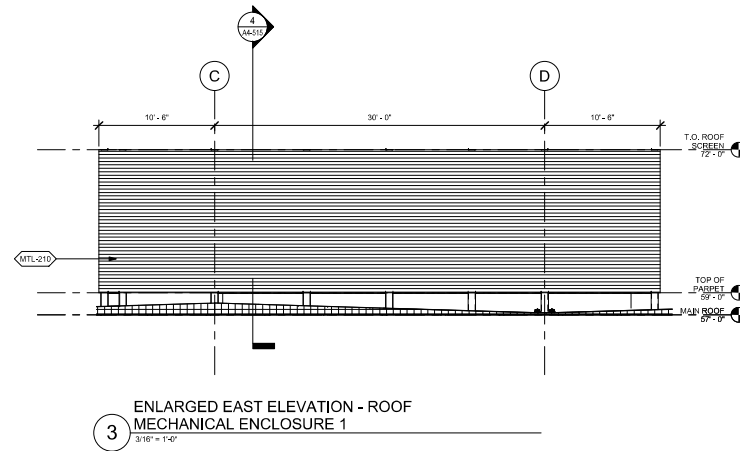
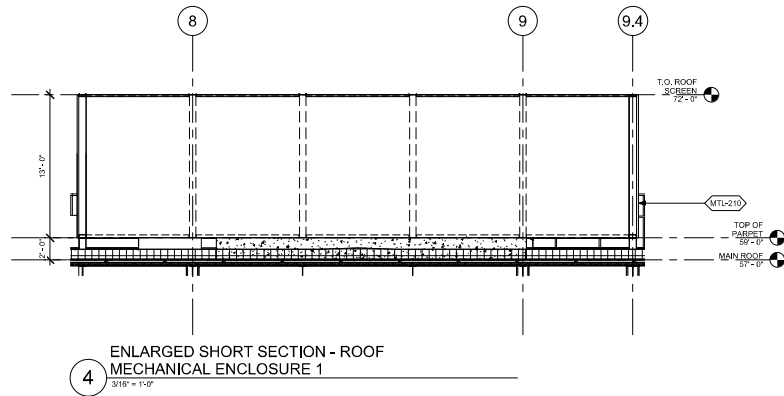
Project:
ISI HQ NORTH BUILDING
945 Kifer Road, Sunnyvale, CA, 94085

MODIFICATIONS TO APPROVED
SPECIAL DEVELOPMENT PERMIT
Prepared For:
INTUITIVE SURGICAL, INC.
1020 Kifer Road Sunnyvale, CA



Hollmuth, Obata & Kassabaum, Inc.
One Bush Street, Suite 200
San Francisco, CA 94104 USA
t +1 415 243 0555 f +1 415 882 7763

Associates with:
BullGroup
Contractor
185 S. San Anselmo Ave.
San Francisco, CA 94103
Kier + Wright
Civil Engineer
2500 Collier Canyon Road
Livermore, CA 94551
Comerstone
Civil Engineer
1250 Colwood Parkway
Sunnyvale, CA 94089
Taylor Engineering
Mechanical, Plumbing, Fire Protection
1201 Marina Village Parkway, Suite 201
Alameda, CA 94511-1142
The Engineering Enterprise
Electrical
1205 Marina Village Parkway
Alameda, CA 94501
Lench Bates
Vertical Transportation, Elevator & Escalator
460 Redwood Way, Suite 10-510
San Rafael, CA 94903
KSH Architects
Envelope ADR
300 Sutter Street
San Francisco, CA 94108



Professional Seal:

No.	Description	Date
1	REVISIONS TO DRAWING	02/20/20
2	PLANNING REVISIONS	02/20/20
3	PLANNING REVISIONS	02/20/20
4	PLANNING REVISIONS	02/20/20
5	PLANNING REVISIONS	02/20/20

Project No: 20-04045-00
Sheet Title:
ROOF MECHANICAL ENCLOSURE 1

ELEVATION LEGEND

[Symbol]	GL-101	EXTERIOR VISION GLASS - STANDARD
[Symbol]	GL-102	EXTERIOR VISION GLASS - SHADOW BOX
[Symbol]	GL-103	SPANDREL PATTERN GLASS
[Symbol]	GL-104	TRANSLUCENT PATTERN GLASS
[Symbol]	C-101	GFRG CLADDING
[Symbol]	MTL-101	PAINTED ALUMINUM COMPOSITE PANELS
[Symbol]	MTL-102	METAL ALUMINUM WINDOW MULLIONS
[Symbol]	MTL-103	PAINTED ALUMINUM COMPOSITE PANELS
[Symbol]	MTL-210	CORRUGATED METAL PANEL ROOF SCREEN
[Symbol]	WD-101	WOOD LOOK METAL SOFFIT

01/14/2022 2:03:30 PM



Project
ISI HQ NORTH BUILDING
945 Kifer Road, Sunnyvale, CA, 94085

MODIFICATIONS TO APPROVED SPECIAL DEVELOPMENT PERMIT
Prepared For
INTUITIVE SURGICAL, INC.
1020 Kifer Road Sunnyvale, CA



Hollmuth, Obata & Kassabaum, Inc.
One Bush Street, Suite 200
San Francisco, CA 94104 USA
t +1 415 243 0555 f +1 415 882 7763

Blubb Group
Contractor
185 S. Van Ness Ave.
San Francisco, CA 94103

Kier + Wright
Civil Engineer
200 Collier Canyon Road
Livermore, CA 94551

Compton
Civil Engineer
125 Quince Orchard
Sunnyvale, CA 94085

Taylor Engineering
Mechanical, Electrical, Fire Protection
1501 Marina Village Parkway, Suite 301
Alameda, CA 94511-1142

The Engineering Enterprise
Electrical
125 Marina Village Parkway
Alameda, CA 94501

Leitch Bates
Vertical Transportation, Elevator & Escalators
460 Redwood Way Suite 18-510
San Rafael, CA 94903

KSH Architects
Envelope ADR
300 Sutter Street
San Francisco, CA 94108



Key Plan

Professional Seal

No.	Description	Date
1	PLANNING REQUIREMENTS	02/04/10
2	PLANNING REQUIREMENTS	02/04/10
3	PLANNING REQUIREMENTS	02/04/10
4	PLANNING REQUIREMENTS	02/04/10
5	PLANNING REQUIREMENTS	02/04/10

Project No: 09-04045-00
Sheet No:

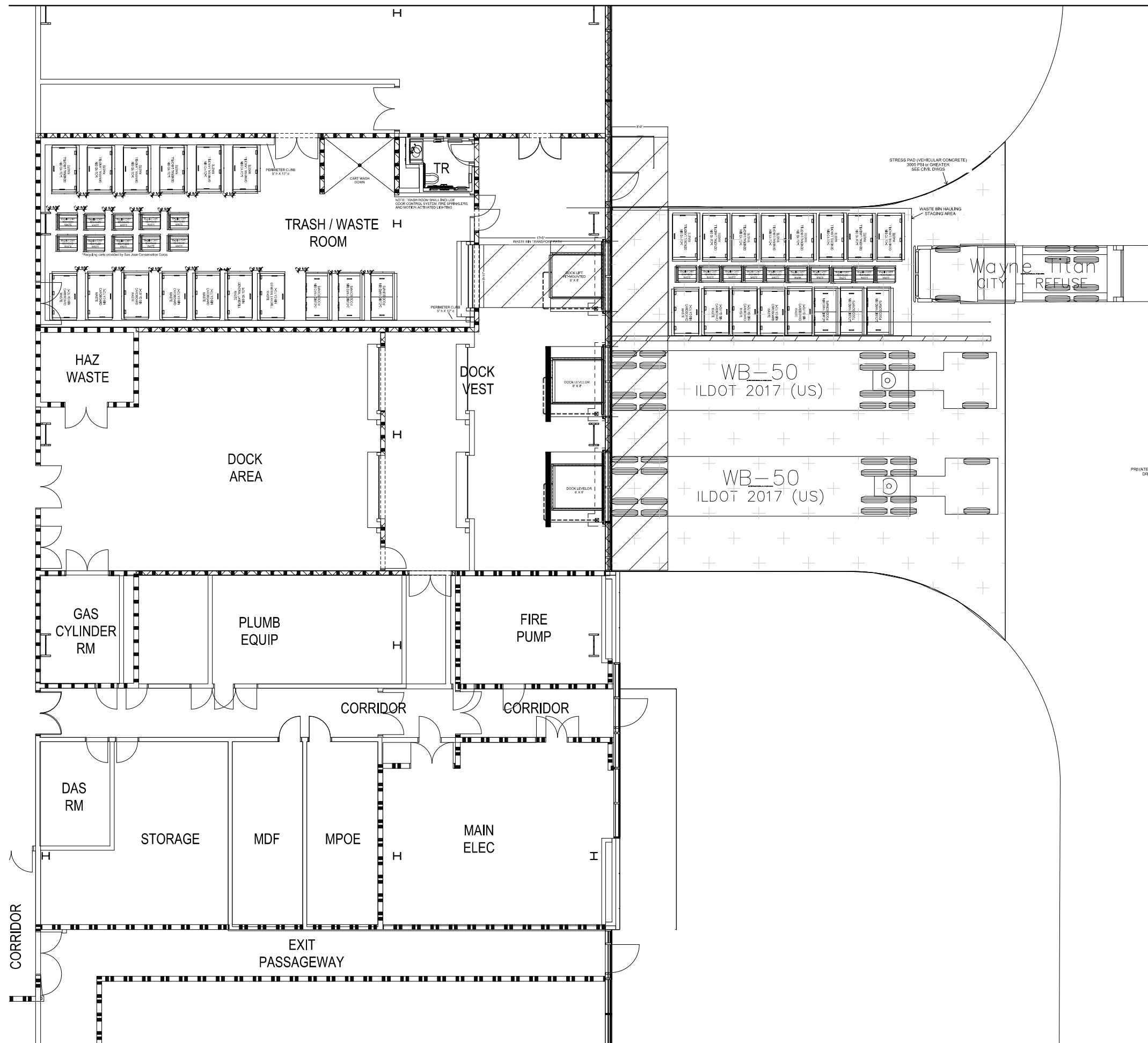
EXTERIOR MATERIAL SCHEDULE

Sheet Number

A4-901

PRECAST CONCRETE	
PC-101	PRECAST CONCRETE CLADDING - COURTYARD RAKED SEATING MFR/DIST: - TYPE: PRECAST CONCRETE FINISH: TOP-CAST 125, EXPOSED AGGREGATE COLOR: PEWTER
METAL	
MTL-101	PAINTED ALUMINUM COMPOSITE PANELS, TRELLISES AND C-CHANNEL PROFILES MFR/DIST: ALPOLIC OR SIMILAR TYPE: ACM NOTES: 4MM THICK FINISH: FACTORY APPLIED PVDF COATING COLOR: RAL 9006
MTL-102	PAINTED ALUMINUM CURTAIN WALL MULLIONS, STOREFRONT DOORS MFR/DIST: WALTERS AND WOLF TYPE: ALUMINUM NOTES: - FINISH: FACTORY APPLIED PVDF COATING COLOR: RAL 7024
MTL-103	PAINTED ALUMINUM COMPOSITE PANELS AT LOADING DOCKS AND COURTYARD PARAPET MFR/DIST: ALPOLIC OR SIMILAR TYPE: ACM NOTES: 4MM THICK FINISH: FACTORY APPLIED PVDF COATING COLOR: RAL 7024
MTL-201	PAINTED STEEL GUARDRAIL AT ROOF MFR/DIST: - TYPE: STEEL NOTES: GALVANIZED FINISH: ALIPHATIC POLYURETHANE COATING COLOR: RAL 9006
MTL-202	PAINTED STEEL TRELLIS MEMBERS MFR/DIST: - TYPE: STEEL NOTES: GALVANIZED FINISH: ALIPHATIC POLYURETHANE COATING COLOR: RAL 9006
MTL-203	PAINTED ALUMINUM CURTAIN WALL PANEL MFR/DIST: WALTERS AND WOLF TYPE: ALUMINUM NOTES: - FINISH: FACTORY APPLIED PVDF COATING COLOR: MATCHED TO SHADOWBOX
MTL-205	PAINTED STEEL TRELLIS MEMBERS - COURTYARD MFR/DIST: - TYPE: STEEL NOTES: GALVANIZED FINISH: ALIPHATIC POLYURETHANE COATING COLOR: RAL 7024 (DARK GREY)
MTL-210	CORRUGATED METAL PANEL AT ROOF MECHANICAL SCREEN MFR/DIST: - TYPE: CORRUGATED METAL PANEL NOTES: - FINISH: FACTORY APPLIED PVDF COATING COLOR: TO MATCH GFRC

GFRC	
C-101	GFRC CLADDING MFR/DIST: WALTERS AND WOLF TYPE: WHITE ORDINARY PORTLAND CEMENT, LOCAL SAND/AGGREGATES AND MICA. FINISH: SMOOTH, HONED SURFACE WITH MINIMAL VISIBLE AGGREGATE COLOR.
CEMENT PLASTER	
PL-101	CEMENT PLASTER CLADDING MFR/DIST: S&M PRODUCTS OR EQUAL TYPE: 3-COAT SYSTEM NOTES: SMOOTH STEEL TROWEL. FINISH: ACRYLIC PAINT, FLAT COLOR: RAL 7024
PL-102	CEMENT PLASTER CLADDING MFR/DIST: DRYVIT TYPE: CEMENT BOARD MD NOTES: - FINISH: FINISH TO MATCH GFRC IN COLOR AND TEXTURE.
STANDING SEAM METAL ROOF	
RF-101	STANDING SEAM METAL ROOF MFR/DIST: MERCHANT & EVANS, INC. TYPE: ZIP-R8B STANDING SEAM SYSTEM NOTES: - FINISH: AKZO NOBEL N.V. TRINAR PC COLOR: RAL 9006
WOOD-LOOK CEILING PANELS	
WD-101	WOOD LOOK CEILING PANELS MFR/DIST: ARMSTRONG CEILING TYPE: METALWORKS LINEAR - CLASSICS NOTES: - FINISH: SMOOTH, UNPERFORATED COLOR: EFFECTS OAK EXTERIOR
GLASS	
GL-101	EXTERIOR VISION GLASS - NORTH AND EAST MFR/DIST: VIBRACON TYPE: VNE24-43 NOTES: PROVIDE TEMPERED WHERE REQUIRED BY CODE MAX U-FACTOR: 0.4 BTU/HR-F ² -F MAX SHGC: 0.29 STC: MIN 32 MAKE UP 1/2" LOW-IRON w/ LOW-E COATING ON #2 1/4" LOW-IRON
GL-102	EXTERIOR VISION GLASS - SOUTH MFR/DIST: VIBRACON TYPE: VNE24-43 NOTES: PROVIDE TEMPERED WHERE REQUIRED BY CODE MAX U-FACTOR: 0.4 BTU/HR-F ² -F MAX SHGC: 0.29 STC: MIN 32 MAKE UP 1/2" LOW-IRON w/ LOW-E COATING ON #2 1/4" LOW-IRON / .03" PVB INTERLAYER
GL-103	EXTERIOR VISION GLASS - SHADOW BOX MFR/DIST: VIBRACON TYPE: VNE24-43 NOTES: PROVIDE TEMPERED WHERE REQUIRED BY CODE MAX U-FACTOR: 0.4 BTU/HR-F ² -F MAX SHGC: 0.29 STC: MIN 32 MAKE UP 1/2" LOW-IRON w/ LOW-E COATING ON #2 1/4" LOW-IRON 1/8" ALUM PANEL BEHIND GLASS
GL-104	EXTERIOR SPANDREL PATTERN GLASS - NORTH AND EAST MFR/DIST: VIBRACON TYPE: VNE24-43 NOTES: PROVIDE TEMPERED WHERE REQUIRED BY CODE MAX U-FACTOR: 0.4 BTU/HR-F ² -F MAX SHGC: 0.29 STC: MIN 32 MAKE UP 1/2" LOW-IRON w/ LOW-E COATING AND LINE FRIT PATTERN ON #2 1/4" LOW-IRON w/ OPAQUE SPANDREL COATING ON #4
GL-105	EXTERIOR SPANDREL PATTERN GLASS - SOUTH MFR/DIST: VIBRACON TYPE: VNE24-43 NOTES: PROVIDE TEMPERED WHERE REQUIRED BY CODE MAX U-FACTOR: 0.4 BTU/HR-F ² -F MAX SHGC: 0.29 STC: MIN 32 MAKE UP 1/2" LOW-IRON w/ LOW-E COATING AND LINE FRIT PATTERN ON #2 1/4" LOW-IRON w/ OPAQUE SPANDREL COATING ON #4
GL-107	EXTERIOR TRANSLUCENT PATTERN GLASS - NORTH AND EAST MFR/DIST: VIBRACON TYPE: VNE24-43 NOTES: PROVIDE TEMPERED WHERE REQUIRED BY CODE MAX U-FACTOR: 0.4 BTU/HR-F ² -F MAX SHGC: 0.29 STC: 32 MAKE UP 1/2" LOW-IRON w/ LOW-E COATING AND LINE FRIT PATTERN ON #2 1/4" LOW-IRON w/ SIMULATED SANDBLAST ON #3
GL-108	EXTERIOR TRANSLUCENT PATTERN GLASS - SOUTH MFR/DIST: VIBRACON TYPE: VNE24-43 NOTES: PROVIDE TEMPERED WHERE REQUIRED BY CODE MAX U-FACTOR: 0.4 BTU/HR-F ² -F MAX SHGC: 0.29 STC: 42 MAKE UP 1/2" LOW-IRON w/ LOW-E COATING ON #2 1/4" LOW-IRON / .03" PVB INTERLAYER 1/4" LOW-IRON w/ SIMULATED SANDBLAST ON #3
GL-109	GLASS GUARDRAIL MFR/DIST: VIBRACON TYPE: VNE24-43 NOTES: PROVIDE TEMPERED WHERE REQUIRED BY CODE MAKE UP 1/2" LOW-IRON / .03" PVB INTERLAYER 1/4" LOW-IRON
GL-111	NONWALL GLASS - COURTYARD 1 MFR/DIST: NONWALL TYPE: CLEAR NOTES: PROVIDE TEMPERED WHERE REQUIRED BY CODE



Project
ISI HQ NORTH BUILDING
945 Kifer Road, Sunnyvale, CA, 94086

MODIFICATIONS TO APPROVED
SPECIAL DEVELOPMENT PERMIT

Prepared For
INTUITIVE SURGICAL, INC.
1020 Kifer Road Sunnyvale, CA

IBK

Hellmuth, Obata & Kassabaum, Inc.
One Bush Street, Suite 200
San Francisco, CA 94104 USA
t +1 415 243 0555 f +1 415 892 7763

BuildGroup
Contractor
185 S. Van Ness Ave.
San Francisco, CA 94103

Kier + Wright
Civil Engineer
2850 Colma Canyon Road
Livermore, CA 94551

Comerstone
Geotechnical Engineer
1229 Contra Costa Parkway
Sunnyvale, CA 94086

Taylor Engineering
Mechanical, Electrical, Fire Protection
1000 Marina Village Parkway, Suite 301
Alameda, CA 94501-1142

The Engineering Enterprise
Electrical
1208 Marina Village Parkway
Alameda, CA 94501

Lerch Bates
Vertical Transportation, Exterior Sign Maintenance
450 Fremont Ave Suite 10-510
San Rafael, CA 94903

KSH Architects
Exterior ADR
241 Sutter Street
San Francisco, CA 94108



Revision Table:

No.	Description	Date
1	ISSUED FOR PERMITTING	2024-02-27
2	ISSUED FOR PERMITTING	2024-02-27
3	ISSUED FOR PERMITTING	2024-02-27
4	ISSUED FOR PERMITTING	2024-02-27

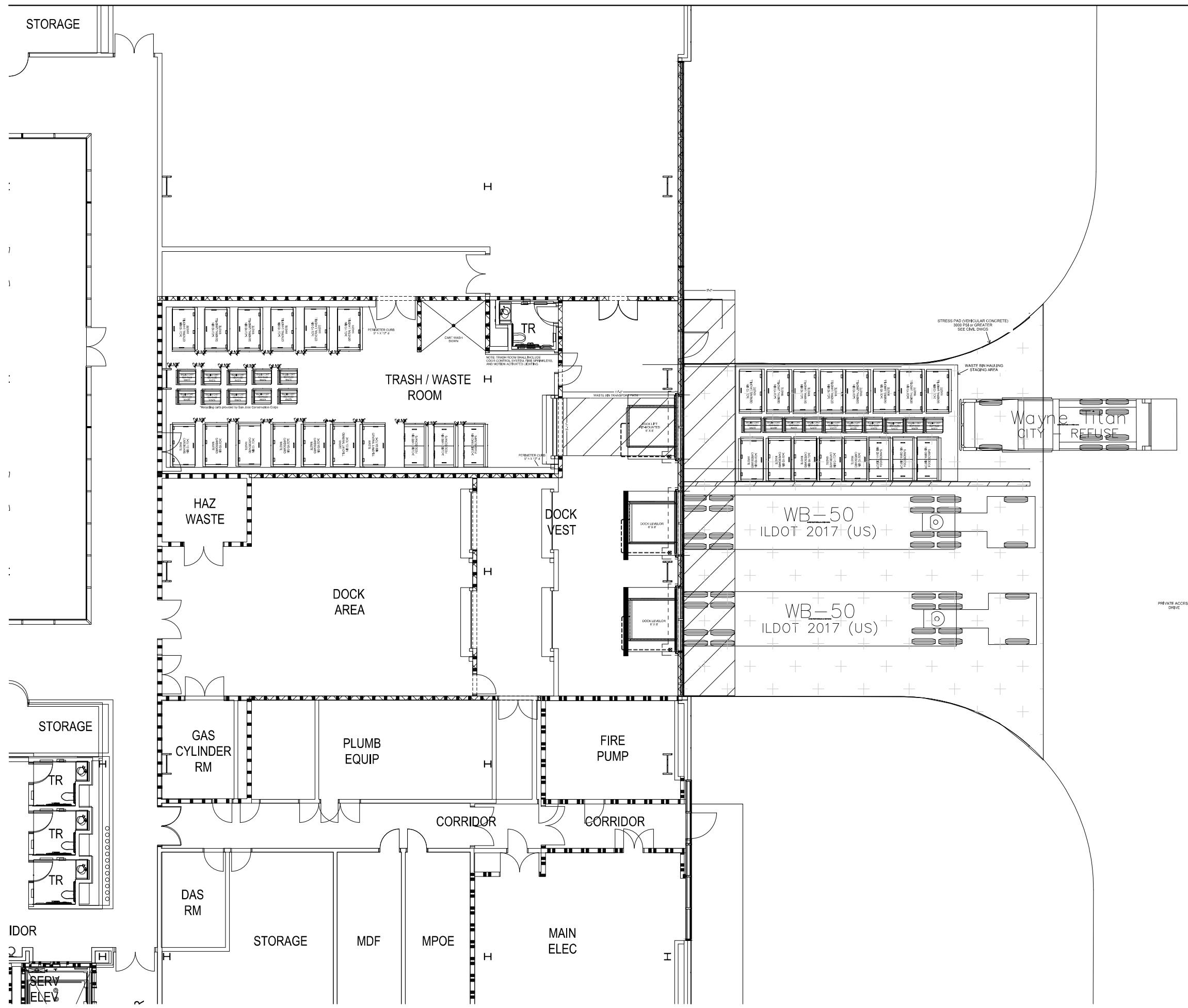
Project Information:

No.	Designer	Date
1	INTUITIVE SURGICAL, INC.	2024-02-27
2	INTUITIVE SURGICAL, INC.	2024-02-27
3	INTUITIVE SURGICAL, INC.	2024-02-27
4	INTUITIVE SURGICAL, INC.	2024-02-27

Project No: 202404559
Sheet Title:
LOADING DOCK PLAN OVERALL

LOADING DOCK PLAN - OVERALL 1
SCALE: 3/8" = 1'-0"

LB4-101



Project
ISI HQ NORTH BUILDING
945 Kifer Road, Sunnyvale, CA, 94086
MODIFICATIONS TO APPROVED
SPECIAL DEVELOPMENT PERMIT
Prepared For
INTUITIVE SURGICAL, INC.
1020 Kifer Road Sunnyvale, CA

IBK
Hellmuth, Obata & Kassabaum, Inc.
One Bush Street, Suite 200
San Francisco, CA 94104 USA
t +1 415 243 0555 f +1 415 892 7763

BuildGroup
Contractor
180 S. Van Ness Ave.
San Francisco, CA 94103
Kier + Wright
Civil Engineer
2850 Colma Canyon Road
Livermore, CA 94551
Comerstone
Civil Engineer
1229 Colmaas Parkway
Sunnyvale, CA 94086
Taylor Engineering
Mechanical/Electrical/Plumbing/Process
1000 Marina Village Parkway, Suite 301
Alameda, CA 94501-1142
The Engineering Enterprise
Electrical
1200 Marina Village Parkway
Alameda, CA 94501
Lerch Bates
Vertical Transportation, Exterior Sign Maintenance
4500 Rowland Way, Suite 10-510
San Ramon, CA 94583
KSH Architects
Exterior ADR
241 Sutter Street
San Francisco, CA 94108

IB Lerch Bates
BUILDING INSIGHT

Project No. 202404559
Sheet No. TR

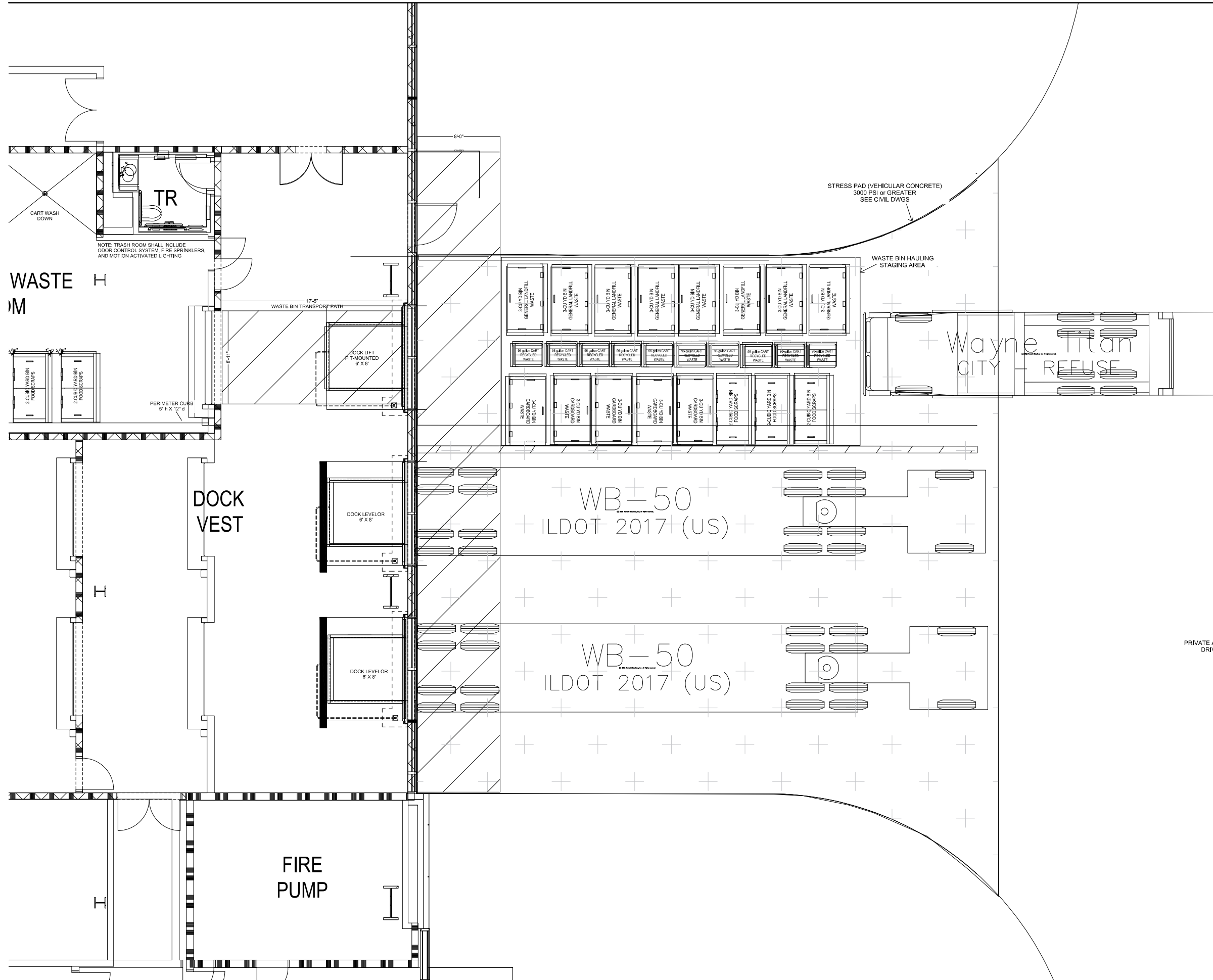
No.	Description	Date
1	ISSUED FOR PERMITTING	10/20/24
2	ISSUED FOR PERMITTING	10/20/24
3	ISSUED FOR PERMITTING	10/20/24
4	ISSUED FOR PERMITTING	10/20/24

Project No. 202404559
Sheet No. TR

TRASH ROOM PLAN

TRASH ROOM PLAN
SCALE: 3/8" = 1'-0" 1

Project No. 202404559
Sheet No. TR
LB4-101



Project
ISI HQ NORTH BUILDING
945 Kifer Road, Sunnyvale, CA, 94086

MODIFICATIONS TO APPROVED
SPECIAL DEVELOPMENT PERMIT

Prepared For
INTUITIVE SURGICAL, INC.
1020 Kifer Road Sunnyvale, CA



Hellmuth, Obata & Kassabaum, Inc.
One Bush Street, Suite 200
San Francisco, CA 94104 USA
t +1 415 243 0555 f +1 415 892 7763

BuildGroup

Contractor
185 S. Van Ness Ave.
San Francisco, CA 94103

Kier + Wright
Civil Engineer
2850 Calaveras Canyon Road
Livermore, CA 94551

Comerstone
Construction Engineer
1229 Colmae Parkway
Sunnyvale, CA 94086

Taylor Engineering
Mechanical/Electrical/Plumbing/Process
1000 Marina Village Parkway, Suite 301
Alameda, CA 94501-1142

The Engineering Enterprise
Electrical
1208 Marina Village Parkway
Alameda, CA 94501

Lerch Bates
Vertical Transportation, Exterior Sign Maintenance
4500 Raymond Ave. Suite 10-510
San Rafael, CA 94903

KSH Architects
Exterior ACR
245 Sutter Street
San Francisco, CA 94108



Key/Rev

PRIVATE ACCESS
DRIVE

Professional Seal

No.	Description	Date
1	ISSUED FOR PERMITTING	2024-02-27
2	ISSUED FOR PERMITTING	2024-02-27
3	ISSUED FOR PERMITTING	2024-02-27
4	ISSUED FOR PERMITTING	2024-02-27

Project No. 2024045.00

Sheet Title

TRASH BIN STAGING
AREA FOR HAULING

Sheet Number
LB4-103

TRASH BIN STAGING AREA FOR HAULING
SCALE: 3/8" = 1'-0" 1

Project
ISI HQ NORTH BUILDING
945 Kifer Road, Sunnyvale, CA, 94085

MODIFICATIONS TO APPROVED
SPECIAL DEVELOPMENT PERMIT

Prepared For
INTUITIVE SURGICAL, INC.
1020 Kifer Road Sunnyvale, CA



Hillmuth, Obata & Kassabaum, Inc.
One Bush Street, Suite 200
San Francisco, CA 94104 USA
t +1 415 243 0555 f +1 415 882 7763

BuildGroup
Consultant
183 S. Van Ness Ave.
San Francisco, CA 94103

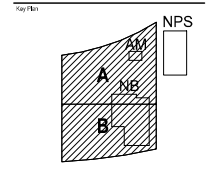
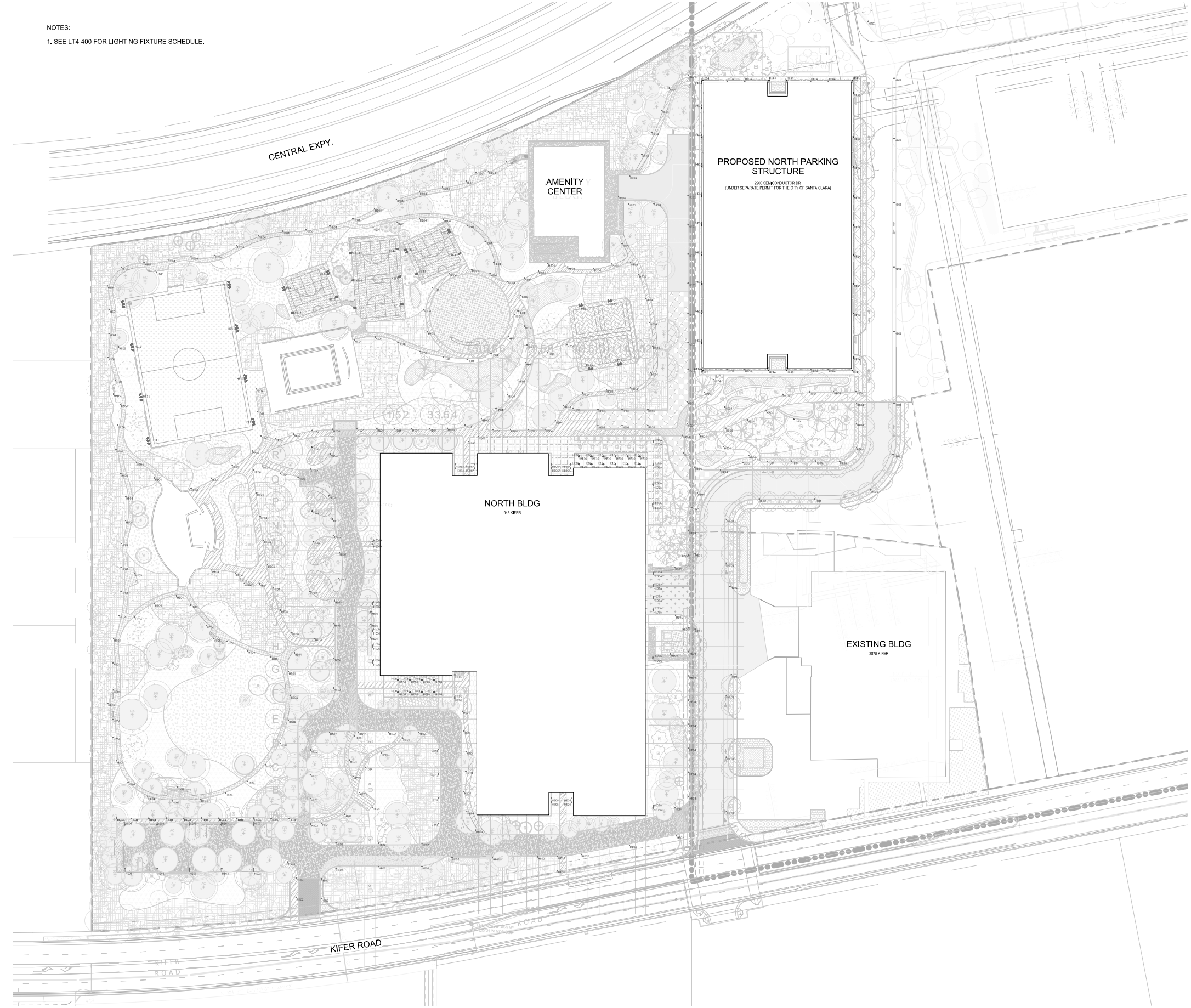
Kier + Wright
Civil Engineer
2951 Collier Canyon Road
Livermore, CA 94551

Taylor Engineering
Mechanical, Electrical, Fire Protection
1380 Menlo Village Parkway, Suite 501
Alameda, CA 94501-1162

The Engineering Enterprise
Electrical
1320 Menlo Village Parkway
Alameda, CA 94501

Lorch Bates
Vertical Transportation, Exterior Bldg Maintenance
4460 Redwood Hwy, Suite 1607
San Rafael, CA 94903

NOTES:
1. SEE LT4-400 FOR LIGHTING FIXTURE SCHEDULE.



Professional Stamp

No.	Description	Date
1	PLANNING SUBMITTALS, 01	01/24/2017
2	PLANNING SUBMITTALS, 02	02/02/2017
3	PLANNING SUBMITTALS, 03	02/14/2017
4	PLANNING SUBMITTALS, 04	02/14/2017
5	PLANNING SUBMITTALS, 05	02/14/2017

Project No.: 20134345.00
Sheet Title:
SITE LIGHTING PLAN

1 SITE LIGHTING PLAN
1" = 40'-0"

2017-04-18 10:00 AM

Project
ISI HQ NORTH BUILDING
945 Kifer Road, Sunnyvale, CA 94086

MODIFICATIONS TO APPROVED
SPECIAL DEVELOPMENT PERMIT
Prepared For
INTUITIVE SURGICAL, INC.
1020 Kifer Road Sunnyvale, CA



Hillmuth, Obata & Kassabaum, Inc.
One Bush Street, Suite 200
San Francisco, CA 94104 USA
t +1 415 243 0555 f +1 415 882 7763

Approved by the City of Sunnyvale on 08/02/2017

Approved by:

BullGroup

Consultant
183 S. Van Ness Ave.
San Francisco, CA 94103

Kier + Wright

Civil Engineer
2950 Collier Canyon Road
Livermore, CA 94551

Taylor Engineering

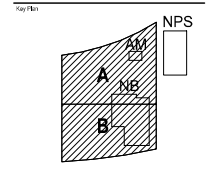
Mechanical, Electrical, Fire Protection
1880 Marina Village Parkway, Suite 501
Alameda, CA 94501-1162

The Engineering Enterprise

Electrical
1320 Marina Village Parkway
Alameda, CA 94501

Lerch Bates

Vertical Transportation, Exterior Sign Maintenance
4580 Redwood Hwy, Suite 1607
San Rafael, CA 94903



Professional Stamp

No.	Description	Date
1	PLANNING SUBMITTALS, 1A	02/04/17
2	PLANNING SUBMITTALS, 1B	02/04/17
3	PLANNING SUBMITTALS, 1C	02/04/17
4	PLANNING SUBMITTALS, 1D	02/04/17
5	PLANNING SUBMITTALS, 1E	02/04/17

Project No.: 20170405.00
Sheet Title:

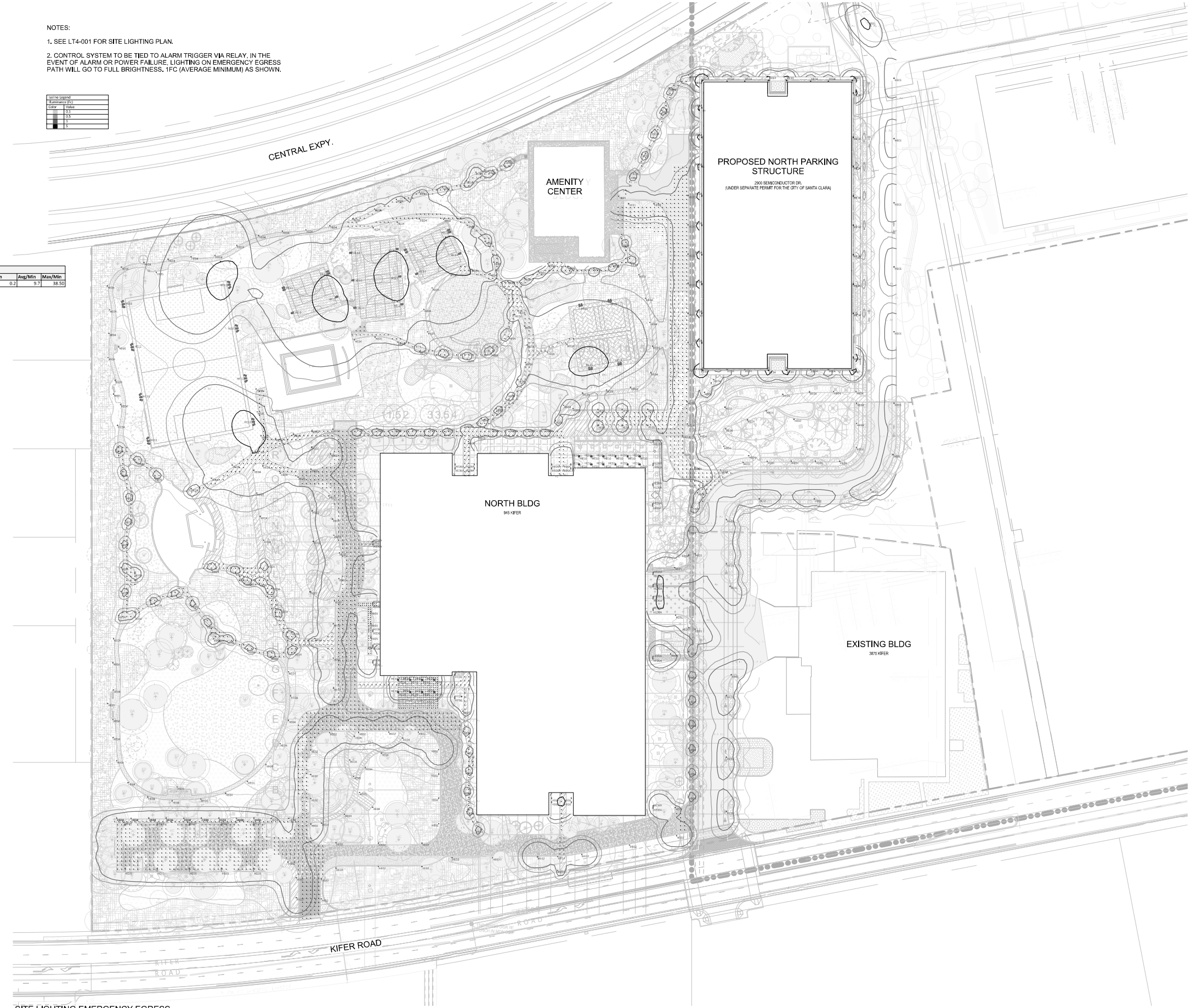
**SITE LIGHTING
EMERGENCY EGRESS
PHOTOMETRICS**

Sheet Number
LT4-002

- NOTES:
- SEE LT4-001 FOR SITE LIGHTING PLAN.
 - CONTROL SYSTEM TO BE TIED TO ALARM TRIGGER VIA RELAY. IN THE EVENT OF ALARM OR POWER FAILURE, LIGHTING ON EMERGENCY EGRESS PATH WILL GO TO FULL BRIGHTNESS. 1FC (AVERAGE MINIMUM) AS SHOWN.

Foot Candle Footcandle (fc)
0.1
0.2
0.5
1

#	Label	Avg	Max	Min	Avg/Min	Max/Min
1	Emergency Egress Path	1.94	7.7	0.2	9.7	38.50



1 SITE LIGHTING EMERGENCY EGRESS
PHOTOMETRICS
1" = 40'-0"

2017-04-05 10:53:17 AM

Project
ISI HQ NORTH BUILDING
945 Kifer Road, Sunnyvale, CA 94086

Prepared For
INTUITIVE SURGICAL, INC.
1020 Kifer Road Sunnyvale, CA



Hillmuth, Obata & Kassabaum, Inc.
One Bush Street, Suite 200
San Francisco, CA 94104 USA
t +1 415 243 0555 f +1 415 882 7763

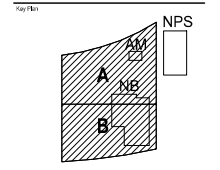
BullGroup
Consultant
1635 Van Ness Ave.
San Francisco, CA 94103

Kier + Wright
Civil Engineer
2850 Collier Canyon Road
Livermore, CA 94551

Taylor Engineering
Mechanical, Electrical, Fire Protection
1880 Marina Village Parkway, Suite 501
Alameda, CA 94501-1162

The Engineering Enterprise
Electrical
1200 Marina Village Parkway
Alameda, CA 94501

Lorch Bates
Vertical Transportation, Exterior Bldg Maintenance
4480 Piedmont Highway, Suite 16-07
San Rafael, CA 94903



Professional Stamp

No.	Description	Date
1	PLANNING SUBMITTALS, 10	02/24/20
2	PLANNING SUBMITTALS, 10	02/24/20
3	PLANNING SUBMITTALS, 10	02/24/20
4	PLANNING SUBMITTALS, 10	02/24/20
5	PLANNING SUBMITTALS, 10	02/24/20

Project No: 20-24345-00
Sheet Title:

**SITE LIGHTING
NORMAL
PHOTOMETRICS**

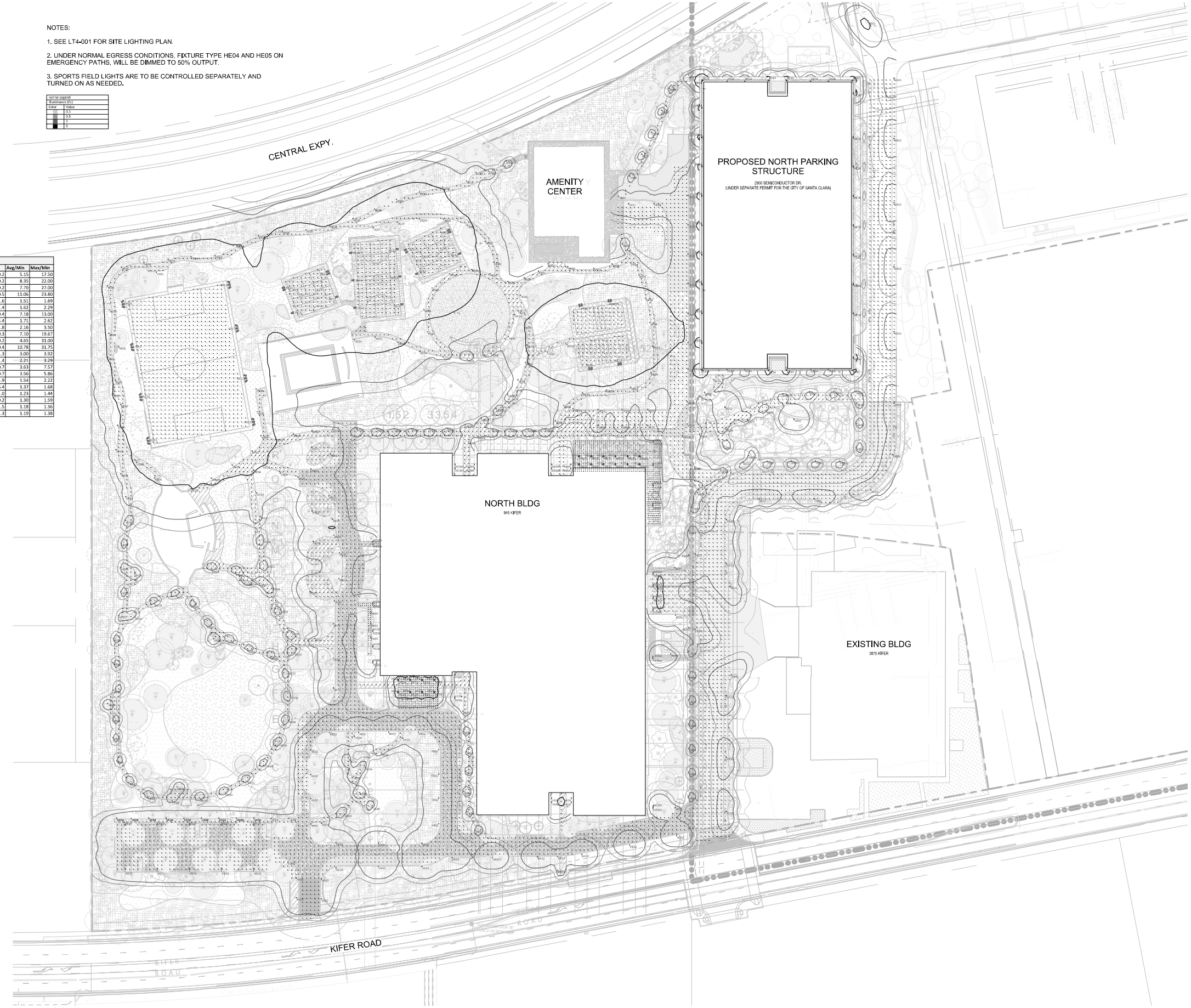
Sheet Number

LT4-003

- NOTES:
- SEE LT4-001 FOR SITE LIGHTING PLAN.
 - UNDER NORMAL EGRESS CONDITIONS, FIXTURE TYPE HE04 AND HE05 ON EMERGENCY PATHS, WILL BE DIMMED TO 50% OUTPUT.
 - SPORTS FIELD LIGHTS ARE TO BE CONTROLLED SEPARATELY AND TURNED ON AS NEEDED.

Symbol Legend	Symbol Description
[Symbol]	Light
[Symbol]	Path
[Symbol]	Area
[Symbol]	Obstacle
[Symbol]	Other

#	Label	Avg	Max	Min	Avg/Min	Max/Min
1	Typical Walking Path	1.03	3.5	0.7	5.15	17.50
2	Drop Off Area	1.67	4.4	0.7	8.36	22.00
3	Main Driveaway	1.54	5.4	0.7	7.70	27.00
4	Main Entry Path	5.53	11.9	0.5	11.06	23.80
5	W Entry Path	2.42	2.7	1.8	1.51	1.89
6	SW Entry Path	2.27	3.2	1.4	1.62	2.29
7	NE Entry Path	2.87	5.2	0.4	7.18	13.00
8	Bridge Stairs	5.80	8.9	3.4	1.71	2.62
9	South Parking Surface	3.99	6.3	1.8	2.18	3.50
10	Driveway - North	2.13	5.9	0.3	7.10	19.67
11	Driveway - East	0.93	6.2	0.2	4.65	31.00
12	Cafe Area Seating	4.31	12.7	0.4	10.78	31.75
13	Plaza Area 1	3.90	5.1	1.3	3.00	3.92
14	Plaza Area 2	3.10	4.6	1.4	2.21	3.29
15	Plaza Area 3	2.54	5.3	0.7	3.63	7.57
16	Plaza Area 4	2.49	4.1	0.7	3.56	5.86
17	Soccer Field	22.98	33.1	14.9	1.54	2.22
18	Basketball Court - Full	22.44	27.5	16.4	1.37	1.68
19	Basketball Court - Half	25.87	30.3	21.0	1.23	1.44
20	Basketball Court - Half	26.21	31.1	20.1	1.30	1.59
21	Volleyball Court 1	25.42	29.3	21.5	1.18	1.36
22	Volleyball Court 2	25.38	29.3	21.3	1.19	1.38





Project
ISI HQ NORTH BUILDING
945 Kifer Road, Sunnyvale, CA, 94086

Prepared For
INTUITIVE SURGICAL, INC.
1020 Kifer Road Sunnyvale, CA



Hellmuth, Obata & Kassabaum, Inc.
One Bush Street, Suite 200
San Francisco, CA 94104 USA
t +1 415 243 0555 f +1 415 882 7763

BuildGroup
1033 Van Ness Ave.
San Francisco, CA 94103

Kier + Wright
Civil Eng
2051 Collier Canyon Road
Livermore, CA 94551

Taylor Engineering
Mechanical, Electrical, Plumbing Provisions
1303 Marina Village Parkway, Suite 501
Alameda, CA 94501

The Engineering Enterprise
Electrical
1500 Marina Village Parkway
Alameda, CA 94501

Lorch Bates
Verity Transportation, Electrical Bldg Maintenance
4500 Redwood Hwy, Suite 15-27
San Rafael, CA 94903

SECTION 26 5100.16 - LIGHTING FIXTURE SCHEDULE

PART 1 - GENERAL

1.1 RELATED DOCUMENTS

Drawings and general provisions of Contract, including General and Supplementary Conditions and Division 01 Specification Section, apply to this Section.

1.2 SUMMARY

A. Scope: The extent of lighting fixtures required is indicated on the drawings and schedules and by the requirements of this Section and Division 26 - Electrical.

B. See the following pages for all lighting fixtures specified on the project by the HOK Lighting Group(HOKLG).

C. Lighting is designed/specified by HOK Lighting Group(HOKLG)
- Primary contact: Geoff Wright (geoff.wright@hok.com)
- Secondary contact: Matthew McCarthy (matthew.mccarthy@hok.com)

D. This Lighting Fixture Schedule includes only lighting fixtures specified by HOKLG.

E. LFS (Lighting Fixture Schedule) for:
Intuitive Surgical HQ North Building

F. Pricing + Procurement Directive:
1. Alternates - HOKLG will consider "Alternate" products by Lighting Reps only during bidding process. No Alternates should proceed without HOKLG approval in writing or Lighting Sales Representative proceeds at risk for HOKLG rejection during shop drawings.
2. One Name Specs - Some fixture types are one-name-specs based on design aesthetics, finishes or technical/performance metrics.
3. HOKLG - Contact for lighting systems specifications questions regarding this LFS. HOKLG is the Specifier and not quoting prices.

1.3 REFERENCES

- A. Sections of DIVISION 1, GENERAL REQUIREMENTS and requirements of Section DIVISION 26 - ELECTRICAL govern work under this specification section.
- B. Reference the following specification sections for additional electrical requirements.
 - 1. Division 26 - INTERIOR LIGHTING
 - 2. Division 26 - EXTERIOR LIGHTING
 - 3. Division 26 - LIGHTING CONTROLS
 - 4. Division 26 - DIMMING CONTROLS
 - 5. Division 26 - NETWORK LIGHTING CONTROLS

PART 2 - PRODUCT

- A. Refer to this entire specification section 260650.16 including
- B. Ceiling Coordination...
 - 1. Contractor to coordinate luminaire mounting options and ceiling compatibility
 - 2. Flange (ACT/Gyp/Metal/Wood): Overlap flange trim required
 - 3. Downlight and Wall Wash Reflector/Flange: Clear Matte alzak with matching overlapping flange
 - 4. Linear Lights Flange: White for white ceilings, silver/gray for wood ceilings
 - 5. Provide unistrut metal channel assembly as required to avoid any conflict with other ceiling element (duct, structure, pipe, etc) to install lighting fixture at the intended location as shown on RCP and lighting plan.

PART 3 - EXECUTION

- A. Refer to 265100 INTERIOR LIGHTING
- B. Refer to 265600 EXTERIOR LIGHTING

LIGHT FIXTURE TYPE TAGS

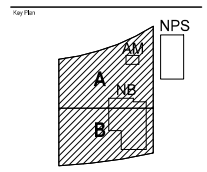
TYPE	DESCRIPTION/RESPONSIBLE PARTY
H##	Interior light fixtures (HOKLG)
HE##	Exterior light fixtures (HOKLG)
	See Drawings and Specifications for the following lighting fixture types by Others:

LIGHTING REQUIREMENTS - APPLY TO ALL LIGHTING FIXTURE TYPES

Table with columns A through Y listing detailed lighting requirements such as lamp types, color consistency, emergency lighting, and mounting details.

HE ## - EXTERIOR LIGHTING FIXTURE SCHEDULE

Table with columns: LUMINAIRE TYPE, DESCRIPTION, MOUNTING NOTES, MANUFACTURER/CATALOG NUMBER, WATTAGE, and SEE. Lists specific fixture types like HE01 through HE14.



Fixtures Map

Revision table with columns: No., Description, Date. Lists planning and revision dates.

Project No.: 20-34245-00
Sheet Title

LIGHTING FIXTURE SCHEDULE

Created: 11/15/2024 10:00 AM by: hok
Sheet Number

LT4-400

Project
ISI HQ NORTH BUILDING
945 Kifer Road, Sunnyvale, CA, 94086

Prepared For
INTUITIVE SURGICAL, INC.
1020 Kifer Road Sunnyvale, CA



Hellmuth, Obata & Kassabaum, Inc.
One Bush Street, Suite 200
San Francisco, CA 94104 USA
t +1 415 243 0555 f +1 415 882 7783

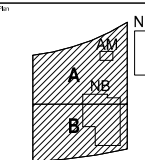
BuildGroup
Contractor
1825 Van Ness Ave.
San Francisco, CA 94103

Kier + Wright
Civil Engineer
2051 Collier Canyon Road
Livermore, CA 94551

Taylor Engineering
Mechanical, Electrical, Plumbing
1830 Marina Village Parkway, Suite 201
Alameda, CA 94601

The Engineering Enterprise
Electrical
1233 Marina Village Parkway
Alameda, CA 94601

Lorch Bates
Writing Transcription, Estimating, Bid Maintenance
4385 Redwood Hwy, Suite 16-07
San Rafael, CA 94903



Date: _____ Customer: **selux**

Project Type: **HE02** Qty: _____

ELO Column

Order Code: _____

Series	EL1C	EL1C	EL2C	EL3C	EL4C	EL5C	EL6C	EL7C	EL8C
Height	4	9	12	15	18	21	24	27	30
CC1	22	27	30	30	40				
Finish	WH	BL	BL	BZ	SV	LP			
Voltsage	120V	120	240	277	240	480			

Product Modifications: _____ Approvals: _____

BEBA 1000 BEBA Hwy Cupertino, CA 95013 (950)81-3030 www.beba.com

LED arm luminaire - Asymmetrical flat beam light distribution BEGA

Application: LED flat arm luminaire with asymmetrical flat beam light distribution. Ideal for the interior and exterior of parking garages. The luminaire is equipped with a high beam for long-term maintenance and low beam for low-angle lighting. It is available for use in parking garages and for use in parking garages.

Materials: Aluminum housing and frame. Polycarbonate lens. Powder coated steel. Clear polycarbonate lens. Clear polycarbonate lens with a clear polycarbonate lens. Clear polycarbonate lens with a clear polycarbonate lens. Clear polycarbonate lens with a clear polycarbonate lens.

Model	Height	Beam Angle	Beam Width	Beam Length
HE03	2.27	30°	1.2	1.2

BEBA 1000 BEBA Hwy Cupertino, CA 95013 (950)81-3030 www.beba.com

LED bollard - 180° distribution BEGA

Application: LED bollard luminaire with 180° light distribution. The luminaire is designed for use in parking garages and for use in parking garages. The luminaire is designed for use in parking garages and for use in parking garages.

Materials: Aluminum housing and frame. Polycarbonate lens. Powder coated steel. Clear polycarbonate lens. Clear polycarbonate lens with a clear polycarbonate lens. Clear polycarbonate lens with a clear polycarbonate lens.

Model	Height	Beam Angle	Beam Width	Beam Length
HE04	2.27	180°	1.2	1.2

BEBA 1000 BEBA Hwy Cupertino, CA 95013 (950)81-3030 www.beba.com

LED bollard - 360° distribution BEGA

Application: LED bollard luminaire with 360° light distribution. The luminaire is designed for use in parking garages and for use in parking garages. The luminaire is designed for use in parking garages and for use in parking garages.

Materials: Aluminum housing and frame. Polycarbonate lens. Powder coated steel. Clear polycarbonate lens. Clear polycarbonate lens with a clear polycarbonate lens. Clear polycarbonate lens with a clear polycarbonate lens.

Model	Height	Beam Angle	Beam Width	Beam Length
HE06	2.27	360°	1.2	1.2

BEBA 1000 BEBA Hwy Cupertino, CA 95013 (950)81-3030 www.beba.com

Specification Sheet lumenpulse

Project Name: _____ Qty: _____

Photometric summary

Beam Angle	Beam Width	Beam Length
15°	1.2	1.2

Performance

Metric	Value
Maximum Delivered Output	12000 lm @ 0°
Maximum Delivered Intensity	76,500 cd/m² @ 0°

BEBA 1000 BEBA Hwy Cupertino, CA 95013 (950)81-3030 www.beba.com

3" arcobal LED Adjustable Accent BEGA

Application: 3" arcobal LED adjustable accent luminaire. Ideal for the interior and exterior of parking garages. The luminaire is designed for use in parking garages and for use in parking garages.

Materials: Aluminum housing and frame. Polycarbonate lens. Powder coated steel. Clear polycarbonate lens. Clear polycarbonate lens with a clear polycarbonate lens. Clear polycarbonate lens with a clear polycarbonate lens.

Model	Height	Beam Angle	Beam Width	Beam Length
HE10	2.27	30°	1.2	1.2

BEBA 1000 BEBA Hwy Cupertino, CA 95013 (950)81-3030 www.beba.com

Site & Area GARDCO

Application: GARDCO luminaire with site and area lighting. Ideal for the interior and exterior of parking garages. The luminaire is designed for use in parking garages and for use in parking garages.

Materials: Aluminum housing and frame. Polycarbonate lens. Powder coated steel. Clear polycarbonate lens. Clear polycarbonate lens with a clear polycarbonate lens. Clear polycarbonate lens with a clear polycarbonate lens.

Model	Height	Beam Angle	Beam Width	Beam Length
HE11	2.27	30°	1.2	1.2

BEBA 1000 BEBA Hwy Cupertino, CA 95013 (950)81-3030 www.beba.com

LED wall luminaire - directed BEGA

Application: LED wall luminaire with directed light distribution. The luminaire is designed for use in parking garages and for use in parking garages. The luminaire is designed for use in parking garages and for use in parking garages.

Materials: Aluminum housing and frame. Polycarbonate lens. Powder coated steel. Clear polycarbonate lens. Clear polycarbonate lens with a clear polycarbonate lens. Clear polycarbonate lens with a clear polycarbonate lens.

Model	Height	Beam Angle	Beam Width	Beam Length
HE14	2.27	30°	1.2	1.2

BEBA 1000 BEBA Hwy Cupertino, CA 95013 (950)81-3030 www.beba.com

HE06/HE06A MOUNTING

BEBA 1000 BEBA Hwy Cupertino, CA 95013 (950)81-3030 www.beba.com

LED bollard - 180° distribution BEGA

Application: LED bollard luminaire with 180° light distribution. The luminaire is designed for use in parking garages and for use in parking garages. The luminaire is designed for use in parking garages and for use in parking garages.

Materials: Aluminum housing and frame. Polycarbonate lens. Powder coated steel. Clear polycarbonate lens. Clear polycarbonate lens with a clear polycarbonate lens. Clear polycarbonate lens with a clear polycarbonate lens.

Model	Height	Beam Angle	Beam Width	Beam Length
HE04	2.27	180°	1.2	1.2

BEBA 1000 BEBA Hwy Cupertino, CA 95013 (950)81-3030 www.beba.com

LED bollard - 360° distribution BEGA

Application: LED bollard luminaire with 360° light distribution. The luminaire is designed for use in parking garages and for use in parking garages. The luminaire is designed for use in parking garages and for use in parking garages.

Materials: Aluminum housing and frame. Polycarbonate lens. Powder coated steel. Clear polycarbonate lens. Clear polycarbonate lens with a clear polycarbonate lens. Clear polycarbonate lens with a clear polycarbonate lens.

Model	Height	Beam Angle	Beam Width	Beam Length
HE06	2.27	360°	1.2	1.2

BEBA 1000 BEBA Hwy Cupertino, CA 95013 (950)81-3030 www.beba.com

No.	Description	Date
1	PLANNING REVISION 11-18	2014-04-20
2	PLANNING REVISION 11-18	2014-04-20
3	PLANNING REVISION 11-18	2014-04-20
4	PLANNING REVISION 11-18	2014-04-20

Project No. 2014045.00
Sheet No.
LIGHTING FIXTURE CUTSHEETS

2014-04-20 10:00 AM