



CLIMATE ACTION PLAYBOOK

*City Council
August 13, 2019*



Overview

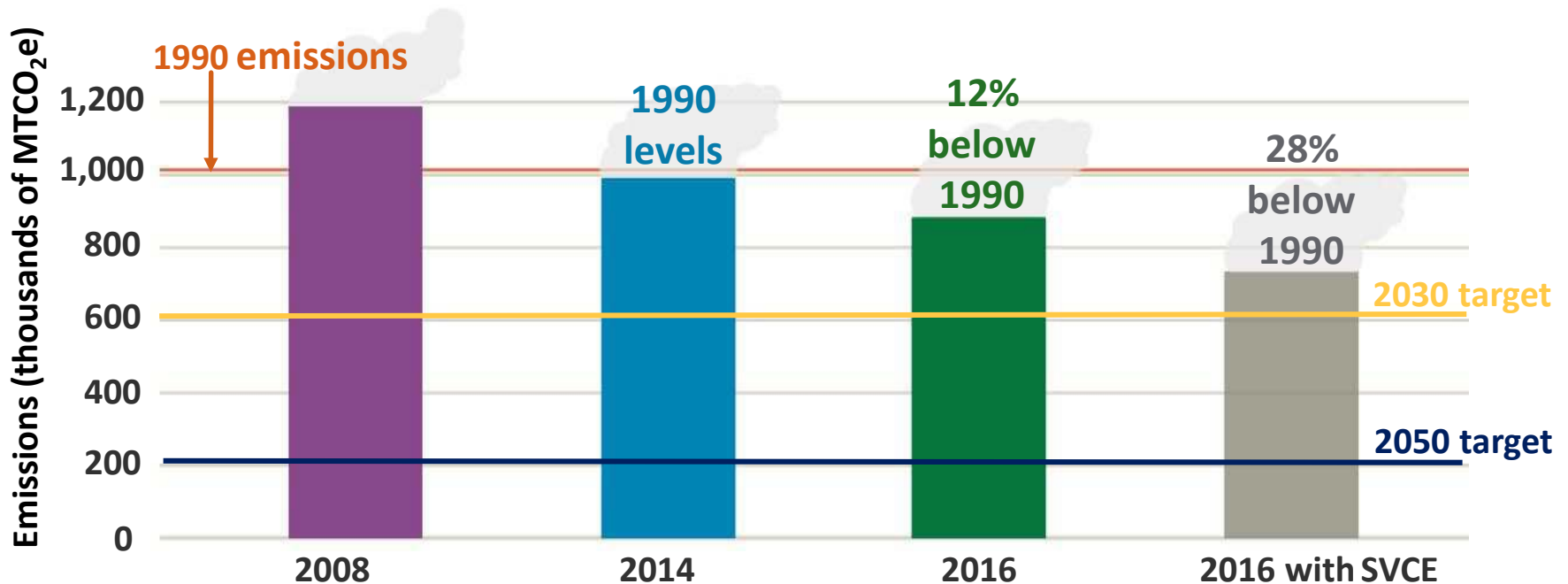
- 1 Climate Action: Building on Success
- 2 Public Review Feedback
- 3 Revised Proposed Final Playbook – August 2019
- 4 CEQA Findings
- 5 Recommendations

Climate Action: Building on Success



Climate Action in Sunnyvale

- Climate Action Plan 1.0 adopted 2014
- Goal: Reduce emissions to 1990 levels by 2020 (achieved by 2014)
- California State targets:
 - ◆ 40x30
 - ◆ 80x50



A New Era of Climate Action

- Climate Action Plan (2.0) Initiative:
 - Establish emission targets
 - Identify path to reach them
- Formed CAP 2.0 Advisory Committee
- Consultant support for:
 - Technical Analysis
 - Community Engagement
- Result:
 - **Climate Action Playbook**



What is a Climate Action Playbook?

A plan to reduce greenhouse gas emissions to address climate change.



Proposed
End Game

80% below
1990 by 2050
(carbon neutrality)

How Our Playbook is Organized



Six Climate Strategies for the Win...

Strategy 1

Promoting Clean Electricity



Strategy 2

Decarbonizing Buildings



Strategy 3

Decarbonizing Transportation & Sustainable Land Use



Strategy 4

Managing Resources Sustainably



Strategy 5

Empowering Our Community



Strategy 6

Adapting to a Changing Climate



Public Review Feedback

April-March 2019



Community Engagement for Draft Playbook

7 public meetings • 7 community events • 152 people surveyed

Public Meetings	Attendees±
CAP 2.0 Advisory Committee (CAC)	18
Community	17
Joint Info Study Session for 3 Commissions	24
Focus Group: Developer	3
Focus Group: Business	4
Informal Meeting: Unitarian Universalist Fellowship	27
Informal Meeting: Rotary Club	26
TOTAL	119

Surveys	Responses
Online	125
PDF	6
Hard Copy	21
TOTAL	152

Events	No. of People Reached
Google	205
Juniper	70
Farmer's Market	91
Mobile Farmer's Market	20
Home Buyers	12
Fit N Fun	211
Senior Center	1
TOTAL	610

± The attendee count does not distinguish community members who may have attended more than 1 meeting.

Outreach for Draft Playbook

Online:

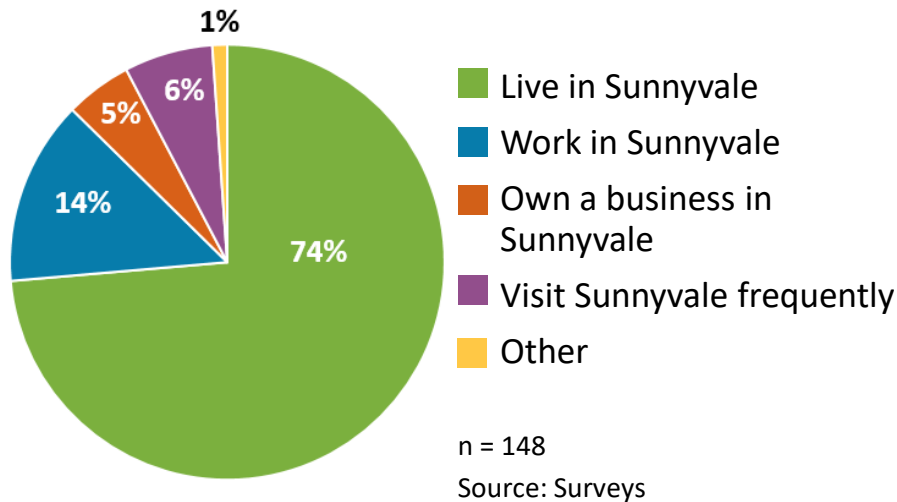
- Top 30 Projects webpage
- News Post on City's website
- Social Media (Facebook, Next Door)
- Mercury News Website Banner Ads
- Update Sunnyvale (3/21, 4/18)
- Sustainable Sunnyvale e-Newsletter (4/5)
- Library and Senior Center e-newsletters
- City Events Calendar
- Email Blasts to CAC, B/C, Playbook subscription list, Playbook workshop attendees, Mercury News list, City staff

Other channels:

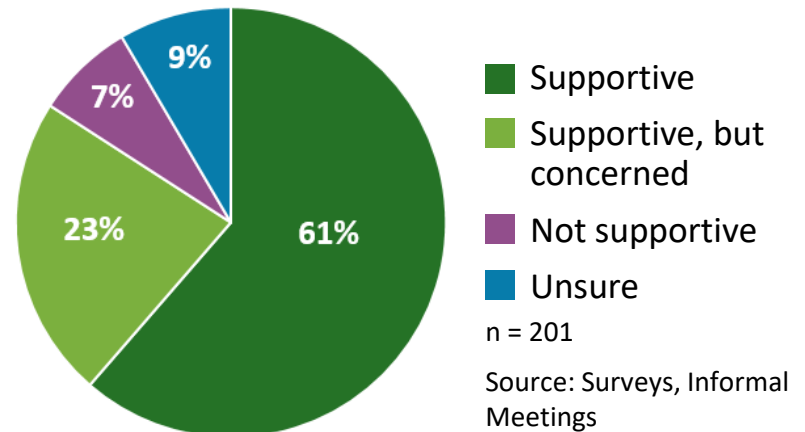
- Sunnyvale Sun
- Council Announcement
- Screen ads at City facilities

Online Survey Feedback

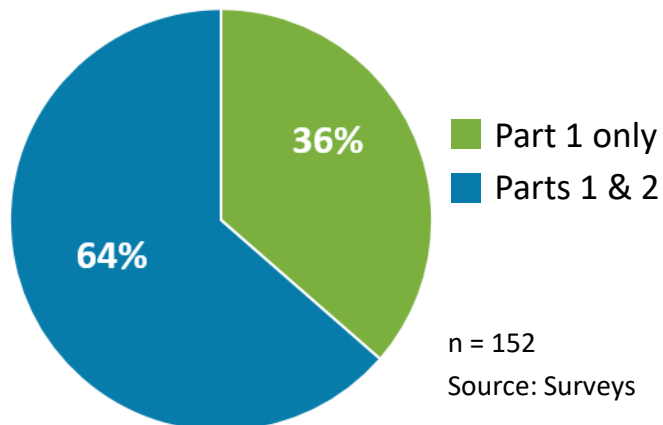
Survey Respondents



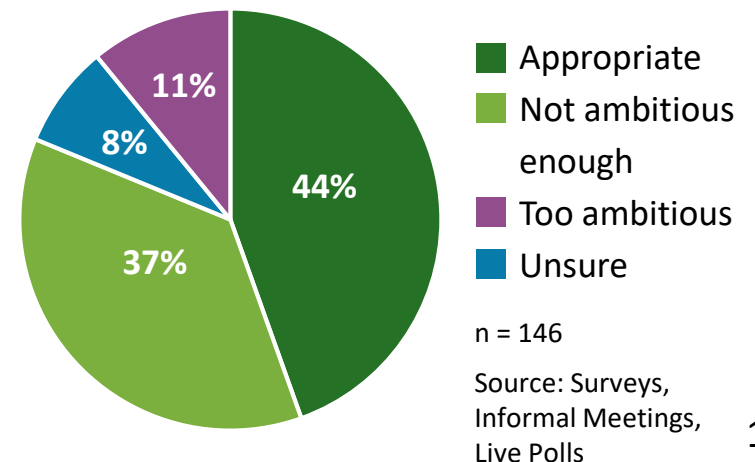
Opinion of Local Climate Action



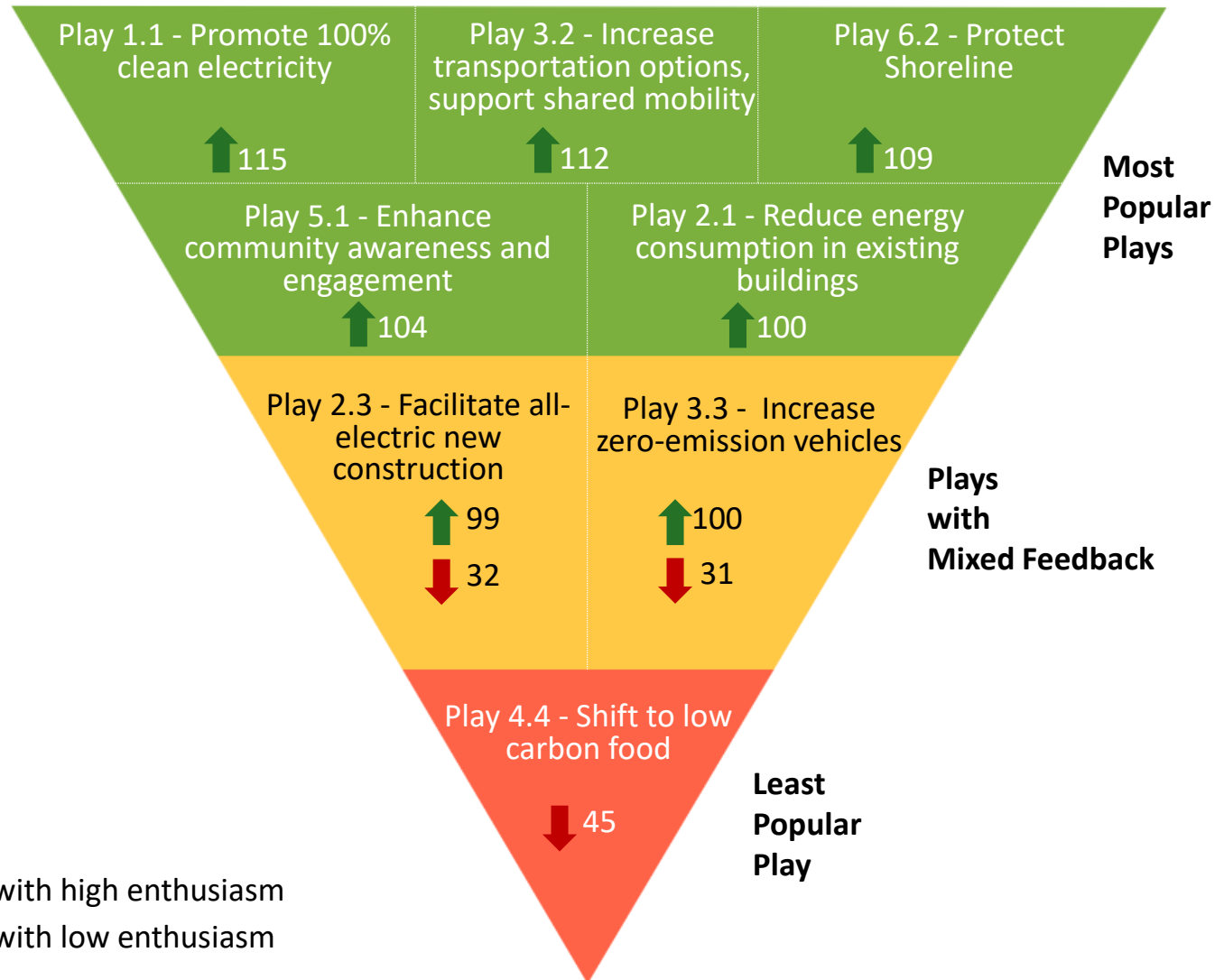
Survey Completion



Opinion of Sunnyvale's Proposed Target



Feedback on Plays



↑ Number of votes with high enthusiasm
↓ Number of votes with low enthusiasm

Revised Final
Playbook

August 2019



Proposed Final Playbook to Commissions/CAC

Presented to:

- CAC – July 15
- Sustainability Commission – July 15
- BPAC – July 18
- Planning Commission – July 22

General Comments:

- Playbook is a high-quality plan to achieve greenhouse gas reductions
- Targets should be more aspirational to motivate behavior change

Changes Reflected in Revised Final Playbook

Attachment 4



Accelerated target for Play 2.3 to **achieve 100% all-electric new construction starting in 2030**



Adjusted transportation vehicle miles traveled (VMT) targets downward for Plays 3.1 and 3.2 to reflect targets that are challenging and attainable. Revised targets:

- 2030: **20%** reduction in vehicle miles per person
- 2050: **25%** reduction in vehicle miles per person



Created a **new Play 1.3** to emphasize importance of expanding distributed electricity storage.



Simplified language for Zero Waste targets for Play 4.1 to be more meaningful to the community. Revised targets for 2030 and 2050 to **reduce landfilled garbage to <1 lb per person per day.**



Adjusted language for Play 4.4 to **emphasize consumer choice and expanded to all consumption.**

56 x 30

Based on changes to Play-level targets, 2030 target was adjusted downward from 60% to **56%**.

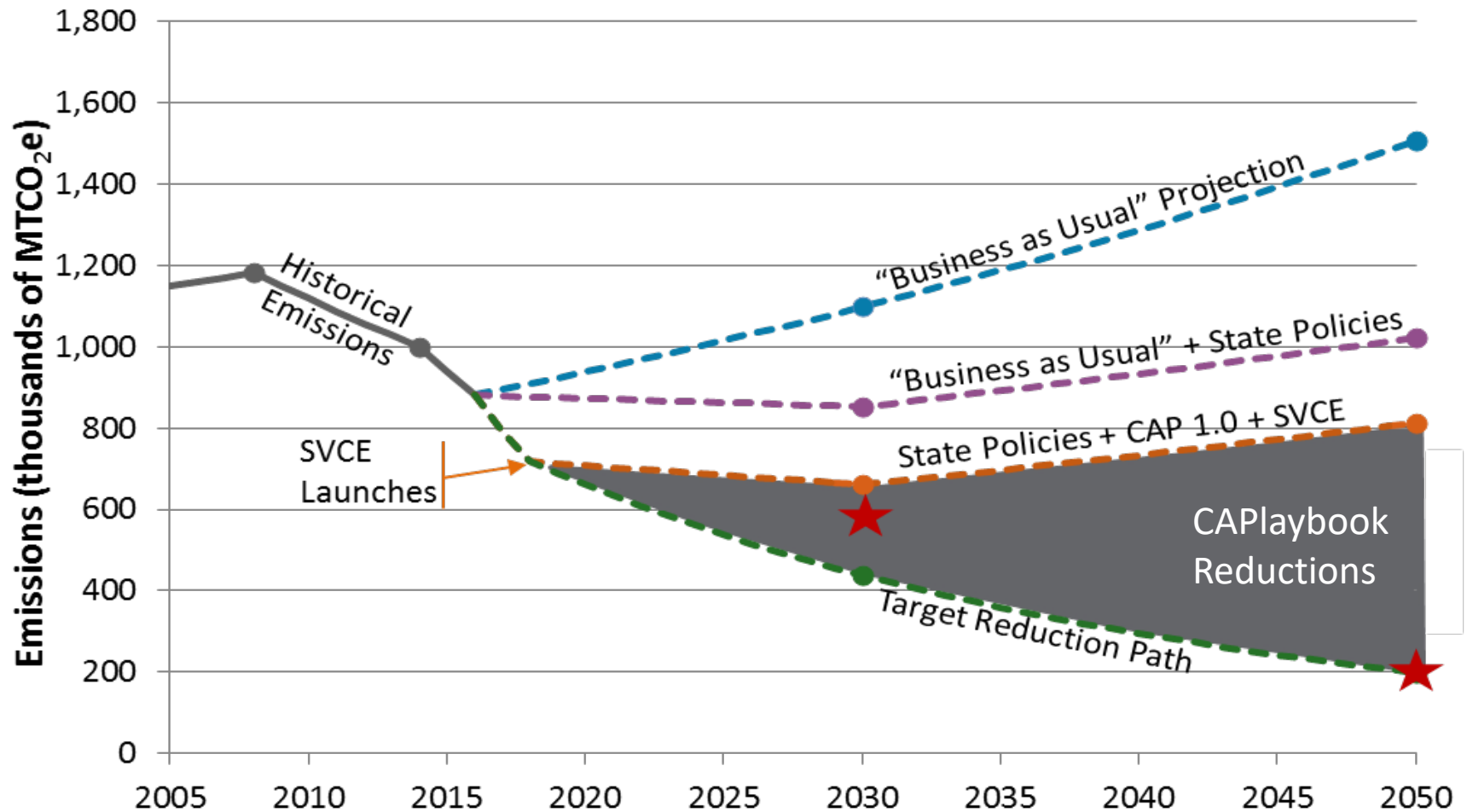
Legend:

Red = Proposed Final Playbook presented to Commissions/CAC (July 2019)

Blue = Revised Final Playbook (August 2019)

“End Game” 80x50

Overall Impact: 56% by 2030; 80% by 2050



★ = State Targets: 40% by 2030; 80% by 2050

CEQA Findings



CEQA Findings

- Adopting CAP is a “project” within the CEQA
- CAP update required by Mitigation Measure 3.13.3 of the LUTE EIR to account for new LUTE growth projections
- Used environmental checklist to determine:
 - ◆ **No significant environmental impacts from CAP that would require additional environmental review under CEQA**
- Prepared Addendum (Attachment 2) to LUTE EIR that incorporates Playbook as a part of the LUTE

Recommendations



Recommendations

Staff recommends that the City Council:

- **Alternative 1:** Adopt a Resolution (Attachment 8) to adopt the Climate Action Playbook (Attachment 3), including the greenhouse gas reduction targets of 56 percent by 2030 and 80 percent by 2050, and Find that the Addendum to the Environmental Impact Report (EIR) of the General Plan's Land Use and Transportation Element (LUTE) Prepared for the Playbook is Consistent with CEQA Pursuant to Guidelines Sections 15168 and 15183.
- **Alternative 2:** Same as Alternative 1, with modifications.
- **Alternative 3:** Take no action and provide staff direction on what modifications are to be included in the Climate Action Playbook.

Staff Recommendation: Alternative 1

Discussion

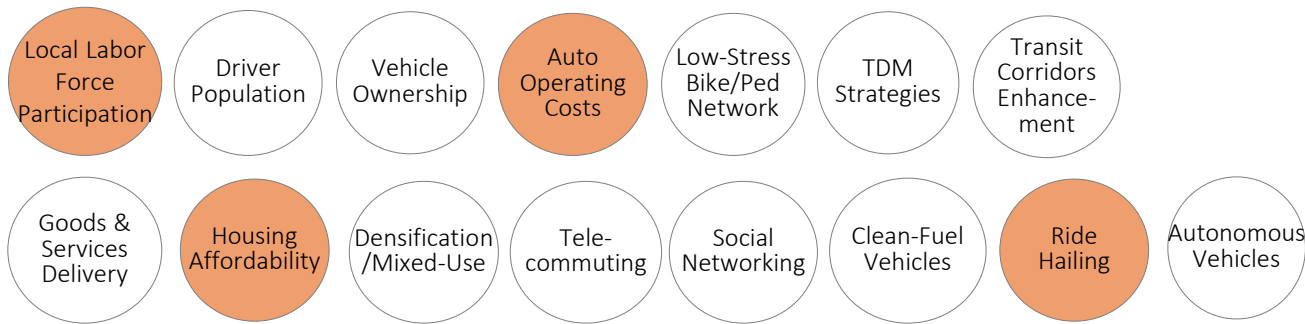


Additional Slides



Source of VMT targets

- VMT estimate produced by TrendLab+ tool
- Use-defined “desired” future trends for 15 variables:



- **Most impactful trends are ones City has limited influence over:**
 - ◆ Local Labor Force Participation
 - ◆ Auto Operating Costs
 - ◆ Housing Affordability
 - ◆ Ride Hailing

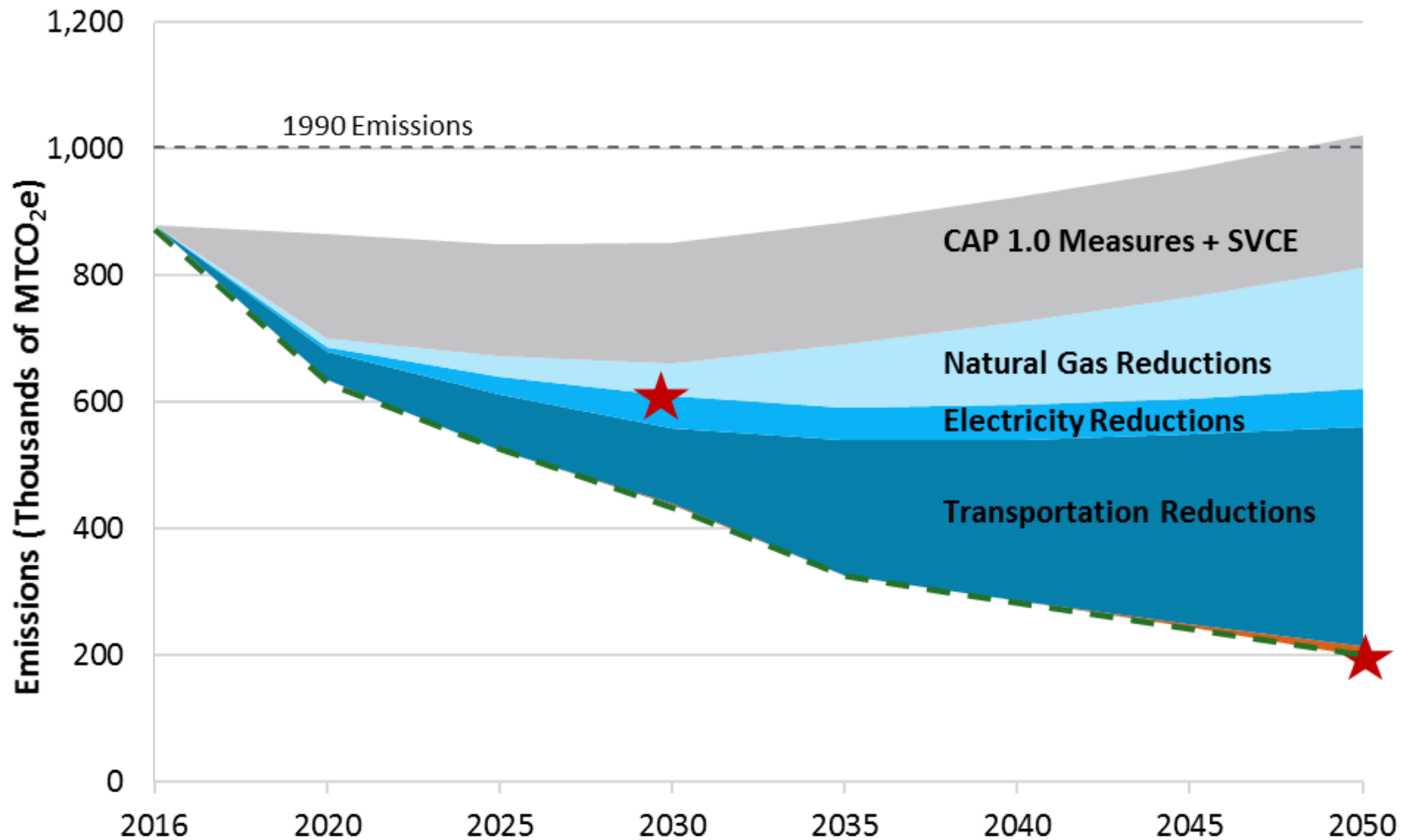
VMT and EV Targets

Plays 3.1 and 3.2	Scenario Description	2030 VMT/capita reduction	2030 Overall GHG Target	2050 VMT/capita reduction	2050* Overall GHG Target
	1 Draft CAP*	37%	61.0%	47%	82.2%
	2 Proposed Final Playbook	13%	55.0%	25%	80.1%
	3 Recommended by CAC & Commissions	20%	56.4%	40%	81.5%
	4 Revised Final Playbook	20%	56.4%	25%	80.1%

Play 3.3	2030 % of ZEVs	2050 % of ZEVs
	25%	75%

*Also reflects revision to Play 2.3 target to achieve 100% all-electric buildings by 2030.

Emissions Reductions



★ = State Targets: 40% by 2030; 80% by 2050

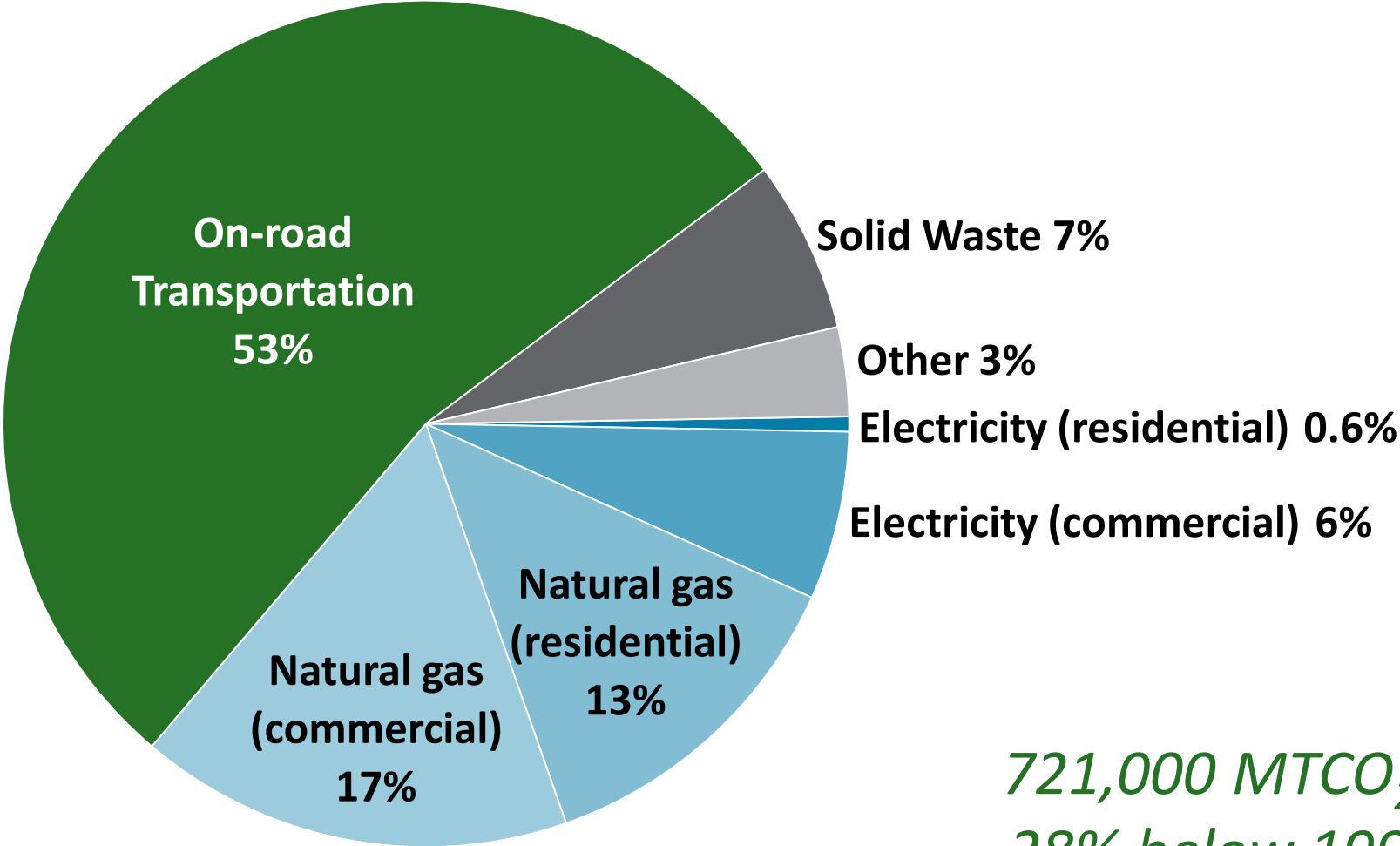
Modifications Reflected in Revised Playbook

Reference	Recommendation	Meeting Body
Play 1.3	Revise 2030 target to “ 2% of electricity demand stored...”	CAC, SC, PC
Play 3.1	Revise to “ Enhance colocation of different land uses to reduce vehicle miles per person ”	CAC, SC, PC
Play 4.1	Revise 2050 target to: “Reduce landfilled garbage to <1 lb per person per day”	CAC, SC, PC
Play 4.4	Revise to “Promote sustainable consumption ”	CAC, SC, PC
Move 4.F	Revise to “Implement the City’s UFMP and continue to protect and greatly expand the tree canopy”	
General	Add special emphasis to Moves 3.A (additional housing), 3.B (parking strategies), and 3.E (update Bike/Ped/SRTS Plan)	BPAC
General	Emphasize implementation work planning and reporting to Council by each department	CAC, SC

Modifications Not Reflected in Revised Playbook

Reference	Recommendation	Meeting Body
Move 2.E	Revise to: “Evaluate code and permitting processes to streamline building electrification to achieve 100% all-electric permits by 2023 ”	CAC, SC, PC
Move 3.A	Revise to include “ maximizing infill development ”	PC
Move 3.B	Revise to include “ reforming residential parking requirements ”	PC
Move 4.F	Revise to “ Fund and implement the City’s Urban Forest Management Plan and continue to protect...”	CAC, SC
Plays 3.1 and 3.2	Enhance targets for Plays 3.1 and 3.2 to: (a) 2030: 20% reduction in vehicle miles per person (b) 2050: 40% reduction in vehicle miles per person	CAC, SC, BPAC, PC
Overall targets	Modify based on changes to Plays 3.1 and 3.2: (a) 2030 target: 56.3% below 1990 (b) 2050 target: 81.5% below 1990	CAC, SC, BPAC, PC


Sunnyvale's 2016 Emissions (with SVCE)



*721,000 MTCO₂e
28% below 1990*

Funding Opportunities to Explore

- **Partnerships and collaborations (e.g., Silicon Valley Clean Energy)**
- **Differential utility use tax (UUT) to incentivize electrification**
- Carbon impact fees for development projects
- User fees for selected activities and services
- Paid parking in selected locations
- Transportation impact fees



Resource Needs

ONGOING	FY20	FY21	FY22	3-YR TOTAL
(a) Personnel	\$358,774	\$358,774	\$358,774	\$1,076,322
(b) Non-Personnel	\$130,000	\$120,000	\$145,000	\$395,000
TOTAL	\$488,774	\$478,774	\$503,774	\$1,471,322

- Additional Staff:
 - Environmental Programs Specialist in ESD
 - Transportation Planner in DPW
 - Sustainability Fellow in ESD
- Program Support

ONE-TIME	FY20	FY21	FY22	3-YR TOTAL
(a) Personnel	\$60,166	\$60,166	\$93,933	\$214,266
(b) Non-Personnel	\$400,000	\$475,000	\$300,000	\$1,175,000
TOTAL	\$460,166	\$535,166	\$393,933	\$1,389,266

- Consultant services
- Temporary staffing
- Infrastructure needs