








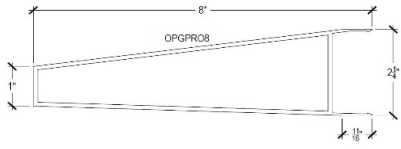






ITEM	PRODUCT BRAND AND ITEM NAME	COLORED PICTURE EXAMPLE	COMMENTS
ST-1, PAINTED STUCCO ASSEMBLY	DUNN EDWARDS: SILVER POLISH "DE6374"		PREMIUM
ST-2, PAINTED STUCCO ASSEMBLY	DUNN EDWARDS: WHITE, DEW380		PREMIUM
ST-3, PAINTED STUCCO ASSEMBLY	DUNN EDWARDS: FLOURESCENT LIME, DE5517		PREMIUM
ML-1, METAL LOUVER SYSTEM	CONSTRUCTION SPECIALTIES, VAC-301		PAINTED TO MATCH WHITE, DEW380
WP-1, WALL PANELING	NICHIIHA: VINTAGE WOOD SERIES, COLOR: ASH		HORIZONTAL INSTALLTION
WP-2, WALL PANELING	DRI-DESIGN ALUMINUM SHADOW SERIES (DEPTH 1.5-4")		PAINTED COLOR: KELLY MOORE KM5811 BIG DADDY BLUE
WP-3, WALL PANELING	DRI-DESIGN ALUMINUM SHADOW SERIES (DEPTH 1.5-4")		PAINTED COLOR: KELLY MOORE KM5810 LONDON SQUARE
WT-1, WALL TILE	ARIZONA TILE: TIVOLIO, COLOR: GRIGIO, SIZE 24X48		HORIZONTAL INSTALLTION

<p>SF-1, ALUMINUM STOREFRONT, CURTAINWALL</p>	<p>ARCADIA- CURTAIN WALL T500, STOREFRONT AF300 SERIES</p>		<p>FINISH: CLEAR ANODIZED</p>
<p>CURTAIN WALL EXTENSIONS</p>	<p>ARCADIA- T500 SYTEM COVER CAPS, OPGPRO8</p>		<p>FINISH: CLEAR ANODIZED</p>
<p>AW-1 AWNING</p>	<p>CENTRIA: CS SUNSHADES, SIZE VARIES</p>		<p>COLOR: SUNDANCE MICA 9989 PLATINUM</p>
<p>GLZ-1, GLAZING</p>	<p>VIRACON: VE2-M</p>		<p>ENERGY CONTROL GLAZING WITH BLUE TINT AND SLIGHT REFLECTIVE COATING</p>
<p>HANDRAILS</p>	<p>INTENSE LIGHTING- IVR15-RPS- WLC, V-RAIL</p>		
<p>RAISED METAL PLANTER</p>	<p>CUSTOM METAL PLANTER AT ENTRIES</p>		<p>CUSTOM OXIDIZED FINISH</p>
<p>PAVERS</p>	<p>UNILOCK- ARTLINE, COLOR: WINTER MARVEL, 17.75" X 4 7/8"</p>	