



Sunnyvale

Memorandum

Date: 1/25/2021
To: Honorable Mayor and Councilmembers
From: Timothy J. Kirby, Director of Finance
Subject: Investment Report Fourth Quarter 2020

Pursuant to the California Government Code Section 53646, attached is detailed information on all securities, investments, and moneys held by the City. I hereby certify that the City's portfolio complies with the City's adopted Investment Policy and the reporting requirements of State Law Section 53607, and that sufficient funds are available to meet expenditure requirements for the next 6 months, ending June 2021.



Timothy J. Kirby, Director of Finance

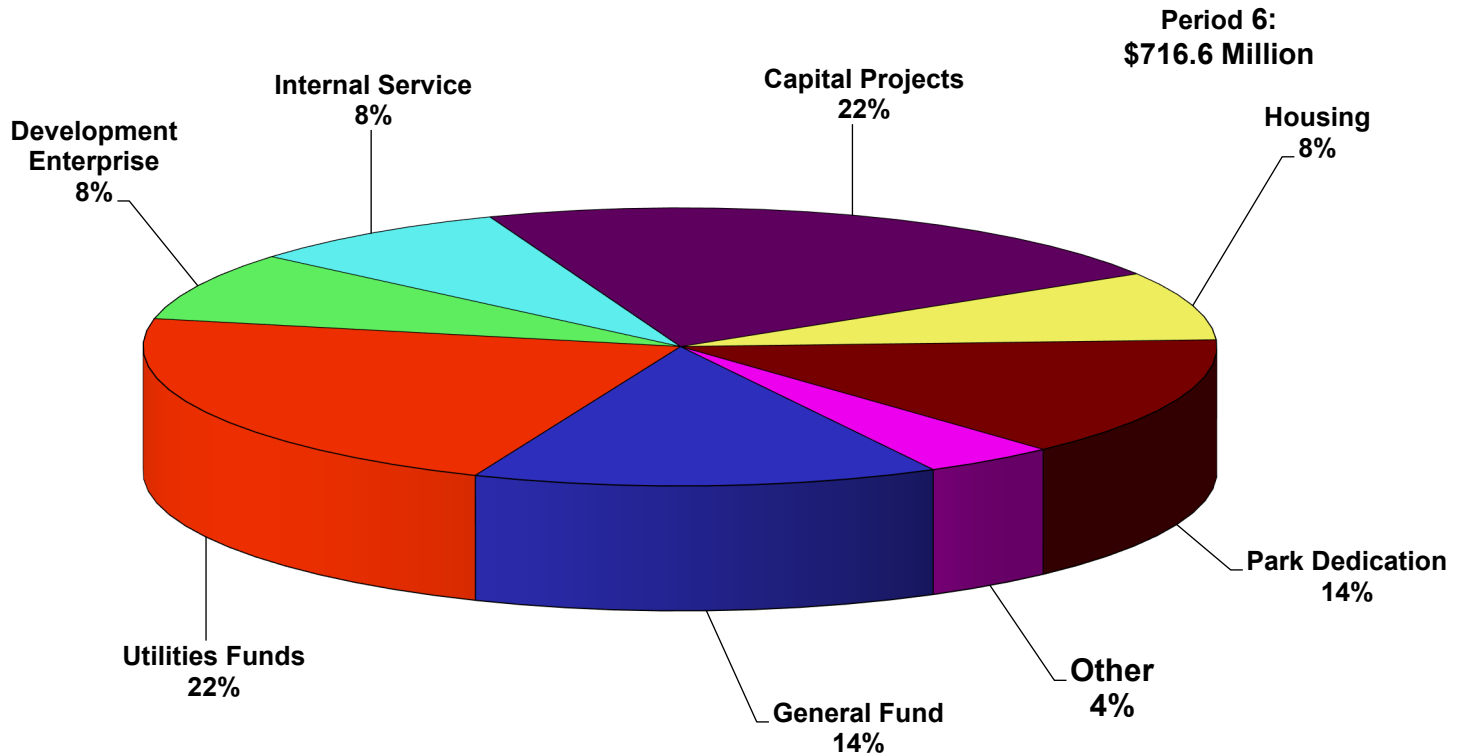
cc: Kent Steffens, City Manager
Teri Silva, Assistant City Manager

TOTAL PORTFOLIO EVALUATION - FOURTH QUARTER 2020

DESCRIPTION	FY 20/21 Quarter 4 12/31/2020	FY 20/21 Quarter 3 9/30/2020	FY 19/20 Quarter 4 12/31/2019
CORE PORTFOLIO MARKET VALUE	\$644,462,075	\$638,301,770	\$635,736,937
LAIF PORTFOLIO MARKET VALUE	\$72,158,835	\$64,518,086	\$48,588,506
TOTAL PORTFOLIO MARKET VALUE	\$716,620,910	\$702,819,856	\$684,325,443
AVERAGE LIFE OF PORTFOLIO (DAYS)	915	911	1,005
CITY - WEIGHTED YIELD (Current Period)	1.92%	2.07%	2.41%
STATE (LAIF) POOL YIELD	0.54%	0.69%	2.02%
90 DAY T-BILL RATE (Current Period)	0.07%	0.10%	1.55%
VARIANCE FROM CITY YIELD	1.85%	1.97%	0.86%
1 YEAR TREASURY RATE (Current Period)	0.11%	0.12%	1.58%
VARIANCE FROM CITY YIELD	1.81%	1.95%	0.83%
TREASURY YIELD WITH SAME AVG LIFE AS PORTFOLIO	0.13%	0.16%	1.61%
VARIANCE FROM CITY YIELD	1.79%	1.91%	0.80%
<hr/>			
TOTAL INVESTMENTS MATURING WITHIN 0 TO 1 YEAR	\$164,177,334	22.91%	24.93%
TOTAL INVESTMENTS MATURING WITHIN 1 TO 3 YEARS	\$242,035,523	33.77%	31.30%
TOTAL INVESTMENTS MATURING WITHIN 3 TO 5 YEARS	\$292,055,860	40.75%	42.12%
TOTAL INVESTMENTS MATURING OVER 5 YEARS **	\$18,352,193	2.56%	1.66%
TOTAL	\$716,620,910	100.0%	100.0%

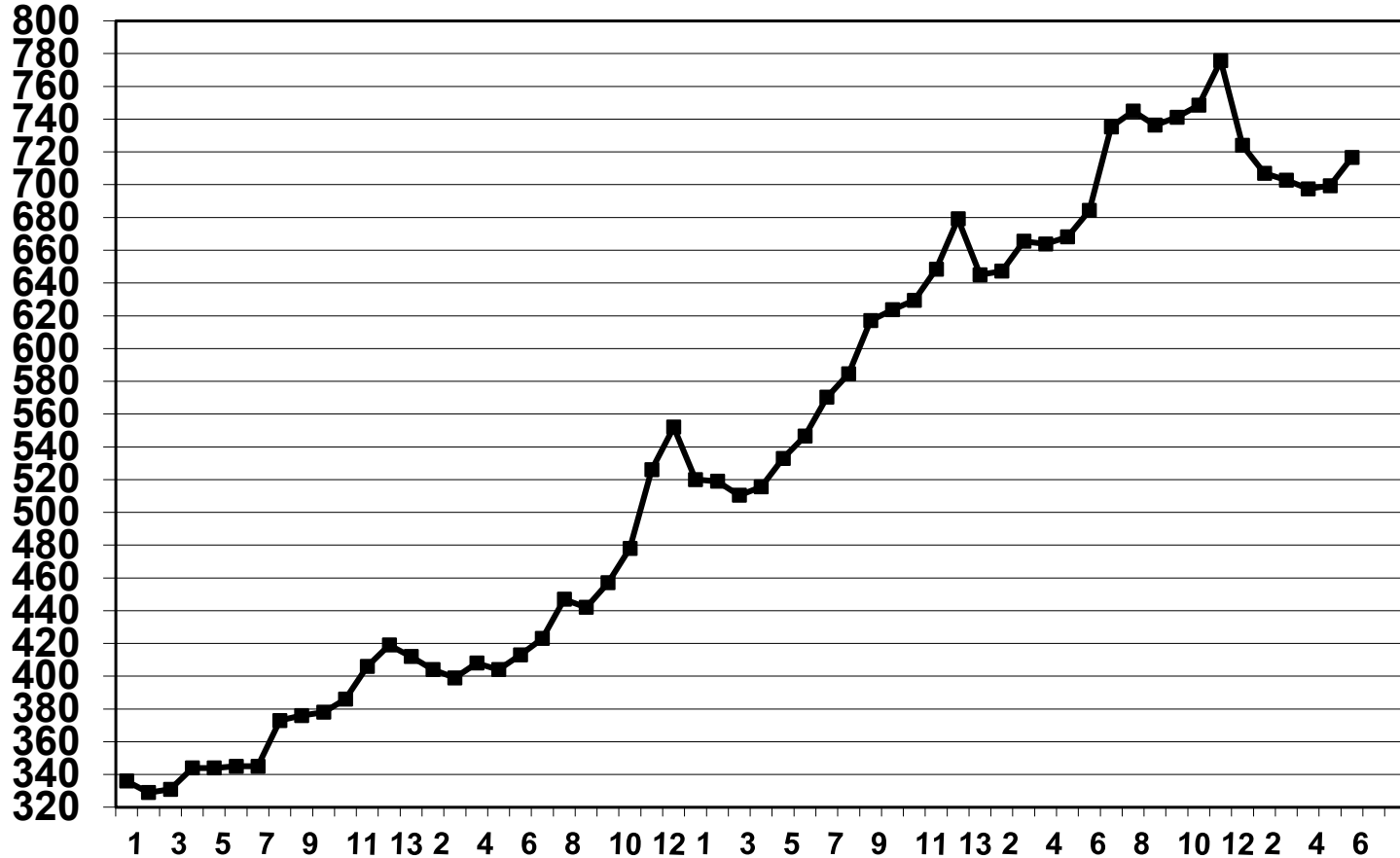
** In accordance with Government Code 53601, the City Council, as part of the City's investment program, granted express authority to invest in US Treasury and US Agency and Government Sponsored Enterprise securities with final stated maturities up to seven years. No investment shall be made in any other security type that at the time of investment has a term remaining to maturity in excess of five years unless granted express authority by the City Council to do so.

INVESTMENT PORTFOLIO BALANCE BY FUND/S FOURTH QUARTER ENDING DECEMBER 31, 2020



INVESTMENT PORTFOLIO PORTFOLIO BALANCE TREND

\$ Million



Period 6:
\$716.6
Million

Accounting Periods

FY2016/17

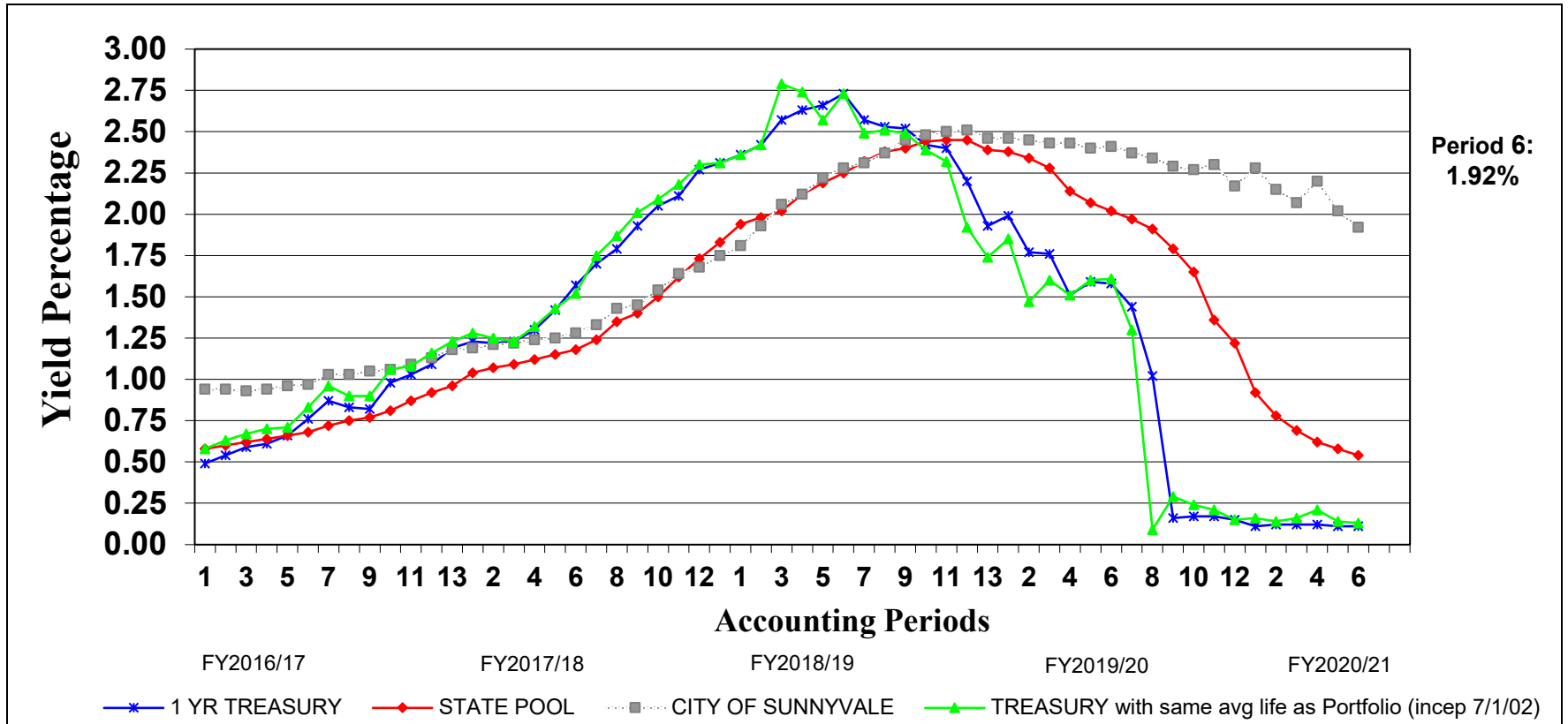
FY2017/18

FY2018/19

FY2019/20

FY2020/21

INVESTMENT PORTFOLIO COMPARISON OF ANNUAL YIELDS





City of Sunnyvale Consolidated - Account #10597

MONTHLY ACCOUNT STATEMENT

OCTOBER 1, 2020 THROUGH DECEMBER 31, 2020

Chandler Team:

For questions about your account, please call (800) 317-4747,
or contact operations@chandlerasset.com

CHANDLER ASSET MANAGEMENT
chandlerasset.com

Information contained herein is confidential. We urge you to compare this statement to the one you receive from your qualified custodian. Please see Important Disclosures.

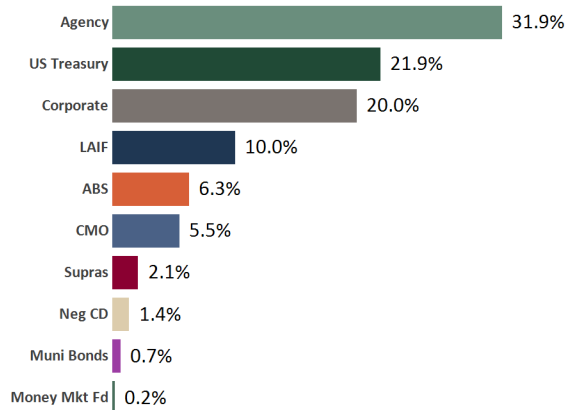
Portfolio Summary

City of Sunnyvale Consolidated

PORTFOLIO CHARACTERISTICS

Average Modified Duration	2.27
Average Coupon	1.98%
Average Purchase YTM	1.90%
Average Market YTM	0.32%
Average S&P/Moody Rating	AA/Aa1
Average Final Maturity	2.50 yrs
Average Life	2.35 yrs

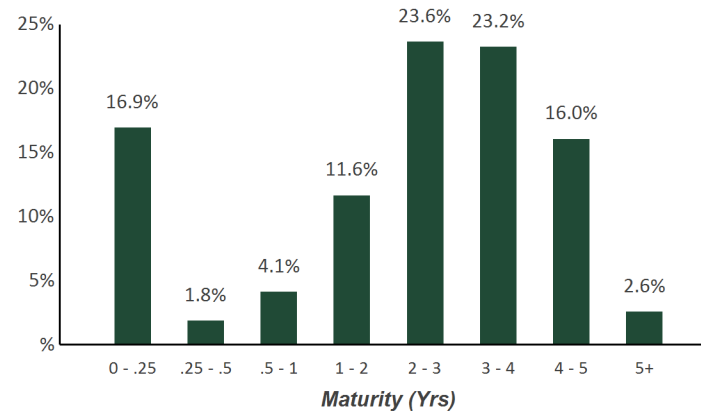
SECTOR ALLOCATION



ACCOUNT SUMMARY

	Beg. Values as of 9/30/20	End Values as of 12/31/20
Market Value	702,819,856	716,620,910
Accrued Interest	2,893,103	3,211,667
Total Market Value	705,712,959	719,832,577
Income Earned	1,172,256	3,388,933
Cont/WD		
Par	673,653,923	689,355,087
Book Value	676,331,419	691,834,904
Cost Value	676,509,318	691,979,695

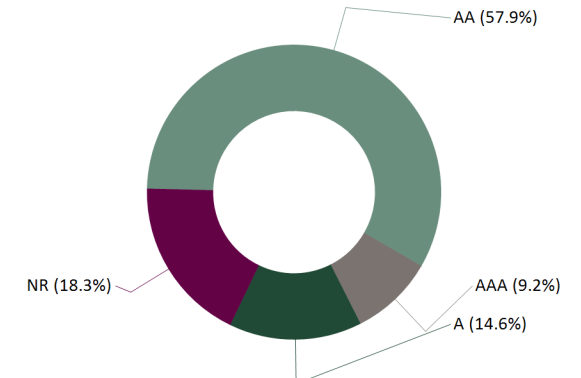
MATURITY DISTRIBUTION



TOP ISSUERS

Government of United States	21.9%
Federal Home Loan Bank	13.9%
Federal Home Loan Mortgage Corp	11.7%
Federal National Mortgage Assoc	11.3%
Local Agency Investment Fund	10.0%
Honda ABS	1.9%
Toronto Dominion Holdings	1.8%
US Bancorp	1.4%
Total	74.1%

CREDIT QUALITY (S&P)





BOOK VALUE RECONCILIATION		
BEGINNING BOOK VALUE		\$674,597,835.05
Acquisition		
+ Security Purchases	\$29,858,996.26	
+ Money Market Fund Purchases	\$17,725,510.82	
+ Money Market Contributions	\$10,000,000.00	
+ Security Contributions	\$6,000,000.00	
+ Security Transfers	\$0.00	
Total Acquisitions		\$63,584,507.08
Dispositions		
- Security Sales	\$0.00	
- Money Market Fund Sales	\$29,872,233.84	
- MMF Withdrawals	\$26,204.40	
- Security Withdrawals	\$0.00	
- Security Transfers	\$0.00	
- Other Dispositions	\$0.00	
- Maturities	\$15,000,000.00	
- Calls	\$0.00	
- Principal Paydowns	\$1,408,915.19	
Total Dispositions		\$46,307,353.43
Amortization/Accretion		
+/- Net Accretion	(\$40,084.60)	
		(\$40,084.60)
Gain/Loss on Dispositions		
+/- Realized Gain/Loss	\$0.00	
		\$0.00
ENDING BOOK VALUE		\$691,834,904.10

Statement of Compliance

As of December 31, 2020



City of Sunnyvale Consolidated

This portfolio is a consolidation of assets managed by Chandler Asset Management and assets managed internally by City of Sunnyvale. Chandler relies on City of Sunnyvale to provide accurate information for reporting assets and producing this compliance statement.

Category	Standard	Comment
U.S. Treasuries	7 years max maturity	Complies
Federal Agencies	30% max per Agency/GSE issuer; 20% max agency callable securities; 7 years max maturity	Complies
Supranational Obligations	"AA" rating category or better by a Nationally Recognized Statistical Rating Organization ("NRSRO"); 30% max; 10% max per issuer; 5 years max maturity; U.S. dollar denominated senior unsecured unsubordinated obligations issued or unconditionally guaranteed by the International Bank for Reconstruction and Development ("IBRD"), the International Finance Corporation ("IFC") or the Inter-American Development Bank ("IADB")	Complies
Municipal Securities	"A" rating category or better by a NRSRO; 30% max; 5% max per issuer; 5 years max maturity; For Municipal Obligations in the form of variable rate demand obligations, the obligations shall be supported by a third-party liquidity facility from a financial institution with short-term ratings of at least A-1 by S&P or P-1 by Moody's; The right of the bondholder to tender the obligation converts these obligations to a short term investment;	Complies
Corporate Medium Term Notes	"A" rating category or higher by a NRSRO; 30% max; 5% max per issuer; 5 years max maturity; Issued by corporations organized and operating within the U.S. or by depository institutions licensed by the U.S. or any state and operating within the U.S.	Complies
Asset-backed Securities, Mortgage-backed, Mortgage pass-through securities, Collateralized mortgage obligations (CMO)	"AA" rating category or higher by a NRSRO; 20% max (combined ABS/MBS/CMO); 5% max per issuer in any Asset Backed or Commercial Mortgage security issuer; 5 years max maturity; Asset-backed securities, Mortgage-backed, Mortgage pass-through securities, and collateralized mortgage obligations not defined in 1 (US Treasury) and 2 (Federal Agencies/GSE) of the Authorized Investments section of the policy	Complies
Negotiable Certificates of Deposit (NCD)	"A" long-term rated issuer or higher by a NRSRO or "A" short-term rated or higher by a NRSRO, if any amount above FDIC insured limit; The amount of NCD insured up to the FDIC limit does not require any credit ratings; 30% max (including CDARS); 5% max per issuer; 5 years max maturity; Issued by nationally or state-chartered bank, a savings association or a federal association, or by a federally or state-licensed branch of a foreign bank.	Complies
Certificate of Deposit Placement Service (CDARS)	30% max (including Negotiable Certificates of Deposit); The full amount of principal and interest that may be accrued during the maximum term of each certificate shall at all times be insured by the FDIC or NCUA	Complies
FDIC Insured Time Deposits (Non-negotiable CD/TD)/Bank Deposits	20% max (combined FDIC insured and collateralized time deposits); For FDIC insured CDs, the amount per institution is limited to maximum covered under FDIC; 5 years max maturity; Non-Negotiable Certificates of Deposit in state or federally chartered banks, savings and loans, or credit unions in the state of California	Complies
Collateralized Time Deposits (Non-negotiable CD/TD)/Bank Deposits	20% max (combined FDIC insured and collateralized time deposits); For collateralized CDs, 5% max per issuer; 365 days max maturity; Non-Negotiable Certificates of Deposit in California banks in excess of insured amounts which are fully collateralized with securities in accordance with California law	Complies
Banker's Acceptances	A-1 rated or better by a NRSRO; 40% max; 5% max per issuer; 180 days max maturity	Complies
Commercial Paper	"A-1" rated or higher by a NRSRO; or "A" rated issuer or higher by a NRSRO, if any long-term debt; 25% max; 5% max per issuer; 270 days max maturity; 10% max outstanding commercial paper of any single issuer; The entity that issues the commercial paper shall meet all conditions in either (1) or (2): (1) a. Organized and operating in the U.S. as a general corporation; b. Has total assets >\$500 million; c. Has debt other than commercial paper, if any, that is "A" rating category or higher by a NRSRO; (2) a. Organized within the U.S. as a special purpose corporation, trust, or LLC; b. Has program wide credit enhancements including, but not limited to, overcollateralization, letters of credit or surety bond; or c. "A-1" rated or higher by a NRSRO	Complies
Money Market Mutual Funds	20% max; Highest rating by two NRSROs; or SEC registered investment adviser with assets under management in excess of \$500 million and experience greater than 5 years; Maintain NAV of \$1; Invest only in US Treasury and federal agency securities, and in repurchase agreements backed by US Treasury and federal agency securities	Complies
Local Agency Investment Fund (LAIF)	Maximum permitted by LAIF; Thorough investigation of the pool/fund is required prior to investing and on a continual basis; City staff will annually perform the due diligence analysis of LAIF based on a standardized questionnaire developed to address investment policy and practices.	Complies
Local Government Investment Pools (LGIP)	Pursuant to CGC ; The Pool is managed by SEC registered investment adviser with assets under management or exempt from registration; Adviser has AUM in excess of \$500 million and experience greater than 5 years	Complies
Repurchase Agreements	10% max; 15 days max maturity; 102% Collateralized; Not used by Investment Adviser	Complies
Prohibited	Mutual funds (other than government money market funds as described in the policy), unregulated and/ or unrated investment pools or trusts, and futures and options; Securities subject to rule 144A restrictions that are not required to be registered with the SEC; Inverse floaters, Range notes, Mortgage derived interest-only strips; Zero interest accrual securities if held to maturity; Trading securities for the sole purpose of speculating on the future direction of interest rates; Purchasing or selling securities on margin	Complies
Social and Environmental Responsibility	Investments are discouraged in entities that manufacture tobacco products, firearms, or nuclear weapons not used in the national defense of the U.S., and are direct or indirect investments to support the production or drilling of fossil fuels; Investments in entities that support community well-being through safe and environmentally sound practices and fair labor practices and equality of rights regardless of sex, race, age, disability, or sexual orientation is encouraged.	Complies
Mitigating Credit Risk; Security Downgrade	If a security owned by the City is downgraded to a level below the minimum quality required by the investment policy, it will be the City's policy to review the credit situation and make determination as to whether to sell or retain such securities in the portfolio. If the City employs the services of an investment adviser, it is the duty of the adviser to communicate any actions related to the downgrade to the Treasurer in a timely manner. If a security is downgraded, the Treasurer will use discretion in determining whether to sell or hold the security based on its current maturity, the economic outlook for the issuer, and other relevant factors. If a decision is made to retain the downgraded security in the portfolio, its presence in the portfolio will be monitored and reported quarterly to the City Council.	Complies
Max Per Issuer	5% max per single issuer, unless otherwise stated	Complies
Maximum maturity	5 years, except as otherwise stated in the policy (i.e. Treasury & Agency issues have 7 years max maturity)	Complies



City of Sunnyvale Consolidated

Holdings Report

Account #10597

As of December 31, 2020

CUSIP	Security Description	Par Value/Units	Purchase Date Book Yield	Cost Value Book Value	Mkt Price Mkt YTM	Market Value Accrued Int.	% of Port. Gain/Loss	Moody/S&P Fitch	Maturity Duration
ABS									
43815HAC1	Honda Auto Receivables Trust 2018-3 A3 2.95% Due 8/22/2022	3,714,179.05	Various 2.12%	3,735,969.81 3,726,401.95	101.18 0.17%	3,758,173.57 3,043.57	0.52% 31,771.62	Aaa / NR AAA	1.64 0.43
89238TAD5	Toyota Auto Receivables Trust 2018-B A3 2.96% Due 9/15/2022	3,182,247.57	Various 2.29%	3,216,355.39 3,200,892.23	101.07 0.03%	3,216,151.27 4,186.42	0.45% 15,259.04	Aaa / AAA NR	1.71 0.36
47788EAC2	John Deere Owner Trust 2018-B A3 3.08% Due 11/15/2022	2,512,011.71	Various 2.97%	2,519,016.16 2,515,851.31	101.01 0.20%	2,537,486.00 3,438.66	0.35% 21,634.69	Aaa / NR AAA	1.87 0.35
65479GAD1	Nissan Auto Receivables Trust 2018-B A3 3.06% Due 3/15/2023	3,552,696.94	Various 2.55%	3,571,076.85 3,561,261.53	101.37 0.42%	3,601,493.23 4,831.67	0.50% 40,231.70	Aaa / AAA NR	2.20 0.52
43815NAC8	Honda Auto Receivables Trust 2019-3 A3 1.78% Due 8/15/2023	6,455,000.00	Various 1.87%	6,448,322.40 6,451,067.94	101.63 0.30%	6,560,364.97 5,106.62	0.91% 109,297.03	Aaa / AAA NR	2.62 1.09
58769EAC2	Mercedes-Benz Auto Lease Trust 2020- B A3 0.4% Due 11/15/2023	2,005,000.00	09/15/2020 0.40%	2,004,898.35 2,004,910.39	100.21 0.27%	2,009,224.54 356.44	0.28% 4,314.15	NR / AAA AAA	2.87 1.65
477870AC3	John Deere Owner Trust 2019-B A3 2.21% Due 12/15/2023	2,305,000.00	07/16/2019 2.23%	2,304,510.65 2,304,671.33	101.93 0.17%	2,349,486.50 2,264.02	0.33% 44,815.17	Aaa / NR AAA	2.96 0.94
92348AAA3	Verizon Owner Trust 2019-C A1A 1.94% Due 4/22/2024	3,055,000.00	10/01/2019 1.95%	3,054,764.46 3,054,828.53	102.15 0.26%	3,120,545.03 1,810.94	0.43% 65,716.50	NR / AAA AAA	3.31 1.26
65479JAD5	Nissan Auto Receivables Owner 2019-C A3 1.93% Due 7/15/2024	4,780,000.00	10/16/2019 1.94%	4,779,747.62 4,779,811.34	102.04 0.43%	4,877,488.10 4,100.18	0.68% 97,676.76	Aaa / AAA NR	3.54 1.35
47789KAC7	John Deere Owner Trust 2020-A A3 1.1% Due 8/15/2024	3,650,000.00	03/04/2020 1.11%	3,649,776.99 3,649,817.79	101.25 0.30%	3,695,792.90 1,784.44	0.51% 45,975.11	Aaa / NR AAA	3.62 1.56
43813KAC6	Honda Auto Receivables Trust 2020-3 A3 0.37% Due 10/18/2024	3,350,000.00	09/22/2020 0.38%	3,349,507.89 3,349,548.29	100.17 0.29%	3,355,664.85 447.60	0.47% 6,116.56	NR / AAA AAA	3.80 2.01
89236XAC0	Toyota Auto Receivables 2020-D A3 0.35% Due 1/15/2025	2,635,000.00	10/06/2020 0.36%	2,634,509.10 2,634,534.36	99.98 0.36%	2,634,534.36 409.89	0.37% 0.00	NR / AAA AAA	4.04 1.94

Holdings Report

As of December 31, 2020



CUSIP	Security Description	Par Value/Units	Purchase Date Book Yield	Cost Value Book Value	Mkt Price Mkt YTM	Market Value Accrued Int.	% of Port. Gain/Loss	Moody/S&P Fitch	Maturity Duration
ABS									
44891RAC4	Hyundai Auto Receivables Trust 2020-C A3 0.38% Due 5/15/2025	3,350,000.00	10/20/2020 0.39%	3,349,228.49 3,349,270.11	100.17 0.31%	3,355,825.65 565.78	0.47% 6,555.54	NR / AAA AAA	4.37 2.51
Total ABS		44,546,135.27	1.63%	44,617,684.16 44,582,867.10	0.28%	45,072,230.97 32,346.23	6.27% 489,363.87	Aaa / AAA AAA	2.96 1.22

AGENCY									
3130A0XD7	FHLB Note 2.375% Due 3/12/2021	7,450,000.00	02/22/2019 2.54%	7,425,266.00 7,447,679.12	100.43 0.19%	7,482,131.85 53,572.74	1.05% 34,452.73	Aaa / AA+ AAA	0.19 0.20
313383ZU8	FHLB Note 3% Due 9/10/2021	5,000,000.00	09/07/2018 2.82%	5,025,700.00 5,005,909.12	101.99 0.12%	5,099,645.00 46,250.00	0.71% 93,735.88	Aaa / AA+ NR	0.69 0.68
3130AF5B9	FHLB Note 3% Due 10/12/2021	8,000,000.00	10/18/2018 3.06%	7,986,160.00 7,996,390.67	102.22 0.16%	8,177,440.00 52,666.67	1.14% 181,049.33	Aaa / AA+ NR	0.78 0.77
3135G0S38	FNMA Note 2% Due 1/5/2022	2,150,000.00	07/30/2018 2.87%	2,089,198.00 2,132,108.50	101.90 0.12%	2,190,914.50 21,022.22	0.31% 58,806.00	Aaa / AA+ AAA	1.01 1.00
3135G0T45	FNMA Note 1.875% Due 4/5/2022	6,000,000.00	07/30/2018 2.88%	5,791,200.00 5,928,691.07	102.21 0.12%	6,132,600.00 26,875.00	0.86% 203,908.93	Aaa / AA+ AAA	1.26 1.25
313380GJ0	FHLB Note 2% Due 9/9/2022	10,000,000.00	10/10/2019 1.55%	10,127,000.00 10,073,526.32	103.13 0.14%	10,312,860.00 62,222.22	1.44% 239,333.68	Aaa / AA+ NR	1.69 1.66
3133EH7F4	FFCB Note 2.35% Due 1/17/2023	3,000,000.00	01/17/2018 2.35%	3,000,000.00 3,000,000.00	104.44 0.17%	3,133,173.00 32,116.67	0.44% 133,173.00	Aaa / AA+ AAA	2.05 1.99
3130ADRG9	FHLB Note 2.75% Due 3/10/2023	7,000,000.00	01/16/2019 2.71%	7,011,060.00 7,005,833.36	105.70 0.15%	7,398,650.00 59,354.17	1.04% 392,816.64	Aaa / AA+ NR	2.19 2.13
3137EAEN5	FHLMC Note 2.75% Due 6/19/2023	6,000,000.00	07/20/2018 2.86%	5,969,880.00 5,984,889.58	106.32 0.18%	6,379,026.00 5,500.00	0.89% 394,136.42	Aaa / AA+ AAA	2.47 2.40
313383YJ4	FHLB Note 3.375% Due 9/8/2023	7,000,000.00	10/29/2018 3.08%	7,091,910.00 7,050,801.92	108.55 0.18%	7,598,703.00 74,156.25	1.07% 547,901.08	Aaa / AA+ NR	2.69 2.57
3135G0U43	FNMA Note 2.875% Due 9/12/2023	8,205,000.00	09/12/2018 2.96%	8,171,359.50 8,186,851.84	107.15 0.21%	8,791,690.32 71,423.39	1.23% 604,838.48	Aaa / AA+ AAA	2.70 2.59

Holdings Report

As of December 31, 2020



CUSIP	Security Description	Par Value/Units	Purchase Date Book Yield	Cost Value Book Value	Mkt Price Mkt YTM	Market Value Accrued Int.	% of Port. Gain/Loss	Moody/S&P Fitch	Maturity Duration
AGENCY									
3137EAF2	FHLMC Note 0.25% Due 12/4/2023	9,225,000.00	12/02/2020 0.28%	9,215,867.25 9,216,100.78	100.11 0.21%	9,234,833.85 1,729.69	1.28% 18,733.07	Aaa / AA+ AAA	2.93 2.91
3130A0F70	FHLB Note 3.375% Due 12/8/2023	7,000,000.00	12/28/2018 2.77%	7,194,320.00 7,115,428.02	109.25 0.21%	7,647,668.00 15,093.75	1.06% 532,239.98	Aaa / AA+ AAA	2.94 2.82
3130A0XE5	FHLB Note 3.25% Due 3/8/2024	8,000,000.00	02/27/2019 2.59%	8,247,280.00 8,156,588.21	109.65 0.21%	8,771,864.00 81,611.11	1.23% 615,275.79	Aaa / AA+ NR	3.19 3.03
3130AB3H7	FHLB Note 2.375% Due 3/8/2024	3,000,000.00	04/29/2019 2.37%	3,000,210.00 3,000,137.55	106.79 0.24%	3,203,589.00 22,364.58	0.45% 203,451.45	Aaa / AA+ NR	3.19 3.07
3130A1XJ2	FHLB Note 2.875% Due 6/14/2024	11,175,000.00	Various 2.21%	11,527,225.65 11,416,331.77	109.16 0.21%	12,198,305.92 15,171.61	1.70% 781,974.15	Aaa / AA+ NR	3.45 3.31
3135G0V75	FNMA Note 1.75% Due 7/2/2024	8,250,000.00	07/16/2019 1.96%	8,166,922.50 8,191,405.60	105.29 0.23%	8,686,524.00 71,786.46	1.22% 495,118.40	Aaa / AA+ AAA	3.50 3.38
3130A2UW4	FHLB Note 2.875% Due 9/13/2024	9,350,000.00	09/13/2019 1.79%	9,834,236.50 9,708,664.21	109.67 0.25%	10,253,986.05 80,643.75	1.44% 545,321.84	Aaa / AA+ AAA	3.70 3.51
3135G0W66	FNMA Note 1.625% Due 10/15/2024	7,590,000.00	Various 1.61%	7,596,251.10 7,595,432.49	105.41 0.19%	8,000,869.47 26,037.92	1.12% 405,436.98	Aaa / AA+ AAA	3.79 3.68
3135G0X24	FNMA Note 1.625% Due 1/7/2025	13,785,000.00	Various 1.30%	13,993,685.85 13,958,357.77	105.38 0.28%	14,526,191.88 108,269.69	2.03% 567,834.11	Aaa / AA+ AAA	4.02 3.87
3137EAEPO	FHLMC Note 1.5% Due 2/12/2025	15,235,000.00	02/13/2020 1.52%	15,223,269.05 15,225,338.84	104.90 0.30%	15,981,941.58 88,236.04	2.23% 756,602.74	Aaa / NR AAA	4.12 3.98
3135G05X7	FNMA Note 0.375% Due 8/25/2025	13,000,000.00	Various 0.47%	12,942,071.80 12,945,889.31	99.98 0.38%	12,997,153.00 16,791.67	1.81% 51,263.69	Aaa / AA+ AAA	4.65 4.60
3137EAEEX3	FHLMC Note 0.375% Due 9/23/2025	13,000,000.00	Various 0.44%	12,961,478.40 12,962,887.09	99.83 0.41%	12,978,368.00 13,000.00	1.80% 15,480.91	Aaa / AA+ AAA	4.73 4.68
3135G06G3	FNMA Note 0.5% Due 11/7/2025	12,900,000.00	Various 0.56%	12,864,817.00 12,865,876.67	100.42 0.41%	12,953,960.70 8,779.16	1.80% 88,084.03	Aaa / AA+ AAA	4.85 4.78
3130AAUF3	FHLB Note 2.75% Due 3/13/2026	5,430,000.00	07/30/2019 2.11%	5,642,367.30 5,596,678.02	111.90 0.43%	6,076,256.88 44,797.50	0.85% 479,578.86	Aaa / AA+ AAA	5.20 4.86
3130AGFP5	FHLB Note 2.5% Due 6/12/2026	5,000,000.00	07/30/2019 2.15%	5,111,250.00 5,088,183.81	111.00 0.45%	5,549,880.00 6,597.22	0.77% 461,696.19	Aaa / AA+ NR	5.45 5.13
3135G05Y5	FNMA Note 0.75% Due 10/8/2027	6,700,000.00	Various 0.76%	6,695,378.90 6,695,567.81	100.39 0.69%	6,726,056.31 11,445.84	0.94% 30,488.50	Aaa / AA+ AAA	6.77 6.58

Holdings Report

As of December 31, 2020



CUSIP	Security Description	Par Value/Units	Purchase Date Book Yield	Cost Value Book Value	Mkt Price Mkt YTM	Market Value Accrued Int.	% of Port. Gain/Loss	Moody/S&P Fitch	Maturity Duration
Total Agency		218,445,000.00	1.80%	219,905,364.80 219,551,549.45	0.27%	228,484,282.31 1,117,515.32	31.90% 8,932,732.86	Aaa / AA+ AAA	3.35 3.25
CMO									
3137BM6P6	FHLMC K721 A2 3.09% Due 8/25/2022	10,250,000.00	Various 2.11%	10,524,873.05 10,393,597.00	103.31 0.65%	10,589,531.25 26,393.75	1.47% 195,934.25	Aaa / NR NR	1.65 1.42
3137B4WB8	FHLMC K033 A2 3.06% Due 7/25/2023	6,545,000.00	Various 2.92%	6,585,492.97 6,568,344.15	106.21 0.42%	6,951,437.96 3,337.95	0.97% 383,093.81	Aaa / NR NR	2.56 2.35
3137B5JM6	FHLMC K034 A2 3.531% Due 7/25/2023	2,500,000.00	Various 2.35%	2,601,875.00 2,568,809.95	107.49 0.40%	2,687,130.00 7,356.25	0.37% 118,320.05	NR / NR AAA	2.56 2.38
3137B7MZ9	FHLMC K036 A2 3.527% Due 10/25/2023	9,650,000.00	Various 2.52%	10,015,378.90 9,900,818.55	108.04 0.43%	10,425,705.60 5,672.60	1.45% 524,887.05	Aaa / NR AAA	2.82 2.57
3137BYPQ7	FHLMC K726 A2 2.905% Due 4/25/2024	8,321,483.35	04/22/2019 2.72%	8,380,968.97 8,360,879.96	106.88 0.57%	8,893,884.90 20,144.92	1.24% 533,004.94	NR / AAA NR	3.32 2.92
Total CMO		37,266,483.35	2.51%	38,108,588.89 37,792,449.61	0.52%	39,547,689.71 62,905.47	5.50% 1,755,240.10	Aaa / AAA AAA	2.56 2.29
CORPORATE									
78012KKU0	Royal Bank of Canada Note 2.5% Due 1/19/2021	6,567,000.00	Various 3.11%	6,482,368.32 6,565,121.40	100.09 0.73%	6,572,798.66 73,878.75	0.92% 7,677.26	Aa2 / AA- AA+	0.05 0.05
037833AR1	Apple Inc Note 2.85% Due 5/6/2021	3,000,000.00	06/30/2017 2.01%	3,092,400.00 3,008,214.79	100.81 0.50%	3,024,384.00 13,062.50	0.42% 16,169.21	Aa1 / AA+ NR	0.35 0.35
369550BE7	General Dynamics Corp Note 3% Due 5/11/2021	5,100,000.00	Various 3.00%	5,098,778.86 5,100,079.21	100.96 0.33%	5,149,128.31 21,250.00	0.72% 49,049.10	A2 / A NR	0.36 0.36
857477AV5	State Street Bank Note 1.95% Due 5/19/2021	4,916,000.00	Various 2.87%	4,818,802.80 4,899,507.10	100.67 0.21%	4,948,735.64 11,183.90	0.69% 49,228.54	A1 / A AA-	0.38 0.38
594918BP8	Microsoft Callable Note Cont 7/8/2021 1.55% Due 8/8/2021	2,000,000.00	06/30/2017 1.97%	1,967,000.00 1,995,182.00	100.69 0.22%	2,013,758.00 12,313.89	0.28% 18,576.00	Aaa / AAA AA+	0.60 0.52
68389XBK0	Oracle Corp Callable Note Cont 8/15/2021 1.9% Due 9/15/2021	7,000,000.00	04/11/2019 2.66%	6,876,240.00 6,964,020.00	101.01 0.28%	7,070,490.00 39,161.11	0.99% 106,470.00	A3 / A A-	0.71 0.62
89236TDP7	Toyota Motor Credit Corp Note 2.6% Due 1/11/2022	6,750,000.00	Various 3.14%	6,640,111.50 6,714,358.04	102.36 0.30%	6,909,212.25 82,875.00	0.97% 194,854.21	A1 / A+ A+	1.03 1.01



CUSIP	Security Description	Par Value/Units	Purchase Date Book Yield	Cost Value Book Value	Mkt Price Mkt YTM	Market Value Accrued Int.	% of Port. Gain/Loss	Moody/S&P Fitch	Maturity Duration
CORPORATE									
69353RFE3	PNC Bank Callable Note Cont 6/28/2022 2.45% Due 7/28/2022	5,640,000.00	Various 3.07%	5,507,443.50 5,588,655.24	103.28 0.25%	5,824,726.92 58,726.51	0.82% 236,071.68	A2 / A A+	1.57 1.46
48128BAB7	JP Morgan Chase & Co Callable Note 1X 1/15/2022 2.972% Due 1/15/2023	7,750,000.00	Various 3.07%	7,675,870.00 7,716,055.86	102.72 0.34%	7,961,071.25 106,207.73	1.12% 245,015.39	A2 / A- AA-	2.04 1.02
808513AT2	Charles Schwab Corp Callable Note Cont 12/25/2022 2.65% Due 1/25/2023	5,580,000.00	Various 3.31%	5,431,072.20 5,509,798.50	104.76 0.24%	5,845,379.22 64,076.99	0.82% 335,580.72	A2 / A A	2.07 1.93
24422ETG4	John Deere Capital Corp Note 2.8% Due 3/6/2023	6,268,000.00	Various 3.51%	6,092,335.66 6,179,379.42	105.54 0.25%	6,615,460.31 56,063.77	0.93% 436,080.89	A2 / A A	2.18 2.11
084670BR8	Berkshire Hathaway Callable Note Cont 1/15/2023 2.75% Due 3/15/2023	4,232,000.00	Various 3.42%	4,120,054.64 4,174,368.63	105.02 0.28%	4,444,285.58 34,267.44	0.62% 269,916.95	Aa2 / AA A+	2.20 1.98
06406RAG2	Bank of NY Mellon Corp Note 3.5% Due 4/28/2023	4,280,000.00	Various 3.12%	4,342,247.36 4,314,904.99	107.24 0.37%	4,589,906.24 26,215.00	0.64% 275,001.25	A1 / A AA-	2.32 2.24
404280BA6	HSBC Holdings PLC Note 3.6% Due 5/25/2023	7,000,000.00	Various 3.84%	6,930,000.00 6,963,778.17	107.56 0.43%	7,529,284.00 25,200.00	1.05% 565,505.83	A2 / A- A+	2.40 2.31
931142EK5	Wal-Mart Stores Callable Note Cont 5/26/2023 3.4% Due 6/26/2023	6,575,000.00	Various 2.96%	6,687,899.75 6,640,451.57	107.39 0.31%	7,061,181.80 3,104.86	0.98% 420,730.23	Aa2 / AA AA	2.48 2.33
02665WCJ8	American Honda Finance Note 3.45% Due 7/14/2023	5,070,000.00	Various 3.44%	5,073,141.30 5,071,595.30	107.70 0.39%	5,460,547.17 81,141.13	0.77% 388,951.87	A3 / A- NR	2.53 2.41
89114QC48	Toronto Dominion Bank Note 3.5% Due 7/19/2023	5,000,000.00	07/27/2018 3.56%	4,985,500.00 4,992,574.15	108.22 0.26%	5,410,915.00 78,750.00	0.76% 418,340.85	Aa1 / AA- AA	2.55 2.43
69371RP59	Paccar Financial Corp Note 3.4% Due 8/9/2023	4,095,000.00	08/06/2018 3.41%	4,093,321.05 4,094,126.50	107.98 0.32%	4,421,699.10 54,918.50	0.62% 327,572.60	A1 / A+ NR	2.61 2.49
06406RAJ6	Bank of NY Mellon Corp Note 3.45% Due 8/11/2023	2,750,000.00	Various 3.27%	2,767,987.50 2,761,790.17	108.10 0.33%	2,972,648.25 36,895.84	0.42% 210,858.08	A1 / A AA-	2.61 2.49
02665WCQ2	American Honda Finance Note 3.625% Due 10/10/2023	1,000,000.00	10/03/2018 3.64%	999,180.00 999,545.54	108.80 0.43%	1,088,001.00 8,156.25	0.15% 88,455.46	A3 / A- NR	2.78 2.65
06051GHF9	Bank of America Corp Callable Note 1X 3/5/2023 3.55% Due 3/5/2024	8,310,000.00	Various 2.88%	8,388,172.50 8,362,164.87	106.83 0.40%	8,877,489.90 95,057.17	1.25% 515,325.03	A2 / A- A+	3.18 2.09

Holdings Report

As of December 31, 2020



CUSIP	Security Description	Par Value/Units	Purchase Date Book Yield	Cost Value Book Value	Mkt Price Mkt YTM	Market Value Accrued Int.	% of Port. Gain/Loss	Moody/S&P Fitch	Maturity Duration
CORPORATE									
89114QCB2	Toronto Dominion Bank Note 3.25% Due 3/11/2024	1,500,000.00	03/26/2019 2.97%	1,518,990.00 1,512,222.85	108.60 0.53%	1,629,015.00 14,895.83	0.23% 116,792.15	Aa3 / A AA-	3.19 3.03
404280BS7	HSBC Holdings PLC Callable Note 1X 5/18/2023 3.95% Due 5/18/2024	1,955,000.00	Various 2.03%	2,058,459.05 2,034,311.71	107.87 0.62%	2,108,793.99 9,223.80	0.29% 74,482.28	A2 / A- A+	3.38 2.29
78013XZU5	Royal Bank of Canada Note 2.55% Due 7/16/2024	3,054,000.00	12/05/2019 2.23%	3,096,481.14 3,086,650.58	106.93 0.57%	3,265,788.79 35,693.63	0.46% 179,138.21	A2 / A AA	3.54 3.37
69371RQ25	Paccar Financial Corp Note 2.15% Due 8/15/2024	2,465,000.00	08/08/2019 2.20%	2,459,552.35 2,461,058.13	105.82 0.53%	2,608,450.68 20,021.28	0.37% 147,392.55	A1 / A+ NR	3.62 3.47
14913Q3B3	Caterpillar Finl Service Note 2.15% Due 11/8/2024	8,820,000.00	Various 2.03%	8,866,124.60 8,857,065.04	106.53 0.44%	9,395,566.74 27,917.75	1.31% 538,501.70	A3 / A A	3.86 3.70
90331HPL1	US Bank NA Callable Note Cont 12/21/2024 2.05% Due 1/21/2025	9,485,000.00	01/16/2020 2.10%	9,464,796.95 9,468,623.03	105.82 0.57%	10,037,235.67 86,418.89	1.41% 568,612.64	A1 / AA- AA-	4.06 3.80
Total Corporate		136,162,000.00	2.93%	135,534,331.03 136,035,602.79	0.38%	142,835,953.47 1,176,677.52	20.01% 6,800,350.68	A1 / A+ A+	2.20 1.97
LAIF									
90LAIF\$00	Local Agency Investment Fund State Pool	72,158,835.11	Various 0.52%	72,158,835.11 72,158,835.11	1.00 0.52%	72,158,835.11 97,310.27	10.04% 0.00	NR / NR NR	0.00 0.00
Total LAIF		72,158,835.11	0.52%	72,158,835.11 72,158,835.11	0.52%	72,158,835.11 97,310.27	10.04% 0.00	NR / NR NR	0.00 0.00
MONEY MARKET FUND FI									
60934N807	Federated Investors Govt Oblig Fund Inst.	39.04	09/01/2020 0.01%	39.04 39.04	1.00 0.01%	39.04 0.00	0.00% 0.00	Aaa / AAA AAA	0.00 0.00
60934N807	Federated Investors Govt Oblig Fund Inst.	1,386,594.16	Various 0.01%	1,386,594.16 1,386,594.16	1.00 0.01%	1,386,594.16 0.00	0.19% 0.00	Aaa / AAA AAA	0.00 0.00
Total Money Market Fund FI		1,386,633.20	0.01%	1,386,633.20 1,386,633.20	0.01%	1,386,633.20 0.00	0.19% 0.00	Aaa / AAA AAA	0.00 0.00

Holdings Report

As of December 31, 2020



CUSIP	Security Description	Par Value/Units	Purchase Date Book Yield	Cost Value Book Value	Mkt Price Mkt YTM	Market Value Accrued Int.	% of Port. Gain/Loss	Moody/S&P Fitch	Maturity Duration
MUNICIPAL BONDS									
13063DRK6	California State Taxable GO 2.4% Due 10/1/2024	4,475,000.00	10/16/2019 1.91%	4,577,790.75 4,553,004.73	107.14 0.48%	4,794,291.25 26,850.00	0.67% 241,286.52	Aa2 / AA- AA	3.75 3.59
Total Municipal Bonds		4,475,000.00	1.91%	4,577,790.75 4,553,004.73	0.48%	4,794,291.25 26,850.00	0.67% 241,286.52	Aa2 / AA- AA	3.75 3.59
NEGOTIABLE CD									
55380THN3	MUFG Bank Yankee CD 0.22% Due 1/26/2021	4,000,000.00	12/23/2020 0.21%	4,000,037.19 4,000,027.35	100.00 0.21%	4,000,027.35 3,128.89	0.56% 0.00	P-1 / A-1 F-1	0.07 0.07
89114NYD1	Toronto Dominion Bank NY Yankee CD 0.25% Due 3/23/2021	6,000,000.00	12/23/2020 0.25%	5,999,999.97 5,999,999.97	100.00 0.25%	5,999,999.97 416.67	0.83% 0.00	P-1 / A-1+ F-1+	0.22 0.22
Total Negotiable CD		10,000,000.00	0.23%	10,000,037.16 10,000,027.32	0.23%	10,000,027.32 3,545.56	1.39% 0.00	Aaa / AAA AAA	0.16 0.16
SUPRANATIONAL									
45950KCM0	International Finance Corp Note 2.25% Due 1/25/2021	4,000,000.00	Various 2.61%	3,963,746.67 3,999,087.23	100.13 0.35%	4,005,064.00 39,000.00	0.56% 5,976.77	Aaa / AAA NR	0.07 0.07
4581X0CZ9	Inter-American Dev Bank Note 1.75% Due 9/14/2022	5,000,000.00	08/21/2018 2.87%	4,787,000.00 4,910,807.15	102.67 0.18%	5,133,725.00 26,006.94	0.72% 222,917.85	Aaa / AAA AAA	1.70 1.68
459058JL8	Intl. Bank Recon & Development Note 0.5% Due 10/28/2025	5,915,000.00	10/21/2020 0.52%	5,908,316.05 5,908,553.98	100.19 0.46%	5,926,066.97 5,175.63	0.82% 17,512.99	Aaa / AAA AAA	4.83 4.76
Total Supranational		14,915,000.00	1.86%	14,659,062.72 14,818,448.36	0.33%	15,064,855.97 70,182.57	2.10% 246,407.61	Aaa / AAA AAA	2.49 2.45
US TREASURY									
912828N89	US Treasury Note 1.375% Due 1/31/2021	10,000,000.00	01/28/2020 1.54%	9,983,984.38 9,998,694.38	100.09 0.30%	10,009,050.00 57,540.76	1.40% 10,355.62	Aaa / AA+ AAA	0.08 0.08
912828Q37	US Treasury Note 1.25% Due 3/31/2021	10,000,000.00	01/22/2020 1.56%	9,963,281.25 9,992,452.73	100.26 0.18%	10,026,440.00 31,936.81	1.40% 33,987.27	Aaa / AA+ AAA	0.25 0.25

Holdings Report

As of December 31, 2020



CUSIP	Security Description	Par Value/Units	Purchase Date Book Yield	Cost Value Book Value	Mkt Price Mkt YTM	Market Value Accrued Int.	% of Port. Gain/Loss	Moody/S&P Fitch	Maturity Duration
US TREASURY									
912828T34	US Treasury Note 1.125% Due 9/30/2021	7,000,000.00	11/26/2019 1.62%	6,936,835.94 6,974,471.58	100.75 0.12%	7,052,773.00 20,120.19	0.98% 78,301.42	Aaa / AA+ AAA	0.75 0.74
912828XG0	US Treasury Note 2.125% Due 6/30/2022	10,000,000.00	09/11/2019 1.61%	10,141,015.63 10,075,199.14	102.99 0.13%	10,299,220.00 587.02	1.43% 224,020.86	Aaa / AA+ AAA	1.50 1.48
912828L57	US Treasury Note 1.75% Due 9/30/2022	8,000,000.00	09/07/2018 2.79%	7,684,062.50 7,864,110.61	102.82 0.13%	8,225,936.00 35,769.23	1.15% 361,825.39	Aaa / AA+ AAA	1.75 1.72
912828N30	US Treasury Note 2.125% Due 12/31/2022	8,000,000.00	10/03/2018 2.97%	7,730,937.50 7,873,372.14	103.98 0.13%	8,318,440.00 469.61	1.16% 445,067.86	Aaa / AA+ AAA	2.00 1.97
912828T91	US Treasury Note 1.625% Due 10/31/2023	10,000,000.00	05/29/2019 2.05%	9,819,921.88 9,884,816.91	104.18 0.15%	10,417,580.00 27,831.49	1.45% 532,763.09	Aaa / AA+ AAA	2.83 2.77
912828V23	US Treasury Note 2.25% Due 12/31/2023	10,000,000.00	06/21/2019 1.80%	10,196,484.38 10,130,196.19	106.24 0.16%	10,624,220.00 621.55	1.48% 494,023.81	Aaa / AA+ AAA	3.00 2.92
912828B66	US Treasury Note 2.75% Due 2/15/2024	11,000,000.00	Various 2.21%	11,260,781.25 11,173,615.24	108.02 0.18%	11,882,145.00 114,259.51	1.67% 708,529.76	Aaa / AA+ AAA	3.13 2.99
912828X70	US Treasury Note 2% Due 4/30/2024	11,000,000.00	Various 1.91%	11,046,992.19 11,032,183.52	105.99 0.19%	11,659,142.00 37,679.55	1.62% 626,958.48	Aaa / AA+ AAA	3.33 3.23
912828XX3	US Treasury Note 2% Due 6/30/2024	11,000,000.00	Various 1.74%	11,124,335.94 11,095,639.50	106.25 0.21%	11,687,929.00 607.73	1.62% 592,289.50	Aaa / AA+ AAA	3.50 3.40
912828D56	US Treasury Note 2.375% Due 8/15/2024	10,750,000.00	Various 1.56%	11,157,548.83 11,052,743.00	107.78 0.22%	11,586,059.75 96,435.97	1.62% 533,316.75	Aaa / AA+ AAA	3.62 3.47
9128283D0	US Treasury Note 2.25% Due 10/31/2024	11,000,000.00	07/05/2019 1.88%	11,204,960.94 11,147,652.09	107.66 0.24%	11,843,051.00 42,389.50	1.65% 695,398.91	Aaa / AA+ AAA	3.84 3.68
9128283V0	US Treasury Note 2.5% Due 1/31/2025	11,000,000.00	07/30/2019 1.88%	11,356,640.63 11,264,421.27	109.07 0.27%	11,997,304.00 115,081.52	1.68% 732,882.73	Aaa / AA+ AAA	4.09 3.88
912828ZC7	US Treasury Note 1.125% Due 2/28/2025	11,250,000.00	03/18/2020 0.81%	11,423,583.98 11,395,918.13	103.53 0.27%	11,646,821.25 43,003.28	1.62% 250,903.12	Aaa / AA+ AAA	4.16 4.06
Total US Treasury		150,000,000.00	1.83%	151,031,367.22 150,955,486.43	0.20%	157,276,111.00 624,333.72	21.94% 6,320,624.57	Aaa / AA+ AAA	2.66 2.57
TOTAL PORTFOLIO		689,355,086.93	1.90%	691,979,695.04 691,834,904.10	0.32%	716,620,910.31 3,211,666.66	100.00% 24,786,006.21	Aa1 / AA AAA	2.50 2.27
TOTAL MARKET VALUE PLUS ACCRUED						719,832,576.97			

Transaction Ledger

As of December 31, 2020



Transaction Type	Settlement Date	CUSIP	Quantity	Security Description	Price	Acq/Disp Yield	Amount	Interest Pur/Sold	Total Amount	Gain/Loss
ACQUISITIONS										
Purchase	10/09/2020	3135G05Y5	4,195,000.00	FNMA Note 0.75% Due 10/8/2027	99.857	0.77%	4,189,001.15	0.00	4,189,001.15	0.00
Purchase	10/13/2020	89236XAC0	2,635,000.00	Toyota Auto Receivables 2020-D A3 0.35% Due 1/15/2025	99.981	0.36%	2,634,509.10	0.00	2,634,509.10	0.00
Purchase	10/15/2020	90LAIF\$00	140,749.28	Local Agency Investment Fund State Pool	1.000	0.66%	140,749.28	0.00	140,749.28	0.00
Purchase	10/28/2020	44891RAC4	3,350,000.00	Hyundai Auto Receivables Trust 2020-C A3 0.38% Due 5/15/2025	99.977	0.39%	3,349,228.49	0.00	3,349,228.49	0.00
Purchase	10/28/2020	459058JL8	5,915,000.00	Intl. Bank Recon & Development Note 0.5% Due 10/28/2025	99.887	0.52%	5,908,316.05	0.00	5,908,316.05	0.00
Purchase	11/12/2020	3135G06G3	11,200,000.00	FNMA Note 0.5% Due 11/7/2025	99.642	0.57%	11,159,904.00	0.00	11,159,904.00	0.00
Purchase	12/04/2020	3137EAFA2	9,225,000.00	FHLMC Note 0.25% Due 12/4/2023	99.901	0.28%	9,215,867.25	0.00	9,215,867.25	0.00
Purchase	12/17/2020	3135G05X7	1,380,000.00	FNMA Note 0.375% Due 8/25/2025	99.743	0.43%	1,376,453.40	1,581.25	1,378,034.65	0.00
Purchase	12/17/2020	3135G05Y5	2,505,000.00	FNMA Note 0.75% Due 10/8/2027	100.055	0.74%	2,506,377.75	3,548.75	2,509,926.50	0.00
Purchase	12/17/2020	3135G06G3	1,700,000.00	FNMA Note 0.5% Due 11/7/2025	100.289	0.44%	1,704,913.00	826.39	1,705,739.39	0.00
Purchase	12/17/2020	3137EAEX3	5,070,000.00	FHLMC Note 0.375% Due 9/23/2025	99.711	0.44%	5,055,347.70	4,330.63	5,059,678.33	0.00
Purchase	12/23/2020	55380THN3	4,000,000.00	MUFG Bank Yankee CD 0.22% Due 1/26/2021	100.001	0.21%	4,000,037.19	2,908.89	4,002,946.08	0.00
Purchase	12/23/2020	89114NYD1	6,000,000.00	Toronto Dominion Bank NY Yankee CD 0.25% Due 3/23/2021	100.000	0.25%	5,999,999.97	41.67	6,000,041.64	0.00
Subtotal			57,315,749.28				57,240,704.33	13,237.58	57,253,941.91	0.00
Security Contribution	11/18/2020	90LAIF\$00	5,000,000.00	Local Agency Investment Fund State Pool	1.000		5,000,000.00	0.00	5,000,000.00	0.00

Transaction Ledger

As of December 31, 2020



Transaction Type	Settlement Date	CUSIP	Quantity	Security Description	Price	Acq/Disp Yield	Amount	Interest Pur/Sold	Total Amount	Gain/Loss
ACQUISITIONS										
Security Contribution	12/01/2020	90LAIF\$00	6,000,000.00	Local Agency Investment Fund State Pool	1.000		6,000,000.00	0.00	6,000,000.00	0.00
Subtotal			11,000,000.00				11,000,000.00	0.00	11,000,000.00	0.00
TOTAL ACQUISITIONS			68,315,749.28				68,240,704.33	13,237.58	68,253,941.91	0.00
DISPOSITIONS										
Sale	10/26/2020	45950KCM0	2,000,000.00	International Finance Corp Note 2.25% Due 1/25/2021	100.516	2.66%	2,010,320.00	11,375.00	2,021,695.00	12,050.45
Subtotal			2,000,000.00				2,010,320.00	11,375.00	2,021,695.00	12,050.45
Paydown	10/15/2020	43815NAC8	0.00	Honda Auto Receivables Trust 2019-3 A3 1.78% Due 8/15/2023	100.000		0.00	9,574.91	9,574.91	0.00
Paydown	10/15/2020	477870AC3	0.00	John Deere Owner Trust 2019-B A3 2.21% Due 12/15/2023	100.000		0.00	4,245.04	4,245.04	0.00
Paydown	10/15/2020	47788BAD6	123,968.57	John Deere Owner Trust 2017-B A3 1.82% Due 10/15/2021	100.000		123,968.57	199.92	124,168.49	0.00
Paydown	10/15/2020	47788EAC2	256,503.40	John Deere Owner Trust 2018-B A3 3.08% Due 11/15/2022	100.000		256,503.40	8,718.36	265,221.76	0.00
Paydown	10/15/2020	47789JAB2	248,611.96	John Deere Owner Trust 2019-A A2 2.85% Due 12/15/2021	100.000		248,611.96	1,111.87	249,723.83	0.00
Paydown	10/15/2020	47789KAC7	0.00	John Deere Owner Trust 2020-A A3 1.1% Due 8/15/2024	100.000		0.00	3,345.83	3,345.83	0.00
Paydown	10/15/2020	58769EAC2	0.00	Mercedes-Benz Auto Lease Trust 2020-B A3 0.4% Due 11/15/2023	100.000		0.00	490.11	490.11	0.00
Paydown	10/15/2020	65479GAD1	341,843.42	Nissan Auto Receivables Trust 2018-B A3 3.06% Due 3/15/2023	100.000		341,843.42	11,597.48	353,440.90	0.00



Account #10597

As of December 31, 2020

Transaction Type	Settlement Date	CUSIP	Quantity	Security Description	Price	Acq/Disp Yield	Amount	Interest Pur/Sold	Total Amount	Gain/Loss
DISPOSITIONS										
Paydown	10/15/2020	65479JAD5	0.00	Nissan Auto Receivables Owner 2019-C A3 1.93% Due 7/15/2024	100.000		0.00	7,687.83	7,687.83	0.00
Paydown	10/15/2020	89238TAD5	428,132.52	Toyota Auto Receivables Trust 2018-B A3 2.96% Due 9/15/2022	100.000		428,132.52	10,844.79	438,977.31	0.00
Paydown	10/19/2020	43813KAC6	0.00	Honda Auto Receivables Trust 2020-3 A3 0.37% Due 10/18/2024	100.000		0.00	654.18	654.18	0.00
Paydown	10/19/2020	43814WAB1	306,156.02	Honda Auto Receivables Trust 2019-1 A2 2.75% Due 9/20/2021	100.000		306,156.02	1,490.92	307,646.94	0.00
Paydown	10/20/2020	92348AAA3	0.00	Verizon Owner Trust 2019-C A1A 1.94% Due 4/22/2024	100.000		0.00	4,938.92	4,938.92	0.00
Paydown	10/21/2020	43815HAC1	469,036.76	Honda Auto Receivables Trust 2018-3 A3 2.95% Due 8/22/2022	100.000		469,036.76	12,464.10	481,500.86	0.00
Paydown	10/23/2020	3137B6ZM6	21,558.97	FHLMC K714 A2 3.034% Due 10/25/2020	100.000		21,558.97	54.51	21,613.48	0.00
Paydown	10/26/2020	3137B4WB8	0.00	FHLMC K033 A2Due 7/25/2023	100.000		0.00	16,689.75	16,689.75	0.00
Paydown	10/26/2020	3137B5JM6	0.00	FHLMC K034 A2 3.531% Due 7/25/2023	100.000		0.00	7,356.25	7,356.25	0.00
Paydown	10/26/2020	3137B7MZ9	0.00	FHLMC K036 A2Due 10/25/2023	100.000		0.00	28,363.28	28,363.28	0.00
Paydown	10/26/2020	3137BM6P6	0.00	FHLMC K721 A2Due 8/25/2022	100.000		0.00	26,393.75	26,393.75	0.00
Paydown	10/26/2020	3137BYPQ7	8,332.53	FHLMC K726 A2 2.905% Due 4/25/2024	100.000		8,332.53	21,595.17	29,927.70	0.00
Paydown	11/16/2020	43815NAC8	0.00	Honda Auto Receivables Trust 2019-3 A3 1.78% Due 8/15/2023	100.000		0.00	9,574.91	9,574.91	0.00
Paydown	11/16/2020	44891RAC4	0.00	Hyundai Auto Receivables Trust 2020-C A3 0.38% Due 5/15/2025	100.000		0.00	601.14	601.14	0.00
Paydown	11/16/2020	477870AC3	0.00	John Deere Owner Trust 2019-B A3 2.21% Due 12/15/2023	100.000		0.00	4,245.04	4,245.04	0.00
Paydown	11/16/2020	47788BAD6	7,844.79	John Deere Owner Trust 2017-B A3 1.82% Due 10/15/2021	100.000		7,844.79	11.90	7,856.69	0.00

Transaction Ledger

As of December 31, 2020



Transaction Type	Settlement Date	CUSIP	Quantity	Security Description	Price	Acq/Disp Yield	Amount	Interest Pur/Sold	Total Amount	Gain/Loss
DISPOSITIONS										
Paydown	11/16/2020	47788EAC2	382,107.83	John Deere Owner Trust 2018-B A3 3.08% Due 11/15/2022	100.000		382,107.83	8,060.00	390,167.83	0.00
Paydown	11/16/2020	47789JAB2	219,544.85	John Deere Owner Trust 2019-A A2 2.85% Due 12/15/2021	100.000		219,544.85	521.42	220,066.27	0.00
Paydown	11/16/2020	47789KAC7	0.00	John Deere Owner Trust 2020-A A3 1.1% Due 8/15/2024	100.000		0.00	3,345.83	3,345.83	0.00
Paydown	11/16/2020	58769EAC2	0.00	Mercedes-Benz Auto Lease Trust 2020-B A3 0.4% Due 11/15/2023	100.000		0.00	668.33	668.33	0.00
Paydown	11/16/2020	65479GAD1	344,827.26	Nissan Auto Receivables Trust 2018-B A3 3.06% Due 3/15/2023	100.000		344,827.26	10,725.78	355,553.04	0.00
Paydown	11/16/2020	65479JAD5	0.00	Nissan Auto Receivables Owner 2019-C A3 1.93% Due 7/15/2024	100.000		0.00	7,687.83	7,687.83	0.00
Paydown	11/16/2020	89236XAC0	0.00	Toyota Auto Receivables 2020-D A3 0.35% Due 1/15/2025	100.000		0.00	819.78	819.78	0.00
Paydown	11/16/2020	89238TAD5	408,508.87	Toyota Auto Receivables Trust 2018-B A3 2.96% Due 9/15/2022	100.000		408,508.87	9,788.73	418,297.60	0.00
Paydown	11/18/2020	43813KAC6	0.00	Honda Auto Receivables Trust 2020-3 A3 0.37% Due 10/18/2024	100.000		0.00	1,032.92	1,032.92	0.00
Paydown	11/18/2020	43814WAB1	296,592.18	Honda Auto Receivables Trust 2019-1 A2 2.75% Due 9/20/2021	100.000		296,592.18	789.31	297,381.49	0.00
Paydown	11/20/2020	92348AAA3	0.00	Verizon Owner Trust 2019-C A1A 1.94% Due 4/22/2024	100.000		0.00	4,938.92	4,938.92	0.00
Paydown	11/23/2020	43815HAC1	466,680.59	Honda Auto Receivables Trust 2018-3 A3 2.95% Due 8/22/2022	100.000		466,680.59	11,311.05	477,991.64	0.00
Paydown	11/25/2020	3137B4WB8	0.00	FHLMC K033 A2Due 7/25/2023	100.000		0.00	16,689.75	16,689.75	0.00
Paydown	11/25/2020	3137B5JM6	0.00	FHLMC K034 A2 3.531% Due 7/25/2023	100.000		0.00	7,356.25	7,356.25	0.00
Paydown	11/25/2020	3137B7MZ9	0.00	FHLMC K036 A2Due 10/25/2023	100.000		0.00	28,362.96	28,362.96	0.00
Paydown	11/25/2020	3137BM6P6	0.00	FHLMC K721 A2Due 8/25/2022	100.000		0.00	26,393.75	26,393.75	0.00

Transaction Ledger

As of December 31, 2020



Transaction Type	Settlement Date	CUSIP	Quantity	Security Description	Price	Acq/Disp Yield	Amount	Interest Pur/Sold	Total Amount	Gain/Loss
DISPOSITIONS										
Paydown	11/25/2020	3137BYPQ7	582,346.94	FHLMC K726 A2 2.905% Due 4/25/2024	100.000		582,346.94	21,575.00	603,921.94	0.00
Paydown	12/15/2020	43815NAC8	0.00	Honda Auto Receivables Trust 2019-3 A3 1.78% Due 8/15/2023	100.000		0.00	9,574.91	9,574.91	0.00
Paydown	12/15/2020	44891RAC4	0.00	Hyundai Auto Receivables Trust 2020-C A3 0.38% Due 5/15/2025	100.000		0.00	1,060.83	1,060.83	0.00
Paydown	12/15/2020	477870AC3	0.00	John Deere Owner Trust 2019-B A3 2.21% Due 12/15/2023	100.000		0.00	4,245.04	4,245.04	0.00
Paydown	12/15/2020	47788EAC2	246,138.19	John Deere Owner Trust 2018-B A3 3.08% Due 11/15/2022	100.000		246,138.19	7,079.25	253,217.44	0.00
Paydown	12/15/2020	47789KAC7	0.00	John Deere Owner Trust 2020-A A3 1.1% Due 8/15/2024	100.000		0.00	3,345.83	3,345.83	0.00
Paydown	12/15/2020	58769EAC2	0.00	Mercedes-Benz Auto Lease Trust 2020-B A3 0.4% Due 11/15/2023	100.000		0.00	668.33	668.33	0.00
Paydown	12/15/2020	65479GAD1	308,663.72	Nissan Auto Receivables Trust 2018-B A3 3.06% Due 3/15/2023	100.000		308,663.72	9,846.47	318,510.19	0.00
Paydown	12/15/2020	65479JAD5	0.00	Nissan Auto Receivables Owner 2019-C A3 1.93% Due 7/15/2024	100.000		0.00	7,687.83	7,687.83	0.00
Paydown	12/15/2020	89236XAC0	0.00	Toyota Auto Receivables 2020-D A3 0.35% Due 1/15/2025	100.000		0.00	768.54	768.54	0.00
Paydown	12/15/2020	89238TAD5	377,646.77	Toyota Auto Receivables Trust 2018-B A3 2.96% Due 9/15/2022	100.000		377,646.77	8,781.08	386,427.85	0.00
Paydown	12/18/2020	43813KAC6	0.00	Honda Auto Receivables Trust 2020-3 A3 0.37% Due 10/18/2024	100.000		0.00	1,032.92	1,032.92	0.00
Paydown	12/18/2020	43814WAB1	47,833.47	Honda Auto Receivables Trust 2019-1 A2 2.75% Due 9/20/2021	100.000		47,833.47	109.62	47,943.09	0.00
Paydown	12/21/2020	43815HAC1	420,243.47	Honda Auto Receivables Trust 2018-3 A3 2.95% Due 8/22/2022	100.000		420,243.47	10,163.79	430,407.26	0.00
Paydown	12/21/2020	92348AAA3	0.00	Verizon Owner Trust 2019-C A1A 1.94% Due 4/22/2024	100.000		0.00	4,938.92	4,938.92	0.00



Transaction Type	Settlement Date	CUSIP	Quantity	Security Description	Price	Acq/Disp Yield	Amount	Interest Pur/Sold	Total Amount	Gain/Loss
DISPOSITIONS										
Paydown	12/28/2020	3137B4WB8	0.00	FHLMC K033 A2Due 7/25/2023	100.000		0.00	16,689.75	16,689.75	0.00
Paydown	12/28/2020	3137B5JM6	0.00	FHLMC K034 A2 3.531% Due 7/25/2023	100.000		0.00	7,356.25	7,356.25	0.00
Paydown	12/28/2020	3137B7MZ9	0.00	FHLMC K036 A2Due 10/25/2023	100.000		0.00	28,363.28	28,363.28	0.00
Paydown	12/28/2020	3137BM6P6	0.00	FHLMC K721 A2Due 8/25/2022	100.000		0.00	26,393.75	26,393.75	0.00
Paydown	12/28/2020	3137BYPQ7	8,389.57	FHLMC K726 A2 2.905% Due 4/25/2024	100.000		8,389.57	20,165.24	28,554.81	0.00
Subtotal			6,321,512.65				6,321,512.65	520,589.20	6,842,101.85	0.00
Maturity	10/01/2020	13063DDE5	8,000,000.00	California State TE-GO 2.3% Due 10/1/2020	100.000		8,000,000.00	0.00	8,000,000.00	0.00
Maturity	10/01/2020	594918AH7	3,817,000.00	Microsoft Note 3% Due 10/1/2020	100.000		3,817,000.00	0.00	3,817,000.00	0.00
Maturity	11/03/2020	00440EAT4	5,975,000.00	Chubb INA Holdings Inc Callable Note Cont 10/3/2020 2.3% Due 11/3/2020	100.000		5,975,000.00	0.00	5,975,000.00	0.00
Maturity	11/09/2020	4581X0CD8	4,000,000.00	Inter-American Dev Bank Note 2.125% Due 11/9/2020	100.000		4,000,000.00	0.00	4,000,000.00	0.00
Maturity	12/11/2020	3130AD4X7	3,000,000.00	FHLB Note 2% Due 12/11/2020	100.000		3,000,000.00	0.00	3,000,000.00	0.00
Maturity	12/11/2020	313371U79	8,000,000.00	FHLB Note 3.125% Due 12/11/2020	100.000		8,000,000.00	0.00	8,000,000.00	0.00
Maturity	12/14/2020	92826CAB8	4,000,000.00	Visa Inc Callable Note Cont 11/14/2020 2.2% Due 12/14/2020	100.000		4,000,000.00	0.00	4,000,000.00	0.00
Subtotal			36,792,000.00				36,792,000.00	0.00	36,792,000.00	0.00
Security Withdrawal	11/04/2020	90LAIF\$00	3,500,000.00	Local Agency Investment Fund State Pool	1.000		3,500,000.00	0.00	3,500,000.00	0.00
Subtotal			3,500,000.00				3,500,000.00	0.00	3,500,000.00	0.00
TOTAL DISPOSITIONS			48,613,512.65				48,623,832.65	531,964.20	49,155,796.85	12,050.45



CUSIP	Security Description	Trade Date Settle Date Units	Book Value: Begin Book Value: Acq Book Value: Disp Book Value: End	Prior Accrued Inc. Received Ending Accrued Total Interest	Accr. Of Discount Amort. Of Premium Net Accret/Amort Income Earned	Total Income
FIXED INCOME						
02665WCJ8	American Honda Finance Note 3.45% Due 07/14/2023	Various Various 5,070,000.00	5,071,648.83 0.00 0.00 5,071,595.30	66,564.88 0.00 81,141.13 14,576.25	0.00 53.53 (53.53) 14,522.72	14,522.72
02665WCQ2	American Honda Finance Note 3.625% Due 10/10/2023	10/03/2018 10/10/2018 1,000,000.00	999,531.62 0.00 0.00 999,545.54	5,135.42 0.00 8,156.25 3,020.83	13.92 0.00 13.92 3,034.75	3,034.75
037833AR1	Apple Inc Note 2.85% Due 05/06/2021	06/30/2017 06/30/2017 3,000,000.00	3,010,252.06 0.00 0.00 3,008,214.79	5,937.50 0.00 13,062.50 7,125.00	0.00 2,037.27 (2,037.27) 5,087.73	5,087.73
06051GHF9	Bank of America Corp Callable Note 1X 3/5/2023 3.55% Due 03/05/2024	Various Various 8,310,000.00	8,363,560.14 0.00 0.00 8,362,164.87	70,473.42 0.00 95,057.17 24,583.75	0.00 1,395.27 (1,395.27) 23,188.48	23,188.48
06406RAG2	Bank of NY Mellon Corp Note 3.5% Due 04/28/2023	Various Various 4,280,000.00	4,316,182.51 0.00 0.00 4,314,904.99	13,731.67 0.00 26,215.00 12,483.33	0.00 1,277.52 (1,277.52) 11,205.81	11,205.81
06406RAJ6	Bank of NY Mellon Corp Note 3.45% Due 08/11/2023	Various Various 2,750,000.00	2,762,174.09 0.00 0.00 2,761,790.17	28,989.59 0.00 36,895.84 7,906.25	144.13 528.05 (383.92) 7,522.33	7,522.33
084670BR8	Berkshire Hathaway Callable Note Cont 1/15/2023 2.75% Due 03/15/2023	Various Various 4,232,000.00	4,172,143.76 0.00 0.00 4,174,368.63	24,569.11 0.00 34,267.44 9,698.33	2,224.87 0.00 2,224.87 11,923.20	11,923.20
13063DRK6	California State Taxable GO 2.4% Due 10/01/2024	10/16/2019 10/24/2019 4,475,000.00	4,554,771.09 0.00 0.00 4,553,004.73	17,900.00 0.00 26,850.00 8,950.00	0.00 1,766.36 (1,766.36) 7,183.64	7,183.64
14913Q3B3	Caterpillar Finl Service Note 2.15% Due 11/08/2024	Various Various 8,820,000.00	8,857,881.67 0.00 0.00 8,857,065.04	12,115.25 0.00 27,917.75 15,802.50	0.00 816.63 (816.63) 14,985.87	14,985.87



Account #10597

As of December 31, 2020

CUSIP	Security Description	Trade Date Settle Date Units	Book Value: Begin Book Value: Acq Book Value: Disp Book Value: End	Prior Accrued Inc. Received Ending Accrued Total Interest	Accr. Of Discount Amort. Of Premium Net Accret/Amort Income Earned	Total Income
24422ETG4	John Deere Capital Corp Note 2.8% Due 03/06/2023	Various Various 6,268,000.00	6,175,919.42 0.00 0.00 6,179,379.42	41,438.44 0.00 56,063.77 14,625.33	3,460.00 0.00 3,460.00 18,085.33	18,085.33
3130A0F70	FHLB Note 3.375% Due 12/08/2023	12/28/2018 12/31/2018 7,000,000.00	7,118,769.07 0.00 0.00 7,115,428.02	113,531.25 118,125.00 15,093.75 19,687.50	0.00 3,341.05 (3,341.05) 16,346.45	16,346.45
3130A0XD7	FHLB Note 2.375% Due 03/12/2021	02/22/2019 02/25/2019 7,450,000.00	7,446,651.29 0.00 0.00 7,447,679.12	38,827.95 0.00 53,572.74 14,744.79	1,027.83 0.00 1,027.83 15,772.62	15,772.62
3130A0XE5	FHLB Note 3.25% Due 03/08/2024	02/27/2019 02/28/2019 8,000,000.00	8,160,765.69 0.00 0.00 8,156,588.21	59,944.44 0.00 81,611.11 21,666.67	0.00 4,177.48 (4,177.48) 17,489.19	17,489.19
3130A1XJ2	FHLB Note 2.875% Due 06/14/2024	Various Various 11,175,000.00	11,422,269.30 0.00 0.00 11,416,331.77	149,038.80 160,640.63 15,171.61 26,773.44	0.00 5,937.53 (5,937.53) 20,835.91	20,835.91
3130A2UW4	FHLB Note 2.875% Due 09/13/2024	09/13/2019 09/16/2019 9,350,000.00	9,716,894.10 0.00 0.00 9,708,664.21	58,242.71 0.00 80,643.75 22,401.04	0.00 8,229.89 (8,229.89) 14,171.15	14,171.15
3130AAUF3	FHLB Note 2.75% Due 03/13/2026	07/30/2019 07/31/2019 5,430,000.00	5,599,401.80 0.00 0.00 5,596,678.02	32,353.75 0.00 44,797.50 12,443.75	0.00 2,723.78 (2,723.78) 9,719.97	9,719.97
3130AB3H7	FHLB Note 2.375% Due 03/08/2024	04/29/2019 04/30/2019 3,000,000.00	3,000,141.22 0.00 0.00 3,000,137.55	16,427.08 0.00 22,364.58 5,937.50	0.00 3.67 (3.67) 5,933.83	5,933.83
3130AD4X7	FHLB Note Due 12/11/2020	04/04/2018 04/04/2018 0.00	2,999,645.62 0.00 3,000,000.00 0.00	28,333.33 30,000.00 0.00 1,666.67	354.38 0.00 354.38 2,021.05	2,021.05



CUSIP	Security Description	Trade Date Settle Date Units	Book Value: Begin Book Value: Acq Book Value: Disp Book Value: End	Prior Accrued Inc. Received Ending Accrued Total Interest	Accr. Of Discount Amort. Of Premium Net Accret/Amort Income Earned	Total Income
3130ADRG9	FHLB Note 2.75% Due 03/10/2023	01/16/2019 01/17/2019 7,000,000.00	7,006,059.97 0.00 0.00 7,005,833.36	43,312.50 0.00 59,354.17 16,041.67	0.00 226.61 (226.61) 15,815.06	15,815.06
3130AF5B9	FHLB Note 3% Due 10/12/2021	10/18/2018 10/19/2018 8,000,000.00	7,995,996.69 0.00 0.00 7,996,390.67	32,666.67 0.00 52,666.67 20,000.00	393.98 0.00 393.98 20,393.98	20,393.98
3130AGFP5	FHLB Note 2.5% Due 06/12/2026	07/30/2019 07/31/2019 5,000,000.00	5,089,558.91 0.00 0.00 5,088,183.81	58,680.56 62,500.00 6,597.22 10,416.66	0.00 1,375.10 (1,375.10) 9,041.56	9,041.56
313371U79	FHLB Note Due 12/11/2020	01/30/2019 01/31/2019 0.00	8,001,054.12 0.00 8,000,000.00 0.00	118,055.56 125,000.00 0.00 6,944.44	0.00 1,054.12 (1,054.12) 5,890.32	5,890.32
313380GJ0	FHLB Note 2% Due 09/09/2022	10/10/2019 10/11/2019 10,000,000.00	10,077,226.50 0.00 0.00 10,073,526.32	45,555.56 0.00 62,222.22 16,666.66	0.00 3,700.18 (3,700.18) 12,966.48	12,966.48
313383YJ4	FHLB Note 3.375% Due 09/08/2023	10/29/2018 10/31/2018 7,000,000.00	7,052,408.92 0.00 0.00 7,050,801.92	54,468.75 0.00 74,156.25 19,687.50	0.00 1,607.00 (1,607.00) 18,080.50	18,080.50
313383ZU8	FHLB Note 3% Due 09/10/2021	09/07/2018 09/10/2018 5,000,000.00	5,006,636.04 0.00 0.00 5,005,909.12	33,750.00 0.00 46,250.00 12,500.00	0.00 726.92 (726.92) 11,773.08	11,773.08
3133EH7F4	FFCB Note 2.35% Due 01/17/2023	01/17/2018 01/17/2018 3,000,000.00	3,000,000.00 0.00 0.00 3,000,000.00	26,241.67 0.00 32,116.67 5,875.00	0.00 0.00 0.00 5,875.00	5,875.00
3135G05X7	FNMA Note 0.375% Due 08/25/2025	Various Various 13,000,000.00	11,568,480.59 1,376,453.40 0.00 12,945,889.31	11,377.92 (1,581.25) 16,791.67 3,832.50	955.32 0.00 955.32 4,787.82	4,787.82



Account #10597

As of December 31, 2020

CUSIP	Security Description	Trade Date Settle Date Units	Book Value: Begin Book Value: Acq Book Value: Disp Book Value: End	Prior Accrued Inc. Received Ending Accrued Total Interest	Accr. Of Discount Amort. Of Premium Net Accret/Amort Income Earned	Total Income
3135G05Y5	FNMA Note 0.75% Due 10/08/2027	Various Various 6,700,000.00	4,189,125.59 2,506,377.75 0.00 6,695,567.81	4,544.58 (3,548.75) 11,445.84 3,352.51	72.78 8.31 64.47 3,416.98	3,416.98
3135G06G3	FNMA Note 0.5% Due 11/07/2025	Various Various 12,900,000.00	11,160,322.35 1,704,913.00 0.00 12,865,876.67	2,955.56 (826.39) 8,779.16 4,997.21	682.58 41.26 641.32 5,638.53	5,638.53
3135G0S38	FNMA Note 2% Due 01/05/2022	07/30/2018 07/31/2018 2,150,000.00	2,130,605.42 0.00 0.00 2,132,108.50	17,438.89 0.00 21,022.22 3,583.33	1,503.08 0.00 1,503.08 5,086.41	5,086.41
3135G0T45	FNMA Note 1.875% Due 04/05/2022	07/30/2018 07/31/2018 6,000,000.00	5,923,875.00 0.00 0.00 5,928,691.07	17,500.00 0.00 26,875.00 9,375.00	4,816.07 0.00 4,816.07 14,191.07	14,191.07
3135G0U43	FNMA Note 2.875% Due 09/12/2023	09/12/2018 09/14/2018 8,205,000.00	8,186,280.09 0.00 0.00 8,186,851.84	51,765.57 0.00 71,423.39 19,657.82	571.75 0.00 571.75 20,229.57	20,229.57
3135G0V75	FNMA Note 1.75% Due 07/02/2024	07/16/2019 07/17/2019 8,250,000.00	8,189,984.30 0.00 0.00 8,191,405.60	59,755.21 0.00 71,786.46 12,031.25	1,421.30 0.00 1,421.30 13,452.55	13,452.55
3135G0W66	FNMA Note 1.625% Due 10/15/2024	Various Various 7,590,000.00	7,595,554.26 0.00 0.00 7,595,432.49	15,759.80 0.00 26,037.92 10,278.12	133.40 255.17 (121.77) 10,156.35	10,156.35
3135G0X24	FNMA Note 1.625% Due 01/07/2025	Various Various 13,785,000.00	13,962,021.08 0.00 0.00 13,958,357.77	89,602.50 0.00 108,269.69 18,667.19	259.43 3,922.74 (3,663.31) 15,003.88	15,003.88
3137B4WB8	FHLMC K033 A2 3.06% Due 07/25/2023	Various Various 6,545,000.00	6,569,118.12 0.00 0.00 6,568,344.15	3,337.95 16,689.75 3,337.95 16,689.75	0.00 773.97 (773.97) 15,915.78	15,915.78



Account #10597

As of December 31, 2020

CUSIP	Security Description	Trade Date Settle Date Units	Book Value: Begin Book Value: Acq Book Value: Disp Book Value: End	Prior Accrued Inc. Received Ending Accrued Total Interest	Accr. Of Discount Amort. Of Premium Net Accret/Amort Income Earned	Total Income
3137B5JM6	FHLMC K034 A2 3.531% Due 07/25/2023	Various Various 2,500,000.00	2,571,091.35 0.00 0.00 2,568,809.95	7,356.25 7,356.25 7,356.25 7,356.25	0.00 2,281.40 (2,281.40) 5,074.85	5,074.85
3137B7MZ9	FHLMC K036 A2 3.527% Due 10/25/2023	Various Various 9,650,000.00	9,908,389.51 0.00 0.00 9,900,818.55	5,672.60 28,363.28 5,672.60 28,363.28	0.00 7,570.96 (7,570.96) 20,792.32	20,792.32
3137BM6P6	FHLMC K721 A2 3.09% Due 08/25/2022	Various Various 10,250,000.00	10,401,003.84 0.00 0.00 10,393,597.00	26,393.75 26,393.75 26,393.75 26,393.75	0.00 7,406.84 (7,406.84) 18,986.91	18,986.91
3137BYPQ7	FHLMC K726 A2 2.905% Due 04/25/2024	04/22/2019 04/25/2019 8,321,483.35	8,370,319.60 0.00 8,389.57 8,360,879.96	20,165.23 20,165.24 20,144.92 20,144.93	0.00 1,050.07 (1,050.07) 19,094.86	19,094.86
3137EAEN5	FHLMC Note 2.75% Due 06/19/2023	07/20/2018 07/23/2018 6,000,000.00	5,984,368.53 0.00 0.00 5,984,889.58	74,250.00 82,500.00 5,500.00 13,750.00	521.05 0.00 521.05 14,271.05	14,271.05
3137EAEP0	FHLMC Note 1.5% Due 02/12/2025	02/13/2020 02/14/2020 15,235,000.00	15,225,139.57 0.00 0.00 15,225,338.84	69,192.29 0.00 88,236.04 19,043.75	199.27 0.00 199.27 19,243.02	19,243.02
3137EAEX3	FHLMC Note 0.375% Due 09/23/2025	Various Various 13,000,000.00	7,907,007.48 5,055,347.70 0.00 12,962,887.09	5,451.88 (4,330.63) 13,000.00 3,217.49	531.91 0.00 531.91 3,749.40	3,749.40
3137EAFA2	FHLMC Note 0.25% Due 12/04/2023	12/02/2020 12/04/2020 9,225,000.00	0.00 9,215,867.25 0.00 9,216,100.78	0.00 0.00 1,729.69 1,729.69	233.53 0.00 233.53 1,963.22	1,963.22
369550BE7	General Dynamics Corp Note 3% Due 05/11/2021	Various Various 5,100,000.00	5,100,098.10 0.00 0.00 5,100,079.21	8,500.00 0.00 21,250.00 12,750.00	347.02 365.91 (18.89) 12,731.11	12,731.11



CUSIP	Security Description	Trade Date Settle Date Units	Book Value: Begin Book Value: Acq Book Value: Disp Book Value: End	Prior Accrued Inc. Received Ending Accrued Total Interest	Accr. Of Discount Amort. Of Premium Net Accret/Amort Income Earned	Total Income
404280BA6	HSBC Holdings PLC Note 3.6% Due 05/25/2023	Various Various 7,000,000.00	6,962,493.41 0.00 0.00 6,963,778.17	4,200.00 0.00 25,200.00 21,000.00	1,611.92 327.16 1,284.76 22,284.76	22,284.76
404280BS7	HSBC Holdings PLC Callable Note 1X 5/18/2023 3.95% Due 05/18/2024	Various Various 1,955,000.00	2,036,305.76 0.00 0.00 2,034,311.71	2,788.59 0.00 9,223.80 6,435.21	0.00 1,994.05 (1,994.05) 4,441.16	4,441.16
43813KAC6	Honda Auto Receivables Trust 2020-3 A3 0.37% Due 10/18/2024	09/22/2020 09/29/2020 3,350,000.00	3,349,534.97 0.00 0.00 3,349,548.29	447.60 1,032.92 447.60 1,032.92	13.32 0.00 13.32 1,046.24	1,046.24
43814WAB1	Honda Auto Receivables Trust 2019-1 A2 Due 09/20/2021	02/19/2019 02/27/2019 0.00	47,832.51 0.00 47,833.47 0.00	47.50 109.62 0.00 62.12	0.96 0.00 0.96 63.08	63.08
43815HAC1	Honda Auto Receivables Trust 2018-3 A3 2.95% Due 08/22/2022	Various Various 3,714,179.05	4,148,733.72 0.00 420,243.47 3,726,401.95	3,387.93 10,163.79 3,043.57 9,819.43	15.67 2,103.97 (2,088.30) 7,731.13	7,731.13
43815NAC8	Honda Auto Receivables Trust 2019-3 A3 1.78% Due 08/15/2023	10/23/2019 10/25/2019 6,455,000.00	6,450,871.97 0.00 0.00 6,451,067.94	5,106.62 9,574.91 5,106.62 9,574.91	195.97 0.00 195.97 9,770.88	9,770.88
44891RAC4	Hyundai Auto Receivables Trust 2020-C A3 0.38% Due 05/15/2025	10/20/2020 10/28/2020 3,350,000.00	3,349,250.26 0.00 0.00 3,349,270.11	565.78 1,060.83 565.78 1,060.83	19.85 0.00 19.85 1,080.68	1,080.68
4581X0CZ9	Inter-American Dev Bank Note 1.75% Due 09/14/2022	08/21/2018 08/23/2018 5,000,000.00	4,906,354.69 0.00 0.00 4,910,807.15	18,715.28 0.00 26,006.94 7,291.66	4,452.46 0.00 4,452.46 11,744.12	11,744.12
459058JL8	Intl. Bank Recon & Development Note 0.5% Due 10/28/2025	10/21/2020 10/28/2020 5,915,000.00	5,908,440.50 0.00 0.00 5,908,553.98	2,711.04 0.00 5,175.63 2,464.59	113.48 0.00 113.48 2,578.07	2,578.07



CUSIP	Security Description	Trade Date Settle Date Units	Book Value: Begin Book Value: Acq Book Value: Disp Book Value: End	Prior Accrued Inc. Received Ending Accrued Total Interest	Accr. Of Discount Amort. Of Premium Net Accret/Amort Income Earned	Total Income
45950KCM0	International Finance Corp Note 2.25% Due 01/25/2021	Various Various 4,000,000.00	3,997,908.25 0.00 0.00 3,999,087.23	31,500.00 0.00 39,000.00 7,500.00	1,178.98 0.00 1,178.98 8,678.98	8,678.98
477870AC3	John Deere Owner Trust 2019-B A3 2.21% Due 12/15/2023	07/16/2019 07/24/2019 2,305,000.00	2,304,661.88 0.00 0.00 2,304,671.33	2,264.02 4,245.04 2,264.02 4,245.04	9.45 0.00 9.45 4,254.49	4,254.49
47788EAC2	John Deere Owner Trust 2018-B A3 3.08% Due 11/15/2022	Various Various 2,512,011.71	2,762,557.07 0.00 246,138.19 2,515,851.31	3,775.60 7,079.25 3,438.66 6,742.31	8.83 576.40 (567.57) 6,174.74	6,174.74
47789KAC7	John Deere Owner Trust 2020-A A3 1.1% Due 08/15/2024	03/04/2020 03/11/2020 3,650,000.00	3,649,813.52 0.00 0.00 3,649,817.79	1,784.44 3,345.83 1,784.44 3,345.83	4.27 0.00 4.27 3,350.10	3,350.10
48128BAB7	JP Morgan Chase & Co Callable Note 1X 1/15/2022 2.972% Due 01/15/2023	Various Various 7,750,000.00	7,715,503.59 0.00 0.00 7,716,055.86	87,013.56 0.00 106,207.73 19,194.17	2,309.47 1,757.20 552.27 19,746.44	19,746.44
58769EAC2	Mercedes-Benz Auto Lease Trust 2020-B A3 0.4% Due 11/15/2023	09/15/2020 09/23/2020 2,005,000.00	2,004,906.66 0.00 0.00 2,004,910.39	356.44 668.33 356.44 668.33	3.73 0.00 3.73 672.06	672.06
594918BP8	Microsoft Callable Note Cont 7/8/2021 1.55% Due 08/08/2021	06/30/2017 06/30/2017 2,000,000.00	1,994,500.00 0.00 0.00 1,995,182.00	9,730.56 0.00 12,313.89 2,583.33	682.00 0.00 682.00 3,265.33	3,265.33
65479GAD1	Nissan Auto Receivables Trust 2018-B A3 3.06% Due 03/15/2023	Various Various 3,552,696.94	3,871,373.18 0.00 308,663.72 3,561,261.53	5,251.45 9,846.47 4,831.67 9,426.69	3.88 1,451.81 (1,447.93) 7,978.76	7,978.76
65479JAD5	Nissan Auto Receivables Owner 2019-C A3 1.93% Due 07/15/2024	10/16/2019 10/23/2019 4,780,000.00	4,779,806.81 0.00 0.00 4,779,811.34	4,100.18 7,687.83 4,100.18 7,687.83	4.53 0.00 4.53 7,692.36	7,692.36



Account #10597

As of December 31, 2020

CUSIP	Security Description	Trade Date Settle Date Units	Book Value: Begin Book Value: Acq Book Value: Disp Book Value: End	Prior Accrued Inc. Received Ending Accrued Total Interest	Accr. Of Discount Amort. Of Premium Net Accret/Amort Income Earned	Total Income
68389XBK0	Oracle Corp Callable Note Cont 8/15/2021 1.9% Due 09/15/2021	04/11/2019 04/15/2019 7,000,000.00	6,959,680.00 0.00 0.00 6,964,020.00	28,077.78 0.00 39,161.11 11,083.33	4,340.00 0.00 4,340.00 15,423.33	15,423.33
69353RFE3	PNC Bank Callable Note Cont 6/28/2022 2.45% Due 07/28/2022	Various Various 5,640,000.00	5,585,899.78 0.00 0.00 5,588,655.24	47,211.51 0.00 58,726.51 11,515.00	3,182.73 427.27 2,755.46 14,270.46	14,270.46
69371RP59	Paccar Financial Corp Note 3.4% Due 08/09/2023	08/06/2018 08/09/2018 4,095,000.00	4,094,098.00 0.00 0.00 4,094,126.50	43,316.00 0.00 54,918.50 11,602.50	28.50 0.00 28.50 11,631.00	11,631.00
69371RQ25	Paccar Financial Corp Note 2.15% Due 08/15/2024	08/08/2019 08/15/2019 2,465,000.00	2,460,965.70 0.00 0.00 2,461,058.13	15,604.82 0.00 20,021.28 4,416.46	92.43 0.00 92.43 4,508.89	4,508.89
78012KKU0	Royal Bank of Canada Note 2.5% Due 01/19/2021	Various Various 6,567,000.00	6,561,886.03 0.00 0.00 6,565,121.40	60,197.50 0.00 73,878.75 13,681.25	3,235.37 0.00 3,235.37 16,916.62	16,916.62
78013XZU5	Royal Bank of Canada Note 2.55% Due 07/16/2024	12/05/2019 12/09/2019 3,054,000.00	3,087,434.00 0.00 0.00 3,086,650.58	29,203.88 0.00 35,693.63 6,489.75	0.00 783.42 (783.42) 5,706.33	5,706.33
808513AT2	Charles Schwab Corp Callable Note Cont 12/25/2022 2.65% Due 01/25/2023	Various Various 5,580,000.00	5,506,912.23 0.00 0.00 5,509,798.50	51,754.50 0.00 64,076.99 12,322.49	2,886.27 0.00 2,886.27 15,208.76	15,208.76
857477AV5	State Street Bank Note 1.95% Due 05/19/2021	Various Various 4,916,000.00	4,895,802.17 0.00 0.00 4,899,507.10	3,195.40 0.00 11,183.90 7,988.50	3,704.93 0.00 3,704.93 11,693.43	11,693.43
89114QC48	Toronto Dominion Bank Note 3.5% Due 07/19/2023	07/27/2018 07/31/2018 5,000,000.00	4,992,326.35 0.00 0.00 4,992,574.15	64,166.67 0.00 78,750.00 14,583.33	247.80 0.00 247.80 14,831.13	14,831.13



Account #10597

As of December 31, 2020

CUSIP	Security Description	Trade Date Settle Date Units	Book Value: Begin Book Value: Acq Book Value: Disp Book Value: End	Prior Accrued Inc. Received Ending Accrued Total Interest	Accr. Of Discount Amort. Of Premium Net Accret/Amort Income Earned	Total Income
89114QCB2	Toronto Dominion Bank Note 3.25% Due 03/11/2024	03/26/2019 03/28/2019 1,500,000.00	1,512,548.09 0.00 0.00 1,512,222.85	10,833.33 0.00 14,895.83 4,062.50	0.00 325.24 (325.24) 3,737.26	3,737.26
89236TDP7	Toyota Motor Credit Corp Note 2.6% Due 01/11/2022	Various Various 6,750,000.00	6,711,411.64 0.00 0.00 6,714,358.04	68,250.00 0.00 82,875.00 14,625.00	2,946.40 0.00 2,946.40 17,571.40	17,571.40
89236XAC0	Toyota Auto Receivables 2020-D A3 0.35% Due 01/15/2025	10/06/2020 10/13/2020 2,635,000.00	2,634,524.57 0.00 0.00 2,634,534.36	409.89 768.54 409.89 768.54	9.79 0.00 9.79 778.33	778.33
89238TAD5	Toyota Auto Receivables Trust 2018-B A3 2.96% Due 09/15/2022	Various Various 3,182,247.57	3,581,791.12 0.00 377,646.77 3,200,892.23	4,683.24 8,781.08 4,186.42 8,284.26	0.00 3,252.12 (3,252.12) 5,032.14	5,032.14
90331HPL1	US Bank NA Callable Note Cont 12/21/2024 2.05% Due 01/21/2025	01/16/2020 01/21/2020 9,485,000.00	9,468,280.23 0.00 0.00 9,468,623.03	70,215.35 0.00 86,418.89 16,203.54	342.80 0.00 342.80 16,546.34	16,546.34
9128283D0	US Treasury Note 2.25% Due 10/31/2024	07/05/2019 07/08/2019 11,000,000.00	11,150,923.86 0.00 0.00 11,147,652.09	21,194.75 0.00 42,389.50 21,194.75	0.00 3,271.77 (3,271.77) 17,922.98	17,922.98
9128283V0	US Treasury Note 2.5% Due 01/31/2025	07/30/2019 07/31/2019 11,000,000.00	11,269,918.97 0.00 0.00 11,264,421.27	91,915.76 0.00 115,081.52 23,165.76	0.00 5,497.70 (5,497.70) 17,668.06	17,668.06
912828B66	US Treasury Note 2.75% Due 02/15/2024	Various Various 11,000,000.00	11,178,336.36 0.00 0.00 11,173,615.24	88,777.17 0.00 114,259.51 25,482.34	0.00 4,721.12 (4,721.12) 20,761.22	20,761.22
912828D56	US Treasury Note 2.375% Due 08/15/2024	Various Various 10,750,000.00	11,059,842.12 0.00 0.00 11,052,743.00	74,928.66 0.00 96,435.97 21,507.31	0.00 7,099.12 (7,099.12) 14,408.19	14,408.19



Account #10597

As of December 31, 2020

CUSIP	Security Description	Trade Date Settle Date Units	Book Value: Begin Book Value: Acq Book Value: Disp Book Value: End	Prior Accrued Inc. Received Ending Accrued Total Interest	Accr. Of Discount Amort. Of Premium Net Accret/Amort Income Earned	Total Income
912828L57	US Treasury Note 1.75% Due 09/30/2022	09/07/2018 09/10/2018 8,000,000.00	7,857,497.47 0.00 0.00 7,864,110.61	23,846.15 0.00 35,769.23 11,923.08	6,613.14 0.00 6,613.14 18,536.22	18,536.22
912828N30	US Treasury Note 2.125% Due 12/31/2022	10/03/2018 10/04/2018 8,000,000.00	7,867,987.41 0.00 0.00 7,873,372.14	71,141.30 85,000.00 469.61 14,328.31	5,384.73 0.00 5,384.73 19,713.04	19,713.04
912828N89	US Treasury Note 1.375% Due 01/31/2021	01/28/2020 01/29/2020 10,000,000.00	9,997,345.24 0.00 0.00 9,998,694.38	45,957.88 0.00 57,540.76 11,582.88	1,349.14 0.00 1,349.14 12,932.02	12,932.02
912828Q37	US Treasury Note 1.25% Due 03/31/2021	01/22/2020 01/23/2020 10,000,000.00	9,989,823.90 0.00 0.00 9,992,452.73	21,291.21 0.00 31,936.81 10,645.60	2,628.83 0.00 2,628.83 13,274.43	13,274.43
912828T34	US Treasury Note 1.125% Due 09/30/2021	11/26/2019 11/27/2019 7,000,000.00	6,971,562.09 0.00 0.00 6,974,471.58	13,413.46 0.00 20,120.19 6,706.73	2,909.49 0.00 2,909.49 9,616.22	9,616.22
912828T91	US Treasury Note 1.625% Due 10/31/2023	05/29/2019 05/30/2019 10,000,000.00	9,881,360.30 0.00 0.00 9,884,816.91	13,915.75 0.00 27,831.49 13,915.74	3,456.61 0.00 3,456.61 17,372.35	17,372.35
912828V23	US Treasury Note 2.25% Due 12/31/2023	06/21/2019 06/24/2019 10,000,000.00	10,133,885.48 0.00 0.00 10,130,196.19	94,157.61 112,500.00 621.55 18,963.94	0.00 3,689.29 (3,689.29) 15,274.65	15,274.65
912828X70	US Treasury Note 2% Due 04/30/2024	Various Various 11,000,000.00	11,033,004.66 0.00 0.00 11,032,183.52	18,839.78 0.00 37,679.55 18,839.77	0.00 821.14 (821.14) 18,018.63	18,018.63
912828XG0	US Treasury Note 2.125% Due 06/30/2022	09/11/2019 09/12/2019 10,000,000.00	10,079,476.52 0.00 0.00 10,075,199.14	88,926.63 106,250.00 587.02 17,910.39	0.00 4,277.38 (4,277.38) 13,633.01	13,633.01



Account #10597

As of December 31, 2020

CUSIP	Security Description	Trade Date Settle Date Units	Book Value: Begin Book Value: Acq Book Value: Disp Book Value: End	Prior Accrued Inc. Received Ending Accrued Total Interest	Accr. Of Discount Amort. Of Premium Net Accret/Amort Income Earned	Total Income
912828XX3	US Treasury Note 2% Due 06/30/2024	Various Various 11,000,000.00	11,097,963.03 0.00 0.00 11,095,639.50	92,065.22 110,000.00 607.73 18,542.51	0.00 2,323.53 (2,323.53) 16,218.98	16,218.98
912828ZC7	US Treasury Note 1.125% Due 02/28/2025	03/18/2020 03/19/2020 11,250,000.00	11,398,896.05 0.00 0.00 11,395,918.13	32,165.06 0.00 43,003.28 10,838.22	0.00 2,977.92 (2,977.92) 7,860.30	7,860.30
92348AAA3	Verizon Owner Trust 2019-C A1A 1.94% Due 04/22/2024	10/01/2019 10/08/2019 3,055,000.00	3,054,824.13 0.00 0.00 3,054,828.53	1,810.94 4,938.92 1,810.94 4,938.92	4.40 0.00 4.40 4,943.32	4,943.32
92826CAB8	Visa Inc Callable Note Cont 11/14/2020 Due 12/14/2020	03/28/2018 03/28/2018 0.00	3,999,283.43 0.00 4,000,000.00 0.00	40,822.22 44,000.00 0.00 3,177.78	716.57 0.00 716.57 3,894.35	3,894.35
931142EK5	Wal-Mart Stores Callable Note Cont 5/26/2023 3.4% Due 06/26/2023	Various Various 6,575,000.00	6,642,770.43 0.00 0.00 6,640,451.57	96,250.69 111,775.00 3,104.86 18,629.17	0.00 2,318.86 (2,318.86) 16,310.31	16,310.31
Total Fixed Income			604,879,439.32 19,858,959.10 16,408,915.19 608,289,408.47	3,299,592.54 1,306,275.24 3,110,810.83 1,117,493.53	74,576.30 114,651.06 (40,074.76) 1,077,418.77	1,077,418.77
CASH & EQUIVALENT						
55380THN3	MUFG Bank Yankee CD 0.22% Due 01/26/2021	12/23/2020 12/23/2020 4,000,000.00	0.00 4,000,037.19 0.00 4,000,027.35	0.00 (2,908.89) 3,128.89 220.00	0.00 9.84 (9.84) 210.16	210.16
60934N807	Federated Investors Govt Oblig Fund Inst.	Various Various 1,386,633.20	3,559,560.62 18,509,643.57 20,682,570.99 1,386,633.20	0.00 33.37 0.00 33.37	0.00 0.00 0.00 33.37	33.37

Income Earned

As of December 31, 2020



CUSIP	Security Description	Trade Date Settle Date Units	Book Value: Begin Book Value: Acq Book Value: Disp Book Value: End	Prior Accrued Inc. Received Ending Accrued Total Interest	Accr. Of Discount Amort. Of Premium Net Accret/Amort Income Earned	Total Income
89114NYD1	Toronto Dominion Bank NY Yankee CD 0.25% Due 03/23/2021	12/23/2020 12/23/2020 6,000,000.00	0.00 5,999,999.97 0.00 5,999,999.97	0.00 (41.67) 416.67 375.00	0.00 0.00 0.00 375.00	375.00
			3,559,560.62	0.00	0.00	
			28,509,680.73	(2,917.19)	9.84	
			20,682,570.99	3,545.56	(9.84)	
Total Cash & Equivalent		11,386,633.20	11,386,660.52	628.37	618.53	618.53
LOCAL AGENCY INVESTMENT FUND						
90LAIF\$00	Local Agency Investment Fund State Pool	01/15/2019 01/15/2019 72,158,835.11	66,158,835.11 6,000,000.00 0.00 72,158,835.11	64,188.23 0.00 97,310.27 33,122.04	0.00 0.00 0.00 33,122.04	33,122.04
			66,158,835.11	64,188.23	0.00	
			6,000,000.00	0.00	0.00	
			0.00	97,310.27	0.00	
Total Local Agency Investment Fund		72,158,835.11	72,158,835.11	33,122.04	33,122.04	33,122.04
			674,597,835.05	3,363,780.77	74,576.30	
			54,368,639.83	1,303,358.05	114,660.90	
			37,091,486.18	3,211,666.66	(40,084.60)	
TOTAL PORTFOLIO		689,355,086.93	691,834,904.10	1,151,243.94	1,111,159.34	1,111,159.34

Cash Flow Report

As of December 31, 2020



Payment Date	Transaction Type	CUSIP	Quantity	Security Description	Principal Amount	Income	Total Amount
01/02/2021	Interest	3135G0V75	8,250,000.00	FNMA Note 1.75% Due 7/2/2024	0.00	72,187.50	72,187.50
01/05/2021	Interest	3135G0S38	2,150,000.00	FNMA Note 2% Due 1/5/2022	0.00	21,500.00	21,500.00
01/07/2021	Interest	3135G0X24	13,785,000.00	FNMA Note 1.625% Due 1/7/2025	0.00	112,003.13	112,003.13
01/11/2021	Interest	89236TDP7	6,750,000.00	Toyota Motor Credit Corp Note 2.6% Due 1/11/2022	0.00	87,750.00	87,750.00
01/14/2021	Interest	02665WCJ8	5,070,000.00	American Honda Finance Note 3.45% Due 7/14/2023	0.00	87,457.50	87,457.50
01/15/2021	Dividend	90LAIF\$00	6,142,001,590.92	Local Agency Investment Fund State Pool	0.00	97,193.34	97,193.34
01/15/2021	Interest	48128BAB7	7,750,000.00	JP Morgan Chase & Co Callable Note 1X 1/15/2022 2.972% Due 1/15/2023	0.00	115,165.00	115,165.00
01/15/2021	Paydown	47788EAC2	2,512,011.71	John Deere Owner Trust 2018-B A3 3.08% Due 11/15/2022	103,523.12	6,447.49	109,970.61
01/15/2021	Paydown	47789KAC7	3,650,000.00	John Deere Owner Trust 2020-A A3 1.1% Due 8/15/2024	78,150.86	3,345.83	81,496.69
01/15/2021	Paydown	44891RAC4	3,350,000.00	Hyundai Auto Receivables Trust 2020-C A3 0.38% Due 5/15/2025	0.00	1,060.83	1,060.83
01/15/2021	Paydown	65479JAD5	4,780,000.00	Nissan Auto Receivables Owner 2019-C A3 1.93% Due 7/15/2024	105,996.91	7,687.83	113,684.74
01/15/2021	Paydown	89236XAC0	2,635,000.00	Toyota Auto Receivables 2020-D A3 0.35% Due 1/15/2025	57,635.97	768.54	58,404.51
01/15/2021	Paydown	58769EAC2	2,005,000.00	Mercedes-Benz Auto Lease Trust 2020-B A3 0.4% Due 11/15/2023	0.00	668.33	668.33
01/15/2021	Paydown	65479GAD1	3,552,696.94	Nissan Auto Receivables Trust 2018-B A3 3.06% Due 3/15/2023	349,474.54	9,059.38	358,533.92
01/15/2021	Paydown	43815NAC8	6,455,000.00	Honda Auto Receivables Trust 2019-3 A3 1.78% Due 8/15/2023	426,382.57	9,574.92	435,957.49
01/15/2021	Paydown	477870AC3	2,305,000.00	John Deere Owner Trust 2019-B A3 2.21% Due 12/15/2023	61,723.39	4,245.04	65,968.43
01/15/2021	Paydown	89238TAD5	3,182,247.57	Toyota Auto Receivables Trust 2018-B A3 2.96% Due 9/15/2022	144,340.84	7,849.55	152,190.39

Cash Flow Report

As of December 31, 2020



Payment Date	Transaction Type	CUSIP	Quantity	Security Description	Principal Amount	Income	Total Amount
01/16/2021	Interest	78013XZU5	3,054,000.00	Royal Bank of Canada Note 2.55% Due 7/16/2024	0.00	38,938.50	38,938.50
01/17/2021	Interest	3133EH7F4	3,000,000.00	FFCB Note 2.35% Due 1/17/2023	0.00	35,250.00	35,250.00
01/18/2021	Paydown	43813KAC6	3,350,000.00	Honda Auto Receivables Trust 2020-3 A3 0.37% Due 10/18/2024	0.00	1,032.92	1,032.92
01/19/2021	Interest	89114QC48	5,000,000.00	Toronto Dominion Bank Note 3.5% Due 7/19/2023	0.00	87,500.00	87,500.00
01/19/2021	Maturity	78012KKU0	6,567,000.00	Royal Bank of Canada Note 2.5% Due 1/19/2021	6,567,000.00	82,087.50	6,649,087.50
01/20/2021	Paydown	92348AAA3	3,055,000.00	Verizon Owner Trust 2019-C A1A 1.94% Due 4/22/2024	71,211.89	4,938.92	76,150.81
01/21/2021	Interest	90331HPL1	9,485,000.00	US Bank NA Callable Note Cont 12/21/2024 2.05% Due 1/21/2025	0.00	97,221.25	97,221.25
01/21/2021	Paydown	43815HAC1	3,714,179.05	Honda Auto Receivables Trust 2018-3 A3 2.95% Due 8/22/2022	773,004.31	9,130.69	782,135.00
01/22/2021	Paydown	3137B5JM6	0.00	FHLMC K034 A2 3.531% Due 7/25/2023	0.00	7,356.25	7,356.25
01/22/2021	Paydown	3137BM6P6	0.00	FHLMC K721 A2 3.09% Due 8/25/2022	0.00	26,393.75	26,393.75
01/22/2021	Paydown	3137BYPQ7	0.00	FHLMC K726 A2 2.905% Due 4/25/2024	8,389.57	20,165.24	28,554.81
01/25/2021	Interest	3137B7MZ9	9,650,000.00	FHLMC K036 A2 3.527% Due 10/25/2023	0.00	28,362.96	28,362.96
01/25/2021	Interest	3137BYPQ7	8,321,483.35	FHLMC K726 A2 2.905% Due 4/25/2024	0.00	20,144.92	20,144.92
01/25/2021	Interest	808513AT2	5,580,000.00	Charles Schwab Corp Callable Note Cont 12/25/2022 2.65% Due 1/25/2023	0.00	73,935.00	73,935.00
01/25/2021	Interest	3137BM6P6	10,250,000.00	FHLMC K721 A2 3.09% Due 8/25/2022	0.00	26,393.75	26,393.75
01/25/2021	Interest	3137B5JM6	2,500,000.00	FHLMC K034 A2 3.531% Due 7/25/2023	0.00	7,356.25	7,356.25
01/25/2021	Maturity	45950KCM0	4,000,000.00	International Finance Corp Note 2.25% Due 1/25/2021	4,000,000.00	45,000.00	4,045,000.00

Cash Flow Report

As of December 31, 2020



Payment Date	Transaction Type	CUSIP	Quantity	Security Description	Principal Amount	Income	Total Amount
01/25/2021	Paydown	3137B4WB8	6,545,000.00	FHLMC K033 A2 3.06% Due 7/25/2023	0.00	16,689.75	16,689.75
01/26/2021	Maturity	55380THN3	4,000,000.00	MUFG Bank Yankee CD 0.22% Due 1/26/2021	4,000,000.00	3,740.00	4,003,740.00
01/28/2021	Interest	69353RFE3	5,640,000.00	PNC Bank Callable Note Cont 6/28/2022 2.45% Due 7/28/2022	0.00	69,090.00	69,090.00
01/31/2021	Interest	9128283V0	11,000,000.00	US Treasury Note 2.5% Due 1/31/2025	0.00	137,500.00	137,500.00
01/31/2021	Maturity	912828N89	10,000,000.00	US Treasury Note 1.375% Due 1/31/2021	10,000,000.00	68,750.00	10,068,750.00
JAN 2021					26,746,833.97	1,550,941.86	28,297,775.83
02/08/2021	Interest	594918BP8	2,000,000.00	Microsoft Callable Note Cont 7/8/2021 1.55% Due 8/8/2021	0.00	15,500.00	15,500.00
02/09/2021	Interest	69371RP59	4,095,000.00	Paccar Financial Corp Note 3.4% Due 8/9/2023	0.00	69,615.00	69,615.00
02/11/2021	Interest	06406RAJ6	2,750,000.00	Bank of NY Mellon Corp Note 3.45% Due 8/11/2023	0.00	47,437.50	47,437.50
02/12/2021	Interest	3137EAEP0	15,235,000.00	FHLMC Note 1.5% Due 2/12/2025	0.00	114,262.50	114,262.50
02/15/2021	Interest	69371RQ25	2,465,000.00	Paccar Financial Corp Note 2.15% Due 8/15/2024	0.00	26,498.75	26,498.75
02/15/2021	Interest	912828B66	11,000,000.00	US Treasury Note 2.75% Due 2/15/2024	0.00	151,250.00	151,250.00
02/15/2021	Interest	912828D56	10,750,000.00	US Treasury Note 2.375% Due 8/15/2024	0.00	127,656.25	127,656.25
02/15/2021	Paydown	477870AC3	2,305,000.00	John Deere Owner Trust 2019-B A3 2.21% Due 12/15/2023	61,851.98	4,131.37	65,983.35
02/15/2021	Paydown	47789KAC7	3,650,000.00	John Deere Owner Trust 2020-A A3 1.1% Due 8/15/2024	78,365.76	3,274.20	81,639.96
02/15/2021	Paydown	89238TAD5	3,182,247.57	Toyota Auto Receivables Trust 2018-B A3 2.96% Due 9/15/2022	145,038.48	7,493.51	152,531.99
02/15/2021	Paydown	43815NAC8	6,455,000.00	Honda Auto Receivables Trust 2019-3 A3 1.78% Due 8/15/2023	414,664.17	8,942.44	423,606.61

Cash Flow Report

As of December 31, 2020



Payment Date	Transaction Type	CUSIP	Quantity	Security Description	Principal Amount	Income	Total Amount
02/15/2021	Paydown	47788EAC2	2,512,011.71	John Deere Owner Trust 2018-B A3 3.08% Due 11/15/2022	104,023.48	6,181.79	110,205.27
02/15/2021	Paydown	44891RAC4	3,350,000.00	Hyundai Auto Receivables Trust 2020-C A3 0.38% Due 5/15/2025	0.00	1,060.83	1,060.83
02/15/2021	Paydown	58769EAC2	2,005,000.00	Mercedes-Benz Auto Lease Trust 2020-B A3 0.4% Due 11/15/2023	0.00	668.33	668.33
02/15/2021	Paydown	65479JAD5	4,780,000.00	Nissan Auto Receivables Owner 2019-C A3 1.93% Due 7/15/2024	106,235.40	7,517.35	113,752.75
02/15/2021	Paydown	89236XAC0	2,635,000.00	Toyota Auto Receivables 2020-D A3 0.35% Due 1/15/2025	57,501.39	751.73	58,253.12
02/15/2021	Paydown	65479GAD1	3,552,696.94	Nissan Auto Receivables Trust 2018-B A3 3.06% Due 3/15/2023	335,183.51	8,168.22	343,351.73
02/18/2021	Paydown	43813KAC6	3,350,000.00	Honda Auto Receivables Trust 2020-3 A3 0.37% Due 10/18/2024	0.00	1,032.92	1,032.92
02/20/2021	Paydown	92348AAA3	3,055,000.00	Verizon Owner Trust 2019-C A1A 1.94% Due 4/22/2024	71,372.12	4,823.79	76,195.91
02/21/2021	Paydown	43815HAC1	3,714,179.05	Honda Auto Receivables Trust 2018-3 A3 2.95% Due 8/22/2022	714,774.01	7,230.39	722,004.40
02/25/2021	Interest	3135G05X7	13,000,000.00	FNMA Note 0.375% Due 8/25/2025	0.00	24,104.17	24,104.17
02/25/2021	Interest	3137B5JM6	2,500,000.00	FHLMC K034 A2 3.531% Due 7/25/2023	0.00	7,356.25	7,356.25
02/25/2021	Interest	3137B7MZ9	9,650,000.00	FHLMC K036 A2 3.527% Due 10/25/2023	0.00	28,362.96	28,362.96
02/25/2021	Interest	3137BM6P6	10,250,000.00	FHLMC K721 A2 3.09% Due 8/25/2022	0.00	26,393.75	26,393.75
02/25/2021	Interest	3137BYPQ7	8,321,483.35	FHLMC K726 A2 2.905% Due 4/25/2024	0.00	20,144.92	20,144.92
02/25/2021	Paydown	3137B4WB8	6,545,000.00	FHLMC K033 A2 3.06% Due 7/25/2023	0.00	16,689.75	16,689.75
02/28/2021	Interest	912828ZC7	11,250,000.00	US Treasury Note 1.125% Due 2/28/2025	0.00	63,281.25	63,281.25
FEB 2021					2,089,010.30	799,829.92	2,888,840.22

Cash Flow Report

As of December 31, 2020



Payment Date	Transaction Type	CUSIP	Quantity	Security Description	Principal Amount	Income	Total Amount
03/05/2021	Interest	06051GHF9	8,310,000.00	Bank of America Corp Callable Note 1X 3/5/2023 3.55% Due 3/5/2024	0.00	147,502.50	147,502.50
03/06/2021	Interest	24422ETG4	6,268,000.00	John Deere Capital Corp Note 2.8% Due 3/6/2023	0.00	87,752.00	87,752.00
03/08/2021	Interest	3130AB3H7	3,000,000.00	FHLB Note 2.375% Due 3/8/2024	0.00	35,625.00	35,625.00
03/08/2021	Interest	313383YJ4	7,000,000.00	FHLB Note 3.375% Due 9/8/2023	0.00	118,125.00	118,125.00
03/08/2021	Interest	3130A0XE5	8,000,000.00	FHLB Note 3.25% Due 3/8/2024	0.00	130,000.00	130,000.00
03/09/2021	Interest	313380GJ0	10,000,000.00	FHLB Note 2% Due 9/9/2022	0.00	100,000.00	100,000.00
03/10/2021	Interest	3130ADRG9	7,000,000.00	FHLB Note 2.75% Due 3/10/2023	0.00	96,250.00	96,250.00
03/10/2021	Interest	313383ZU8	5,000,000.00	FHLB Note 3% Due 9/10/2021	0.00	75,000.00	75,000.00
03/11/2021	Interest	89114QCB2	1,500,000.00	Toronto Dominion Bank Note 3.25% Due 3/11/2024	0.00	24,375.00	24,375.00
03/12/2021	Interest	3135G0U43	8,205,000.00	FNMA Note 2.875% Due 9/12/2023	0.00	117,946.88	117,946.88
03/12/2021	Maturity	3130A0XD7	7,450,000.00	FHLB Note 2.375% Due 3/12/2021	7,450,000.00	88,468.75	7,538,468.75
03/13/2021	Interest	3130A2UW4	9,350,000.00	FHLB Note 2.875% Due 9/13/2024	0.00	134,406.25	134,406.25
03/13/2021	Interest	3130AAUF3	5,430,000.00	FHLB Note 2.75% Due 3/13/2026	0.00	74,662.50	74,662.50
03/14/2021	Interest	4581X0CZ9	5,000,000.00	Inter-American Dev Bank Note 1.75% Due 9/14/2022	0.00	43,750.00	43,750.00
03/15/2021	Interest	084670BR8	4,232,000.00	Berkshire Hathaway Callable Note Cont 1/15/2023 2.75% Due 3/15/2023	0.00	58,190.00	58,190.00
03/15/2021	Interest	68389XBK0	7,000,000.00	Oracle Corp Callable Note Cont 8/15/2021 1.9% Due 9/15/2021	0.00	66,500.00	66,500.00
03/15/2021	Paydown	58769EAC2	2,005,000.00	Mercedes-Benz Auto Lease Trust 2020-B A3 0.4% Due 11/15/2023	0.00	668.33	668.33

Cash Flow Report

As of December 31, 2020



Payment Date	Transaction Type	CUSIP	Quantity	Security Description	Principal Amount	Income	Total Amount
03/15/2021	Paydown	43815NAC8	6,455,000.00	Honda Auto Receivables Trust 2019-3 A3 1.78% Due 8/15/2023	402,917.32	8,327.37	411,244.69
03/15/2021	Paydown	477870AC3	2,305,000.00	John Deere Owner Trust 2019-B A3 2.21% Due 12/15/2023	61,980.83	4,017.46	65,998.29
03/15/2021	Paydown	89236XAC0	2,635,000.00	Toyota Auto Receivables 2020-D A3 0.35% Due 1/15/2025	57,365.27	734.96	58,100.23
03/15/2021	Paydown	47788EAC2	2,512,011.71	John Deere Owner Trust 2018-B A3 3.08% Due 11/15/2022	104,526.26	5,914.80	110,441.06
03/15/2021	Paydown	47789KAC7	3,650,000.00	John Deere Owner Trust 2020-A A3 1.1% Due 8/15/2024	78,581.27	3,202.36	81,783.63
03/15/2021	Paydown	65479GAD1	3,552,696.94	Nissan Auto Receivables Trust 2018-B A3 3.06% Due 3/15/2023	320,786.02	7,313.50	328,099.52
03/15/2021	Paydown	44891RAC4	3,350,000.00	Hyundai Auto Receivables Trust 2020-C A3 0.38% Due 5/15/2025	0.00	1,060.83	1,060.83
03/15/2021	Paydown	65479JAD5	4,780,000.00	Nissan Auto Receivables Owner 2019-C A3 1.93% Due 7/15/2024	106,474.43	7,346.49	113,820.92
03/15/2021	Paydown	89238TAD5	3,182,247.57	Toyota Auto Receivables Trust 2018-B A3 2.96% Due 9/15/2022	145,739.52	7,135.74	152,875.26
03/18/2021	Paydown	43813KAC6	3,350,000.00	Honda Auto Receivables Trust 2020-3 A3 0.37% Due 10/18/2024	0.00	1,032.92	1,032.92
03/20/2021	Paydown	92348AAA3	3,055,000.00	Verizon Owner Trust 2019-C A1A 1.94% Due 4/22/2024	71,532.70	4,708.41	76,241.11
03/21/2021	Paydown	43815HAC1	3,714,179.05	Honda Auto Receivables Trust 2018-3 A3 2.95% Due 8/22/2022	656,328.46	5,473.24	661,801.70
03/23/2021	Interest	3137EAEX3	13,000,000.00	FHLMC Note 0.375% Due 9/23/2025	0.00	24,104.17	24,104.17
03/23/2021	Maturity	89114NYD1	6,000,000.00	Toronto Dominion Bank NY Yankee CD 0.25% Due 3/23/2021	6,000,000.00	3,791.67	6,003,791.67
03/25/2021	Interest	3137BYPQ7	8,321,483.35	FHLMC K726 A2 2.905% Due 4/25/2024	0.00	20,144.92	20,144.92
03/25/2021	Interest	3137BM6P6	10,250,000.00	FHLMC K721 A2 3.09% Due 8/25/2022	0.00	26,393.75	26,393.75
03/25/2021	Interest	3137B7MZ9	9,650,000.00	FHLMC K036 A2 3.527% Due 10/25/2023	0.00	28,362.96	28,362.96

Cash Flow Report

As of December 31, 2020



Payment Date	Transaction Type	CUSIP	Quantity	Security Description	Principal Amount	Income	Total Amount
03/25/2021	Interest	3137B5JM6	2,500,000.00	FHLMC K034 A2 3.531% Due 7/25/2023	0.00	7,356.25	7,356.25
03/25/2021	Paydown	3137B4WB8	6,545,000.00	FHLMC K033 A2 3.06% Due 7/25/2023	0.00	16,689.75	16,689.75
03/31/2021	Interest	912828L57	8,000,000.00	US Treasury Note 1.75% Due 9/30/2022	0.00	70,000.00	70,000.00
03/31/2021	Interest	912828T34	7,000,000.00	US Treasury Note 1.125% Due 9/30/2021	0.00	39,375.00	39,375.00
03/31/2021	Maturity	912828Q37	10,000,000.00	US Treasury Note 1.25% Due 3/31/2021	10,000,000.00	62,500.00	10,062,500.00
MAR 2021					25,456,232.08	1,754,208.76	27,210,440.84
04/01/2021	Interest	13063DRK6	4,475,000.00	California State Taxable GO 2.4% Due 10/1/2024	0.00	53,700.00	53,700.00
04/05/2021	Interest	3135G0T45	6,000,000.00	FNMA Note 1.875% Due 4/5/2022	0.00	56,250.00	56,250.00
04/08/2021	Interest	3135G0Y55	6,700,000.00	FNMA Note 0.75% Due 10/8/2027	0.00	24,985.41	24,985.41
04/10/2021	Interest	02665WCQ2	1,000,000.00	American Honda Finance Note 3.625% Due 10/10/2023	0.00	18,125.00	18,125.00
04/12/2021	Interest	3130AF5B9	8,000,000.00	FHLB Note 3% Due 10/12/2021	0.00	120,000.00	120,000.00
04/15/2021	Interest	3135G0W66	7,590,000.00	FNMA Note 1.625% Due 10/15/2024	0.00	61,668.75	61,668.75
04/15/2021	Paydown	47789KAC7	3,650,000.00	John Deere Owner Trust 2020-A A3 1.1% Due 8/15/2024	78,797.37	3,130.33	81,927.70
04/15/2021	Paydown	65479JAD5	4,780,000.00	Nissan Auto Receivables Owner 2019-C A3 1.93% Due 7/15/2024	106,713.99	7,175.25	113,889.24
04/15/2021	Paydown	89238TAD5	3,182,247.57	Toyota Auto Receivables Trust 2018-B A3 2.96% Due 9/15/2022	146,443.92	6,776.25	153,220.17
04/15/2021	Paydown	44891RAC4	3,350,000.00	Hyundai Auto Receivables Trust 2020-C A3 0.38% Due 5/15/2025	0.00	1,060.83	1,060.83
04/15/2021	Paydown	47788EAC2	2,512,011.71	John Deere Owner Trust 2018-B A3 3.08% Due 11/15/2022	105,031.47	5,646.51	110,677.98

Cash Flow Report

As of December 31, 2020



Payment Date	Transaction Type	CUSIP	Quantity	Security Description	Principal Amount	Income	Total Amount
04/15/2021	Paydown	65479GAD1	3,552,696.94	Nissan Auto Receivables Trust 2018-B A3 3.06% Due 3/15/2023	306,281.35	6,495.50	312,776.85
04/15/2021	Paydown	43815NAC8	6,455,000.00	Honda Auto Receivables Trust 2019-3 A3 1.78% Due 8/15/2023	391,142.01	7,729.70	398,871.71
04/15/2021	Paydown	477870AC3	2,305,000.00	John Deere Owner Trust 2019-B A3 2.21% Due 12/15/2023	62,109.96	3,903.31	66,013.27
04/15/2021	Paydown	58769EAC2	2,005,000.00	Mercedes-Benz Auto Lease Trust 2020-B A3 0.4% Due 11/15/2023	0.00	668.33	668.33
04/15/2021	Paydown	89236XAC0	2,635,000.00	Toyota Auto Receivables 2020-D A3 0.35% Due 1/15/2025	57,227.60	718.23	57,945.83
04/18/2021	Paydown	43813KAC6	3,350,000.00	Honda Auto Receivables Trust 2020-3 A3 0.37% Due 10/18/2024	0.00	1,032.92	1,032.92
04/20/2021	Paydown	92348AAA3	3,055,000.00	Verizon Owner Trust 2019-C A1A 1.94% Due 4/22/2024	71,693.65	4,592.76	76,286.41
04/21/2021	Paydown	43815HAC1	3,714,179.05	Honda Auto Receivables Trust 2018-3 A3 2.95% Due 8/22/2022	597,666.97	3,859.76	601,526.73
04/25/2021	Interest	3137B7MZ9	9,650,000.00	FHLMC K036 A2 3.527% Due 10/25/2023	0.00	28,362.96	28,362.96
04/25/2021	Interest	3137B5JM6	2,500,000.00	FHLMC K034 A2 3.531% Due 7/25/2023	0.00	7,356.25	7,356.25
04/25/2021	Interest	3137BM6P6	10,250,000.00	FHLMC K721 A2 3.09% Due 8/25/2022	0.00	26,393.75	26,393.75
04/25/2021	Interest	3137BYPQ7	8,321,483.35	FHLMC K726 A2 2.905% Due 4/25/2024	0.00	20,144.92	20,144.92
04/25/2021	Paydown	3137B4WB8	6,545,000.00	FHLMC K033 A2 3.06% Due 7/25/2023	0.00	16,689.75	16,689.75
04/28/2021	Interest	06406RAG2	4,280,000.00	Bank of NY Mellon Corp Note 3.5% Due 4/28/2023	0.00	74,900.00	74,900.00
04/28/2021	Interest	459058JL8	5,915,000.00	Intl. Bank Recon & Development Note 0.5% Due 10/28/2025	0.00	14,787.50	14,787.50
04/30/2021	Interest	912828T91	10,000,000.00	US Treasury Note 1.625% Due 10/31/2023	0.00	81,250.00	81,250.00
04/30/2021	Interest	912828X70	11,000,000.00	US Treasury Note 2% Due 4/30/2024	0.00	110,000.00	110,000.00

Cash Flow Report

As of December 31, 2020



Payment Date	Transaction Type	CUSIP	Quantity	Security Description	Principal Amount	Income	Total Amount
04/30/2021	Interest	9128283D0	11,000,000.00	US Treasury Note 2.25% Due 10/31/2024	0.00	123,750.00	123,750.00
APR 2021					1,923,108.29	891,153.97	2,814,262.26
05/06/2021	Maturity	037833AR1	3,000,000.00	Apple Inc Note 2.85% Due 5/6/2021	3,000,000.00	42,750.00	3,042,750.00
05/07/2021	Interest	3135G06G3	12,900,000.00	FNMA Note 0.5% Due 11/7/2025	0.00	31,354.16	31,354.16
05/08/2021	Interest	14913Q3B3	8,820,000.00	Caterpillar Finl Service Note 2.15% Due 11/8/2024	0.00	94,815.00	94,815.00
05/11/2021	Maturity	369550BE7	5,100,000.00	General Dynamics Corp Note 3% Due 5/11/2021	5,100,000.00	76,500.00	5,176,500.00
05/15/2021	Paydown	43815NAC8	6,455,000.00	Honda Auto Receivables Trust 2019-3 A3 1.78% Due 8/15/2023	379,338.15	7,149.50	386,487.65
05/15/2021	Paydown	477870AC3	2,305,000.00	John Deere Owner Trust 2019-B A3 2.21% Due 12/15/2023	62,239.36	3,788.92	66,028.28
05/15/2021	Paydown	89238TAD5	3,182,247.57	Toyota Auto Receivables Trust 2018-B A3 2.96% Due 9/15/2022	147,151.73	6,415.02	153,566.75
05/15/2021	Paydown	58769EAC2	2,005,000.00	Mercedes-Benz Auto Lease Trust 2020-B A3 0.4% Due 11/15/2023	0.00	668.33	668.33
05/15/2021	Paydown	65479GAD1	3,552,696.94	Nissan Auto Receivables Trust 2018-B A3 3.06% Due 3/15/2023	291,668.79	5,714.48	297,383.27
05/15/2021	Paydown	47788EAC2	2,512,011.71	John Deere Owner Trust 2018-B A3 3.08% Due 11/15/2022	105,539.12	5,376.93	110,916.05
05/15/2021	Paydown	47789KAC7	3,650,000.00	John Deere Owner Trust 2020-A A3 1.1% Due 8/15/2024	79,014.06	3,058.10	82,072.16
05/15/2021	Paydown	44891RAC4	3,350,000.00	Hyundai Auto Receivables Trust 2020-C A3 0.38% Due 5/15/2025	0.00	1,060.83	1,060.83
05/15/2021	Paydown	65479JAD5	4,780,000.00	Nissan Auto Receivables Owner 2019-C A3 1.93% Due 7/15/2024	106,954.09	7,003.62	113,957.71
05/15/2021	Paydown	89236XAC0	2,635,000.00	Toyota Auto Receivables 2020-D A3 0.35% Due 1/15/2025	57,088.38	701.54	57,789.92
05/18/2021	Interest	404280BS7	1,955,000.00	HSBC Holdings PLC Callable Note 1X 5/18/2023 3.95% Due 5/18/2024	0.00	38,611.25	38,611.25

Cash Flow Report

As of December 31, 2020



Payment Date	Transaction Type	CUSIP	Quantity	Security Description	Principal Amount	Income	Total Amount
05/18/2021	Paydown	43813KAC6	3,350,000.00	Honda Auto Receivables Trust 2020-3 A3 0.37% Due 10/18/2024	0.00	1,032.92	1,032.92
05/19/2021	Maturity	857477AV5	4,916,000.00	State Street Bank Note 1.95% Due 5/19/2021	4,916,000.00	47,931.00	4,963,931.00
05/20/2021	Paydown	92348AAA3	3,055,000.00	Verizon Owner Trust 2019-C A1A 1.94% Due 4/22/2024	71,854.96	4,476.86	76,331.82
05/21/2021	Paydown	43815HAC1	3,714,179.05	Honda Auto Receivables Trust 2018-3 A3 2.95% Due 8/22/2022	538,788.82	2,390.49	541,179.31
05/25/2021	Interest	3137B5JM6	2,500,000.00	FHLMC K034 A2 3.531% Due 7/25/2023	0.00	7,356.25	7,356.25
05/25/2021	Interest	404280BA6	7,000,000.00	HSBC Holdings PLC Note 3.6% Due 5/25/2023	0.00	126,000.00	126,000.00
05/25/2021	Interest	3137B7MZ9	9,650,000.00	FHLMC K036 A2 3.527% Due 10/25/2023	0.00	28,362.96	28,362.96
05/25/2021	Interest	3137BYPQ7	8,321,483.35	FHLMC K726 A2 2.905% Due 4/25/2024	0.00	20,144.92	20,144.92
05/25/2021	Interest	3137BM6P6	10,250,000.00	FHLMC K721 A2 3.09% Due 8/25/2022	0.00	26,393.75	26,393.75
05/25/2021	Paydown	3137B4WB8	6,545,000.00	FHLMC K033 A2 3.06% Due 7/25/2023	0.00	16,689.75	16,689.75
MAY 2021					14,855,637.46	605,746.58	15,461,384.04
06/04/2021	Interest	3137EAFA2	9,225,000.00	FHLMC Note 0.25% Due 12/4/2023	0.00	11,531.25	11,531.25
06/08/2021	Interest	3130A0F70	7,000,000.00	FHLB Note 3.375% Due 12/8/2023	0.00	118,125.00	118,125.00
06/12/2021	Interest	3130AGFP5	5,000,000.00	FHLB Note 2.5% Due 6/12/2026	0.00	62,500.00	62,500.00
06/14/2021	Interest	3130A1XJ2	11,175,000.00	FHLB Note 2.875% Due 6/14/2024	0.00	160,640.63	160,640.63
06/15/2021	Paydown	477870AC3	2,305,000.00	John Deere Owner Trust 2019-B A3 2.21% Due 12/15/2023	62,369.02	3,674.30	66,043.32
06/15/2021	Paydown	89238TAD5	3,182,247.57	Toyota Auto Receivables Trust 2018-B A3 2.96% Due 9/15/2022	147,862.96	6,052.05	153,915.01

Cash Flow Report

As of December 31, 2020



Payment Date	Transaction Type	CUSIP	Quantity	Security Description	Principal Amount	Income	Total Amount
06/15/2021	Paydown	44891RAC4	3,350,000.00	Hyundai Auto Receivables Trust 2020-C A3 0.38% Due 5/15/2025	0.00	1,060.83	1,060.83
06/15/2021	Paydown	65479GAD1	3,552,696.94	Nissan Auto Receivables Trust 2018-B A3 3.06% Due 3/15/2023	276,947.66	4,970.72	281,918.38
06/15/2021	Paydown	58769EAC2	2,005,000.00	Mercedes-Benz Auto Lease Trust 2020-B A3 0.4% Due 11/15/2023	0.00	668.33	668.33
06/15/2021	Paydown	65479JAD5	4,780,000.00	Nissan Auto Receivables Owner 2019-C A3 1.93% Due 7/15/2024	107,194.74	6,831.60	114,026.34
06/15/2021	Paydown	43815NAC8	6,455,000.00	Honda Auto Receivables Trust 2019-3 A3 1.78% Due 8/15/2023	367,505.68	6,586.82	374,092.50
06/15/2021	Paydown	47788EAC2	2,512,011.71	John Deere Owner Trust 2018-B A3 3.08% Due 11/15/2022	106,049.23	5,106.04	111,155.27
06/15/2021	Paydown	47789KAC7	3,650,000.00	John Deere Owner Trust 2020-A A3 1.1% Due 8/15/2024	79,231.35	2,985.67	82,217.02
06/15/2021	Paydown	89236XAC0	2,635,000.00	Toyota Auto Receivables 2020-D A3 0.35% Due 1/15/2025	56,947.59	684.89	57,632.48
06/18/2021	Paydown	43813KAC6	3,350,000.00	Honda Auto Receivables Trust 2020-3 A3 0.37% Due 10/18/2024	0.00	1,032.92	1,032.92
06/19/2021	Interest	3137EAEN5	6,000,000.00	FHLMC Note 2.75% Due 6/19/2023	0.00	82,500.00	82,500.00
06/20/2021	Paydown	92348AAA3	3,055,000.00	Verizon Owner Trust 2019-C A1A 1.94% Due 4/22/2024	72,016.64	4,360.69	76,377.33
06/21/2021	Paydown	43815HAC1	3,714,179.05	Honda Auto Receivables Trust 2018-3 A3 2.95% Due 8/22/2022	433,616.49	1,065.97	434,682.46
06/25/2021	Interest	3137B5JM6	2,500,000.00	FHLMC K034 A2 3.531% Due 7/25/2023	0.00	7,356.25	7,356.25
06/25/2021	Interest	3137B7MZ9	9,650,000.00	FHLMC K036 A2 3.527% Due 10/25/2023	0.00	28,362.96	28,362.96
06/25/2021	Interest	3137BM6P6	10,250,000.00	FHLMC K721 A2 3.09% Due 8/25/2022	0.00	26,393.75	26,393.75
06/25/2021	Interest	3137BYPQ7	8,321,483.35	FHLMC K726 A2 2.905% Due 4/25/2024	0.00	20,144.92	20,144.92
06/25/2021	Paydown	3137B4WB8	6,545,000.00	FHLMC K033 A2 3.06% Due 7/25/2023	0.00	16,689.75	16,689.75

Cash Flow Report

As of December 31, 2020



Payment Date	Transaction Type	CUSIP	Quantity	Security Description	Principal Amount	Income	Total Amount
06/26/2021	Interest	931142EK5	6,575,000.00	Wal-Mart Stores Callable Note Cont 5/26/2023 3.4% Due 6/26/2023	0.00	111,775.00	111,775.00
06/30/2021	Interest	912828N30	8,000,000.00	US Treasury Note 2.125% Due 12/31/2022	0.00	85,000.00	85,000.00
06/30/2021	Interest	912828XX3	11,000,000.00	US Treasury Note 2% Due 6/30/2024	0.00	110,000.00	110,000.00
06/30/2021	Interest	912828XG0	10,000,000.00	US Treasury Note 2.125% Due 6/30/2022	0.00	106,250.00	106,250.00
06/30/2021	Interest	912828V23	10,000,000.00	US Treasury Note 2.25% Due 12/31/2023	0.00	112,500.00	112,500.00
JUN 2021					1,709,741.36	1,104,850.34	2,814,591.70
07/02/2021	Interest	3135G0V75	8,250,000.00	FNMA Note 1.75% Due 7/2/2024	0.00	72,187.50	72,187.50
07/05/2021	Interest	3135G0S38	2,150,000.00	FNMA Note 2% Due 1/5/2022	0.00	21,500.00	21,500.00
07/07/2021	Interest	3135G0X24	13,785,000.00	FNMA Note 1.625% Due 1/7/2025	0.00	112,003.13	112,003.13
07/11/2021	Interest	89236TDP7	6,750,000.00	Toyota Motor Credit Corp Note 2.6% Due 1/11/2022	0.00	87,750.00	87,750.00
07/14/2021	Interest	02665WCJ8	5,070,000.00	American Honda Finance Note 3.45% Due 7/14/2023	0.00	87,457.50	87,457.50
07/15/2021	Interest	48128BAB7	7,750,000.00	JP Morgan Chase & Co Callable Note 1X 1/15/2022 2.972% Due 1/15/2023	0.00	115,165.00	115,165.00
07/15/2021	Paydown	58769EAC2	2,005,000.00	Mercedes-Benz Auto Lease Trust 2020-B A3 0.4% Due 11/15/2023	0.00	668.33	668.33
07/15/2021	Paydown	47789KAC7	3,650,000.00	John Deere Owner Trust 2020-A A3 1.1% Due 8/15/2024	79,449.24	2,913.04	82,362.28
07/15/2021	Paydown	65479GAD1	3,552,696.94	Nissan Auto Receivables Trust 2018-B A3 3.06% Due 3/15/2023	262,117.23	4,264.51	266,381.74
07/15/2021	Paydown	89236XAC0	2,635,000.00	Toyota Auto Receivables 2020-D A3 0.35% Due 1/15/2025	56,805.21	668.28	57,473.49
07/15/2021	Paydown	44891RAC4	3,350,000.00	Hyundai Auto Receivables Trust 2020-C A3 0.38% Due 5/15/2025	0.00	1,060.83	1,060.83

Cash Flow Report

As of December 31, 2020



Payment Date	Transaction Type	CUSIP	Quantity	Security Description	Principal Amount	Income	Total Amount
07/15/2021	Paydown	65479JAD5	4,780,000.00	Nissan Auto Receivables Owner 2019-C A3 1.93% Due 7/15/2024	107,435.94	6,659.19	114,095.13
07/15/2021	Paydown	89238TAD5	3,182,247.57	Toyota Auto Receivables Trust 2018-B A3 2.96% Due 9/15/2022	148,577.63	5,687.32	154,264.95
07/15/2021	Paydown	43815NAC8	6,455,000.00	Honda Auto Receivables Trust 2019-3 A3 1.78% Due 8/15/2023	355,644.55	6,041.69	361,686.24
07/15/2021	Paydown	477870AC3	2,305,000.00	John Deere Owner Trust 2019-B A3 2.21% Due 12/15/2023	62,498.96	3,559.44	66,058.40
07/15/2021	Paydown	47788EAC2	2,512,011.71	John Deere Owner Trust 2018-B A3 3.08% Due 11/15/2022	106,561.81	4,833.85	111,395.66
07/16/2021	Interest	78013XZU5	3,054,000.00	Royal Bank of Canada Note 2.55% Due 7/16/2024	0.00	38,938.50	38,938.50
07/17/2021	Interest	3133EH7F4	3,000,000.00	FFCB Note 2.35% Due 1/17/2023	0.00	35,250.00	35,250.00
07/18/2021	Paydown	43813KAC6	3,350,000.00	Honda Auto Receivables Trust 2020-3 A3 0.37% Due 10/18/2024	0.00	1,032.92	1,032.92
07/19/2021	Interest	89114QC48	5,000,000.00	Toronto Dominion Bank Note 3.5% Due 7/19/2023	0.00	87,500.00	87,500.00
07/20/2021	Paydown	92348AAA3	3,055,000.00	Verizon Owner Trust 2019-C A1A 1.94% Due 4/22/2024	72,178.68	4,244.26	76,422.94
07/21/2021	Interest	90331HPL1	9,485,000.00	US Bank NA Callable Note Cont 12/21/2024 2.05% Due 1/21/2025	0.00	97,221.25	97,221.25
07/25/2021	Interest	3137BYPQ7	8,321,483.35	FHLMC K726 A2 2.905% Due 4/25/2024	0.00	20,144.92	20,144.92
07/25/2021	Interest	3137BM6P6	10,250,000.00	FHLMC K721 A2 3.09% Due 8/25/2022	0.00	26,393.75	26,393.75
07/25/2021	Interest	808513AT2	5,580,000.00	Charles Schwab Corp Callable Note Cont 12/25/2022 2.65% Due 1/25/2023	0.00	73,935.00	73,935.00
07/25/2021	Interest	3137B7MZ9	9,650,000.00	FHLMC K036 A2 3.527% Due 10/25/2023	0.00	28,362.96	28,362.96
07/25/2021	Interest	3137B5JM6	2,500,000.00	FHLMC K034 A2 3.531% Due 7/25/2023	0.00	7,356.25	7,356.25
07/25/2021	Paydown	3137B4WB8	6,545,000.00	FHLMC K033 A2 3.06% Due 7/25/2023	0.00	16,689.75	16,689.75

Cash Flow Report

As of December 31, 2020



Payment Date	Transaction Type	CUSIP	Quantity	Security Description	Principal Amount	Income	Total Amount
07/28/2021	Interest	69353RFE3	5,640,000.00	PNC Bank Callable Note Cont 6/28/2022 2.45% Due 7/28/2022	0.00	69,090.00	69,090.00
07/31/2021	Interest	9128283V0	11,000,000.00	US Treasury Note 2.5% Due 1/31/2025	0.00	137,500.00	137,500.00
JUL 2021					1,251,269.25	1,176,079.17	2,427,348.42
08/08/2021	Maturity	594918BP8	2,000,000.00	Microsoft Callable Note Cont 7/8/2021 1.55% Due 8/8/2021	2,000,000.00	15,500.00	2,015,500.00
08/09/2021	Interest	69371RP59	4,095,000.00	Paccar Financial Corp Note 3.4% Due 8/9/2023	0.00	69,615.00	69,615.00
08/11/2021	Interest	06406RAJ6	2,750,000.00	Bank of NY Mellon Corp Note 3.45% Due 8/11/2023	0.00	47,437.50	47,437.50
08/12/2021	Interest	3137EAEP0	15,235,000.00	FHLMC Note 1.5% Due 2/12/2025	0.00	114,262.50	114,262.50
08/15/2021	Interest	69371RQ25	2,465,000.00	Paccar Financial Corp Note 2.15% Due 8/15/2024	0.00	26,498.75	26,498.75
08/15/2021	Interest	912828D56	10,750,000.00	US Treasury Note 2.375% Due 8/15/2024	0.00	127,656.25	127,656.25
08/15/2021	Interest	912828B66	11,000,000.00	US Treasury Note 2.75% Due 2/15/2024	0.00	151,250.00	151,250.00
08/15/2021	Paydown	477870AC3	2,305,000.00	John Deere Owner Trust 2019-B A3 2.21% Due 12/15/2023	62,629.17	3,444.33	66,073.50
08/15/2021	Paydown	58769EAC2	2,005,000.00	Mercedes-Benz Auto Lease Trust 2020-B A3 0.4% Due 11/15/2023	0.00	668.33	668.33
08/15/2021	Paydown	43815NAC8	6,455,000.00	Honda Auto Receivables Trust 2019-3 A3 1.78% Due 8/15/2023	343,754.69	5,514.15	349,268.84
08/15/2021	Paydown	44891RAC4	3,350,000.00	Hyundai Auto Receivables Trust 2020-C A3 0.38% Due 5/15/2025	0.00	1,060.83	1,060.83
08/15/2021	Paydown	47788EAC2	2,512,011.71	John Deere Owner Trust 2018-B A3 3.08% Due 11/15/2022	107,076.84	4,560.35	111,637.19
08/15/2021	Paydown	47789KAC7	3,650,000.00	John Deere Owner Trust 2020-A A3 1.1% Due 8/15/2024	79,667.73	2,840.21	82,507.94
08/15/2021	Paydown	65479GAD1	3,552,696.94	Nissan Auto Receivables Trust 2018-B A3 3.06% Due 3/15/2023	247,176.81	3,596.11	250,772.92

Cash Flow Report

As of December 31, 2020



Payment Date	Transaction Type	CUSIP	Quantity	Security Description	Principal Amount	Income	Total Amount
08/15/2021	Paydown	89236XAC0	2,635,000.00	Toyota Auto Receivables 2020-D A3 0.35% Due 1/15/2025	56,661.25	651.71	57,312.96
08/15/2021	Paydown	65479JAD5	4,780,000.00	Nissan Auto Receivables Owner 2019-C A3 1.93% Due 7/15/2024	107,677.67	6,486.40	114,164.07
08/15/2021	Paydown	89238TAD5	3,182,247.57	Toyota Auto Receivables Trust 2018-B A3 2.96% Due 9/15/2022	149,295.76	5,320.83	154,616.59
08/18/2021	Paydown	43813KAC6	3,350,000.00	Honda Auto Receivables Trust 2020-3 A3 0.37% Due 10/18/2024	0.00	1,032.92	1,032.92
08/20/2021	Paydown	92348AAA3	3,055,000.00	Verizon Owner Trust 2019-C A1A 1.94% Due 4/22/2024	72,341.07	4,127.58	76,468.65
08/25/2021	Interest	3135G05X7	13,000,000.00	FNMA Note 0.375% Due 8/25/2025	0.00	24,375.00	24,375.00
08/25/2021	Interest	3137B7MZ9	9,650,000.00	FHLMC K036 A2 3.527% Due 10/25/2023	0.00	28,362.96	28,362.96
08/25/2021	Interest	3137BYPQ7	8,321,483.35	FHLMC K726 A2 2.905% Due 4/25/2024	0.00	20,144.92	20,144.92
08/25/2021	Interest	3137B5JM6	2,500,000.00	FHLMC K034 A2 3.531% Due 7/25/2023	0.00	7,356.25	7,356.25
08/25/2021	Interest	3137BM6P6	10,250,000.00	FHLMC K721 A2 3.09% Due 8/25/2022	0.00	26,393.75	26,393.75
08/25/2021	Paydown	3137B4WB8	6,545,000.00	FHLMC K033 A2 3.06% Due 7/25/2023	0.00	16,689.75	16,689.75
08/31/2021	Interest	912828ZC7	11,250,000.00	US Treasury Note 1.125% Due 2/28/2025	0.00	63,281.25	63,281.25
AUG 2021					3,226,280.99	778,127.63	4,004,408.62
09/05/2021	Interest	06051GHF9	8,310,000.00	Bank of America Corp Callable Note 1X 3/5/2023 3.55% Due 3/5/2024	0.00	147,502.50	147,502.50
09/06/2021	Interest	24422ETG4	6,268,000.00	John Deere Capital Corp Note 2.8% Due 3/6/2023	0.00	87,752.00	87,752.00
09/08/2021	Interest	3130AB3H7	3,000,000.00	FHLB Note 2.375% Due 3/8/2024	0.00	35,625.00	35,625.00
09/08/2021	Interest	313383YJ4	7,000,000.00	FHLB Note 3.375% Due 9/8/2023	0.00	118,125.00	118,125.00

Cash Flow Report

As of December 31, 2020



Payment Date	Transaction Type	CUSIP	Quantity	Security Description	Principal Amount	Income	Total Amount
09/08/2021	Interest	3130A0XE5	8,000,000.00	FHLB Note 3.25% Due 3/8/2024	0.00	130,000.00	130,000.00
09/09/2021	Interest	313380GJ0	10,000,000.00	FHLB Note 2% Due 9/9/2022	0.00	100,000.00	100,000.00
09/10/2021	Interest	3130ADRG9	7,000,000.00	FHLB Note 2.75% Due 3/10/2023	0.00	96,250.00	96,250.00
09/10/2021	Maturity	313383ZU8	5,000,000.00	FHLB Note 3% Due 9/10/2021	5,000,000.00	75,000.00	5,075,000.00
09/11/2021	Interest	89114QCB2	1,500,000.00	Toronto Dominion Bank Note 3.25% Due 3/11/2024	0.00	24,375.00	24,375.00
09/12/2021	Interest	3135G0U43	8,205,000.00	FNMA Note 2.875% Due 9/12/2023	0.00	117,946.88	117,946.88
09/13/2021	Interest	3130AAUF3	5,430,000.00	FHLB Note 2.75% Due 3/13/2026	0.00	74,662.50	74,662.50
09/13/2021	Interest	3130A2UW4	9,350,000.00	FHLB Note 2.875% Due 9/13/2024	0.00	134,406.25	134,406.25
09/14/2021	Interest	4581X0CZ9	5,000,000.00	Inter-American Dev Bank Note 1.75% Due 9/14/2022	0.00	43,750.00	43,750.00
09/15/2021	Interest	084670BR8	4,232,000.00	Berkshire Hathaway Callable Note Cont 1/15/2023 2.75% Due 3/15/2023	0.00	58,190.00	58,190.00
09/15/2021	Maturity	68389XBK0	7,000,000.00	Oracle Corp Callable Note Cont 8/15/2021 1.9% Due 9/15/2021	7,000,000.00	66,500.00	7,066,500.00
09/15/2021	Paydown	477870AC3	2,305,000.00	John Deere Owner Trust 2019-B A3 2.21% Due 12/15/2023	62,759.64	3,328.99	66,088.63
09/15/2021	Paydown	58769EAC2	2,005,000.00	Mercedes-Benz Auto Lease Trust 2020-B A3 0.4% Due 11/15/2023	0.00	668.33	668.33
09/15/2021	Paydown	65479GAD1	3,552,696.94	Nissan Auto Receivables Trust 2018-B A3 3.06% Due 3/15/2023	232,125.68	2,965.80	235,091.48
09/15/2021	Paydown	47789KAC7	3,650,000.00	John Deere Owner Trust 2020-A A3 1.1% Due 8/15/2024	79,886.81	2,767.18	82,653.99
09/15/2021	Paydown	89236XAC0	2,635,000.00	Toyota Auto Receivables 2020-D A3 0.35% Due 1/15/2025	56,515.68	635.18	57,150.86
09/15/2021	Paydown	43815NAC8	6,455,000.00	Honda Auto Receivables Trust 2019-3 A3 1.78% Due 8/15/2023	331,836.04	5,004.25	336,840.29

Cash Flow Report

As of December 31, 2020



Payment Date	Transaction Type	CUSIP	Quantity	Security Description	Principal Amount	Income	Total Amount
09/15/2021	Paydown	89238TAD5	3,182,247.57	Toyota Auto Receivables Trust 2018-B A3 2.96% Due 9/15/2022	150,017.36	4,952.56	154,969.92
09/15/2021	Paydown	44891RAC4	3,350,000.00	Hyundai Auto Receivables Trust 2020-C A3 0.38% Due 5/15/2025	0.00	1,060.83	1,060.83
09/15/2021	Paydown	47788EAC2	2,512,011.71	John Deere Owner Trust 2018-B A3 3.08% Due 11/15/2022	107,594.38	4,285.52	111,879.90
09/15/2021	Paydown	65479JAD5	4,780,000.00	Nissan Auto Receivables Owner 2019-C A3 1.93% Due 7/15/2024	107,919.94	6,313.22	114,233.16
09/18/2021	Paydown	43813KAC6	3,350,000.00	Honda Auto Receivables Trust 2020-3 A3 0.37% Due 10/18/2024	0.00	1,032.92	1,032.92
09/20/2021	Paydown	92348AAA3	3,055,000.00	Verizon Owner Trust 2019-C A1A 1.94% Due 4/22/2024	72,503.85	4,010.62	76,514.47
09/23/2021	Interest	3137EAEX3	13,000,000.00	FHLMC Note 0.375% Due 9/23/2025	0.00	24,375.00	24,375.00
09/25/2021	Interest	3137BM6P6	10,250,000.00	FHLMC K721 A2 3.09% Due 8/25/2022	0.00	26,393.75	26,393.75
09/25/2021	Interest	3137BYPQ7	8,321,483.35	FHLMC K726 A2 2.905% Due 4/25/2024	0.00	20,144.92	20,144.92
09/25/2021	Interest	3137B7MZ9	9,650,000.00	FHLMC K036 A2 3.527% Due 10/25/2023	0.00	28,362.96	28,362.96
09/25/2021	Interest	3137B5JM6	2,500,000.00	FHLMC K034 A2 3.531% Due 7/25/2023	0.00	7,356.25	7,356.25
09/25/2021	Paydown	3137B4WB8	6,545,000.00	FHLMC K033 A2 3.06% Due 7/25/2023	0.00	16,689.75	16,689.75
09/30/2021	Interest	912828L57	8,000,000.00	US Treasury Note 1.75% Due 9/30/2022	0.00	70,000.00	70,000.00
09/30/2021	Maturity	912828T34	7,000,000.00	US Treasury Note 1.125% Due 9/30/2021	7,000,000.00	39,375.00	7,039,375.00
SEP 2021					20,201,159.38	1,579,808.16	21,780,967.54
10/01/2021	Interest	13063DRK6	4,475,000.00	California State Taxable GO 2.4% Due 10/1/2024	0.00	53,700.00	53,700.00
10/05/2021	Interest	3135G0T45	6,000,000.00	FNMA Note 1.875% Due 4/5/2022	0.00	56,250.00	56,250.00

Cash Flow Report

As of December 31, 2020



Payment Date	Transaction Type	CUSIP	Quantity	Security Description	Principal Amount	Income	Total Amount
10/08/2021	Interest	3135G05Y5	6,700,000.00	FNMA Note 0.75% Due 10/8/2027	0.00	25,125.00	25,125.00
10/10/2021	Interest	02665WCQ2	1,000,000.00	American Honda Finance Note 3.625% Due 10/10/2023	0.00	18,125.00	18,125.00
10/12/2021	Maturity	3130AF5B9	8,000,000.00	FHLB Note 3% Due 10/12/2021	8,000,000.00	120,000.00	8,120,000.00
10/15/2021	Interest	3135G0W66	7,590,000.00	FNMA Note 1.625% Due 10/15/2024	0.00	61,668.75	61,668.75
10/15/2021	Paydown	477870AC3	2,305,000.00	John Deere Owner Trust 2019-B A3 2.21% Due 12/15/2023	62,890.39	3,213.41	66,103.80
10/15/2021	Paydown	89238TAD5	3,182,247.57	Toyota Auto Receivables Trust 2018-B A3 2.96% Due 9/15/2022	150,742.45	4,582.52	155,324.97
10/15/2021	Paydown	44891RAC4	3,350,000.00	Hyundai Auto Receivables Trust 2020-C A3 0.38% Due 5/15/2025	0.00	1,060.83	1,060.83
10/15/2021	Paydown	65479GAD1	3,552,696.94	Nissan Auto Receivables Trust 2018-B A3 3.06% Due 3/15/2023	216,963.10	2,373.88	219,336.98
10/15/2021	Paydown	43815NAC8	6,455,000.00	Honda Auto Receivables Trust 2019-3 A3 1.78% Due 8/15/2023	319,888.55	4,512.02	324,400.57
10/15/2021	Paydown	47788EAC2	2,512,011.71	John Deere Owner Trust 2018-B A3 3.08% Due 11/15/2022	108,114.43	4,009.35	112,123.78
10/15/2021	Paydown	47789KAC7	3,650,000.00	John Deere Owner Trust 2020-A A3 1.1% Due 8/15/2024	80,106.50	2,693.95	82,800.45
10/15/2021	Paydown	89236XAC0	2,635,000.00	Toyota Auto Receivables 2020-D A3 0.35% Due 1/15/2025	56,368.49	618.70	56,987.19
10/15/2021	Paydown	58769EAC2	2,005,000.00	Mercedes-Benz Auto Lease Trust 2020-B A3 0.4% Due 11/15/2023	0.00	668.33	668.33
10/15/2021	Paydown	65479JAD5	4,780,000.00	Nissan Auto Receivables Owner 2019-C A3 1.93% Due 7/15/2024	108,162.76	6,139.65	114,302.41
10/18/2021	Paydown	43813KAC6	3,350,000.00	Honda Auto Receivables Trust 2020-3 A3 0.37% Due 10/18/2024	0.00	1,032.92	1,032.92
10/20/2021	Paydown	92348AAA3	3,055,000.00	Verizon Owner Trust 2019-C A1A 1.94% Due 4/22/2024	72,666.98	3,893.41	76,560.39
10/25/2021	Interest	3137BM6P6	10,250,000.00	FHLMC K721 A2 3.09% Due 8/25/2022	0.00	26,393.75	26,393.75

Cash Flow Report

As of December 31, 2020



Payment Date	Transaction Type	CUSIP	Quantity	Security Description	Principal Amount	Income	Total Amount
10/25/2021	Interest	3137B7MZ9	9,650,000.00	FHLMC K036 A2 3.527% Due 10/25/2023	0.00	28,362.96	28,362.96
10/25/2021	Interest	3137BYPQ7	8,321,483.35	FHLMC K726 A2 2.905% Due 4/25/2024	0.00	20,144.92	20,144.92
10/25/2021	Interest	3137B5JM6	2,500,000.00	FHLMC K034 A2 3.531% Due 7/25/2023	0.00	7,356.25	7,356.25
10/25/2021	Paydown	3137B4WB8	6,545,000.00	FHLMC K033 A2 3.06% Due 7/25/2023	0.00	16,689.75	16,689.75
10/28/2021	Interest	06406RAG2	4,280,000.00	Bank of NY Mellon Corp Note 3.5% Due 4/28/2023	0.00	74,900.00	74,900.00
10/28/2021	Interest	459058JL8	5,915,000.00	Intl. Bank Recon & Development Note 0.5% Due 10/28/2025	0.00	14,787.50	14,787.50
10/31/2021	Interest	9128283D0	11,000,000.00	US Treasury Note 2.25% Due 10/31/2024	0.00	123,750.00	123,750.00
10/31/2021	Interest	912828T91	10,000,000.00	US Treasury Note 1.625% Due 10/31/2023	0.00	81,250.00	81,250.00
10/31/2021	Interest	912828X70	11,000,000.00	US Treasury Note 2% Due 4/30/2024	0.00	110,000.00	110,000.00
OCT 2021					9,175,903.65	873,302.85	10,049,206.50
11/07/2021	Interest	3135G06G3	12,900,000.00	FNMA Note 0.5% Due 11/7/2025	0.00	32,250.00	32,250.00
11/08/2021	Interest	14913Q3B3	8,820,000.00	Caterpillar Finl Service Note 2.15% Due 11/8/2024	0.00	94,815.00	94,815.00
11/15/2021	Paydown	58769EAC2	2,005,000.00	Mercedes-Benz Auto Lease Trust 2020-B A3 0.4% Due 11/15/2023	0.00	668.33	668.33
11/15/2021	Paydown	43815NAC8	6,455,000.00	Honda Auto Receivables Trust 2019-3 A3 1.78% Due 8/15/2023	307,912.13	4,037.53	311,949.66
11/15/2021	Paydown	47788EAC2	2,512,011.71	John Deere Owner Trust 2018-B A3 3.08% Due 11/15/2022	108,636.98	3,731.86	112,368.84
11/15/2021	Paydown	44891RAC4	3,350,000.00	Hyundai Auto Receivables Trust 2020-C A3 0.38% Due 5/15/2025	0.00	1,060.83	1,060.83
11/15/2021	Paydown	65479JAD5	4,780,000.00	Nissan Auto Receivables Owner 2019-C A3 1.93% Due 7/15/2024	108,406.13	5,965.68	114,371.81

Cash Flow Report

As of December 31, 2020



Payment Date	Transaction Type	CUSIP	Quantity	Security Description	Principal Amount	Income	Total Amount
11/15/2021	Paydown	89238TAD5	3,182,247.57	Toyota Auto Receivables Trust 2018-B A3 2.96% Due 9/15/2022	151,471.03	4,210.69	155,681.72
11/15/2021	Paydown	477870AC3	2,305,000.00	John Deere Owner Trust 2019-B A3 2.21% Due 12/15/2023	63,021.41	3,097.59	66,119.00
11/15/2021	Paydown	47789KAC7	3,650,000.00	John Deere Owner Trust 2020-A A3 1.1% Due 8/15/2024	80,326.79	2,620.52	82,947.31
11/15/2021	Paydown	65479GAD1	3,552,696.94	Nissan Auto Receivables Trust 2018-B A3 3.06% Due 3/15/2023	201,688.34	1,820.63	203,508.97
11/15/2021	Paydown	89236XAC0	2,635,000.00	Toyota Auto Receivables 2020-D A3 0.35% Due 1/15/2025	56,219.67	602.26	56,821.93
11/18/2021	Interest	404280BS7	1,955,000.00	HSBC Holdings PLC Callable Note 1X 5/18/2023 3.95% Due 5/18/2024	0.00	38,611.25	38,611.25
11/18/2021	Paydown	43813KAC6	3,350,000.00	Honda Auto Receivables Trust 2020-3 A3 0.37% Due 10/18/2024	0.00	1,032.92	1,032.92
11/20/2021	Paydown	92348AAA3	3,055,000.00	Verizon Owner Trust 2019-C A1A 1.94% Due 4/22/2024	72,830.48	3,775.93	76,606.41
11/25/2021	Interest	3137B7MZ9	9,650,000.00	FHLMC K036 A2 3.527% Due 10/25/2023	0.00	28,362.96	28,362.96
11/25/2021	Interest	3137B5JM6	2,500,000.00	FHLMC K034 A2 3.531% Due 7/25/2023	0.00	7,356.25	7,356.25
11/25/2021	Interest	404280BA6	7,000,000.00	HSBC Holdings PLC Note 3.6% Due 5/25/2023	0.00	126,000.00	126,000.00
11/25/2021	Interest	3137BM6P6	10,250,000.00	FHLMC K721 A2 3.09% Due 8/25/2022	0.00	26,393.75	26,393.75
11/25/2021	Interest	3137BYPQ7	8,321,483.35	FHLMC K726 A2 2.905% Due 4/25/2024	0.00	20,144.92	20,144.92
11/25/2021	Paydown	3137B4WB8	6,545,000.00	FHLMC K033 A2 3.06% Due 7/25/2023	0.00	16,689.75	16,689.75
NOV 2021					1,150,512.96	423,248.65	1,573,761.61
12/04/2021	Interest	3137EAFA2	9,225,000.00	FHLMC Note 0.25% Due 12/4/2023	0.00	11,531.25	11,531.25
12/08/2021	Interest	3130A0F70	7,000,000.00	FHLB Note 3.375% Due 12/8/2023	0.00	118,125.00	118,125.00

Cash Flow Report

As of December 31, 2020



Payment Date	Transaction Type	CUSIP	Quantity	Security Description	Principal Amount	Income	Total Amount
12/12/2021	Interest	3130AGFP5	5,000,000.00	FHLB Note 2.5% Due 6/12/2026	0.00	62,500.00	62,500.00
12/14/2021	Interest	3130A1XJ2	11,175,000.00	FHLB Note 2.875% Due 6/14/2024	0.00	160,640.63	160,640.63
12/15/2021	Paydown	65479JAD5	4,780,000.00	Nissan Auto Receivables Owner 2019-C A3 1.93% Due 7/15/2024	108,650.04	5,791.33	114,441.37
12/15/2021	Paydown	89238TAD5	3,182,247.57	Toyota Auto Receivables Trust 2018-B A3 2.96% Due 9/15/2022	152,203.14	3,837.06	156,040.20
12/15/2021	Paydown	44891RAC4	3,350,000.00	Hyundai Auto Receivables Trust 2020-C A3 0.38% Due 5/15/2025	0.00	1,060.83	1,060.83
12/15/2021	Paydown	47788EAC2	2,512,011.71	John Deere Owner Trust 2018-B A3 3.08% Due 11/15/2022	109,162.07	3,453.02	112,615.09
12/15/2021	Paydown	47789KAC7	3,650,000.00	John Deere Owner Trust 2020-A A3 1.1% Due 8/15/2024	80,547.69	2,546.89	83,094.58
12/15/2021	Paydown	65479GAD1	3,552,696.94	Nissan Auto Receivables Trust 2018-B A3 3.06% Due 3/15/2023	186,300.70	1,306.33	187,607.03
12/15/2021	Paydown	89236XAC0	2,635,000.00	Toyota Auto Receivables 2020-D A3 0.35% Due 1/15/2025	56,069.22	585.86	56,655.08
12/15/2021	Paydown	43815NAC8	6,455,000.00	Honda Auto Receivables Trust 2019-3 A3 1.78% Due 8/15/2023	295,906.75	3,580.79	299,487.54
12/15/2021	Paydown	477870AC3	2,305,000.00	John Deere Owner Trust 2019-B A3 2.21% Due 12/15/2023	63,152.71	2,981.52	66,134.23
12/15/2021	Paydown	58769EAC2	2,005,000.00	Mercedes-Benz Auto Lease Trust 2020-B A3 0.4% Due 11/15/2023	0.00	668.33	668.33
12/18/2021	Paydown	43813KAC6	3,350,000.00	Honda Auto Receivables Trust 2020-3 A3 0.37% Due 10/18/2024	0.00	1,032.92	1,032.92
12/19/2021	Interest	3137EAEN5	6,000,000.00	FHLMC Note 2.75% Due 6/19/2023	0.00	82,500.00	82,500.00
12/20/2021	Paydown	92348AAA3	3,055,000.00	Verizon Owner Trust 2019-C A1A 1.94% Due 4/22/2024	72,994.35	3,658.19	76,652.54
12/25/2021	Interest	3137B7MZ9	9,650,000.00	FHLMC K036 A2 3.527% Due 10/25/2023	0.00	28,362.96	28,362.96
12/25/2021	Interest	3137B5JM6	2,500,000.00	FHLMC K034 A2 3.531% Due 7/25/2023	0.00	7,356.25	7,356.25

Cash Flow Report

As of December 31, 2020



Payment Date	Transaction Type	CUSIP	Quantity	Security Description	Principal Amount	Income	Total Amount
12/25/2021	Interest	3137BYPQ7	8,321,483.35	FHLMC K726 A2 2.905% Due 4/25/2024	0.00	20,144.92	20,144.92
12/25/2021	Interest	3137BM6P6	10,250,000.00	FHLMC K721 A2 3.09% Due 8/25/2022	0.00	26,393.75	26,393.75
12/25/2021	Paydown	3137B4WB8	6,545,000.00	FHLMC K033 A2 3.06% Due 7/25/2023	0.00	16,689.75	16,689.75
12/26/2021	Interest	931142EK5	6,575,000.00	Wal-Mart Stores Callable Note Cont 5/26/2023 3.4% Due 6/26/2023	0.00	111,775.00	111,775.00
12/31/2021	Interest	912828V23	10,000,000.00	US Treasury Note 2.25% Due 12/31/2023	0.00	112,500.00	112,500.00
12/31/2021	Interest	912828XX3	11,000,000.00	US Treasury Note 2% Due 6/30/2024	0.00	110,000.00	110,000.00
12/31/2021	Interest	912828N30	8,000,000.00	US Treasury Note 2.125% Due 12/31/2022	0.00	85,000.00	85,000.00
12/31/2021	Interest	912828XG0	10,000,000.00	US Treasury Note 2.125% Due 6/30/2022	0.00	106,250.00	106,250.00
DEC 2021					1,124,986.67	1,090,272.58	2,215,259.25
TOTAL					108,910,676.36	12,627,570.47	121,538,246.83



Account #10597

Chandler Asset Management, Inc. ("Chandler") is an SEC registered investment adviser. For additional information about our firm, please see our current disclosures (Form ADV). To obtain a copy of our current disclosures, you may contact your client service representative by calling the number on the front of this statement or you may visit our website at www.chandlerasset.com.

Information contained in this monthly statement is confidential and is provided for informational purposes only and should not be construed as specific investment or legal advice. The information contained herein was obtained from sources believed to be reliable as of the date of this statement, but may become outdated or superseded at any time without notice.

Custody: Your qualified custodian bank maintains control of all assets reflected in this statement and we urge you to compare this statement to the one you receive from your qualified custodian. Chandler does not have any authority to withdraw or deposit funds from/to the custodian account.

Valuation: Prices are provided by IDC, an independent pricing source. In the event IDC does not provide a price or if the price provided is not reflective of fair market value, Chandler will obtain pricing from an alternative approved third party pricing source in accordance with our written valuation policy and procedures. Our valuation procedures are also disclosed in Item 5 of our Form ADV Part 2A.

Performance: Performance results are presented gross-of-advisory fees and represent the client's Total Return. The deduction of advisory fees lowers performance results. These results include the reinvestment of dividends and other earnings. Past performance may not be indicative of future results. Therefore, clients should not assume that future performance of any specific investment or investment strategy will be profitable or equal to past performance levels. All investment strategies have the potential for profit or loss. Economic factors, market conditions or changes in investment strategies, contributions or withdrawals may materially alter the performance and results of your portfolio.

Source ice Data Indices, LLC ("ICE"), used with permission. ICE PERMITS USE OF THE ICE INDICES AND RELATED DATA ON AN "AS IS" BASIS; ICE, ITS AFFILIATES AND THEIR RESPECTIVE THIRD PARTY SUPPLIERS DISCLAIM ANY AND ALL WARRANTIES AND REPRESENTATIONS, EXPRESS AND/OR IMPLIED, INCLUDING ANY WARRANTIES OF MERCHANTABILITY OR FITNESS FOR A PARTICULAR PURPOSE OR USE, INCLUDING THE INDICES, INDEX DATA AND ANY DATA INCLUDED IN, RELATED TO, OR DERIVED THEREFROM. NEITHER ICE DATA, ITS AFFILIATES OR THEIR RESPECTIVE THIRD PARTY PROVIDERS GUARANTEE THE QUALITY, ADEQUACY, ACCURACY, TIMELINESS OR COMPLETENESS OF THE INDICES OR THE INDEX DATA OR ANY COMPONENT THEREOF, AND THE INDICES AND INDEX DATA AND ALL COMPONENTS THEREOF ARE PROVIDED ON AN "AS IS" BASIS AND LICENSEE'S USE IS AT LICENSEE'S OWN RISK. ICE DATA, ITS AFFILIATES AND THEIR RESPECTIVE THIRD PARTY DO NOT SPONSOR, ENDORSE, OR RECOMMEND CHANDLER, OR ANY OF ITS PRODUCTS OR SERVICES.

Index returns assume reinvestment of all distributions. Historical performance results for investment indexes generally do not reflect the deduction of transaction and/or custodial charges or the deduction of an investment management fee, the incurrence of which would have the effect of decreasing historical performance results. It is not possible to invest directly in an index.

Ratings: Ratings information have been provided by Moody's, S&P and Fitch through data feeds we believe to be reliable as of the date of this statement, however we cannot guarantee its accuracy.

Security level ratings for U.S. Agency issued mortgage-backed securities ("MBS") reflect the issuer rating because the securities themselves are not rated. The issuing U.S. Agency guarantees the full and timely payment of both principal and interest and carries a AA+/Aaa/AAA by S&P, Moody's and Fitch respectively.



PMIA/LAIF Performance Report as of 01/15/21



PMIA Average Monthly Effective Yields⁽¹⁾

Dec	0.540
Nov	0.576
Oct	0.620

Quarterly Performance Quarter Ended 12/31/20

LAIF Apportionment Rate ⁽²⁾ :	0.63
LAIF Earnings Ratio ⁽²⁾ :	0.00001719170547343
LAIF Fair Value Factor ⁽¹⁾ :	1.002271318
PMIA Daily ⁽¹⁾ :	0.49%
PMIA Quarter to Date ⁽¹⁾ :	0.58%
PMIA Average Life ⁽¹⁾ :	165

Pooled Money Investment Account Monthly Portfolio Composition ⁽¹⁾ 12/31/20 \$107.4 billion

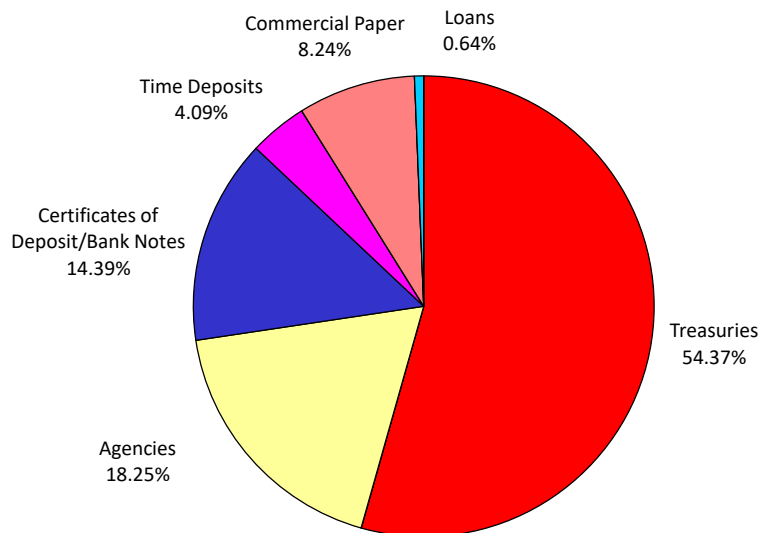


Chart does not include 0.01% of mortgages. Percentages may not total 100% due to rounding.

Daily rates are now available here. [View PMIA Daily Rates](#)

Notes: The apportionment rate includes interest earned on the CalPERS Supplemental Pension Payment pursuant to Government Code 20825 (c)(1) and interest earned on the Wildfire Fund loan pursuant to Public Utility Code 3288 (a).

Source:

⁽¹⁾ State of California, Office of the Treasurer

⁽²⁾ State of California, Office of the Controller

FY 2021 – Period 6

General Ledger Financial Inquiry - 01 945 0 0 0 0 0 2021 2021					
Dept:	<input type="text" value="01"/>	City of Sunnyvale	Organization:	<input type="text"/>	
Fund:	<input type="text" value="945"/>	Treasurers Fund	Grant / Detail:	<input type="text"/>	
Subfund:	<input type="text"/>		Project / Detail:	<input type="text"/>	
Fiscal Period:	<input type="text" value="Month 06"/>	<input type="text" value="2021"/>	Account / Balance:	<input type="text" value="Year Activity"/>	Appn Yr: <input type="text" value="2021"/>
GI Acct / Sub	Titles	Beginning Bal	Debit	Credit	Ending Bal
0100		0.00			0.00
	Total for: 0100	0.00	0.00	0.00	0.00
0300 1000		0.00			0.00
0300 16000		0.00			0.00
	Total for: 0300	0.00	0.00	0.00	0.00
1000	Union Bank General Account	-2,808,928,784.00	352,401,330.79	787,520,342.54	-3,244,047,795.75
	Total for: 1000	-2,808,928,784.00	352,401,330.79	787,520,342.54	-3,244,047,795.75
1010	Union Bank Payroll Account	0.00	12,265,879.63	12,265,879.63	0.00
	Total for: 1010	0.00	12,265,879.63	12,265,879.63	0.00
1050	Union Bank Interest Checking	4,838,187.96	6,038,937.35		10,877,125.31
	Total for: 1050	4,838,187.96	6,038,937.35	0.00	10,877,125.31
1100	Pooled Investments	744,688,753.62	257,142,556.67	312,476,223.33	689,355,086.96
	Total for: 1100	744,688,753.62	257,142,556.67	312,476,223.33	689,355,086.96
1102	Prem/Disc Allocation Clearing	2,907,183.49	-199,798.27	227,568.05	2,479,817.17
	Total for: 1102	2,907,183.49	-199,798.27	227,568.05	2,479,817.17
1103	Realized Gain/Loss Alloc Clearing	0.00		82,465.74	-82,465.74
	Total for: 1103	0.00	0.00	82,465.74	-82,465.74
1104	Equity in Non-Pooled Cash and In	0.00			0.00
	Total for: 1104	0.00	0.00	0.00	0.00
1105	Change in FV of City Investments	28,474,204.56			28,474,204.56
	Total for: 1105	28,474,204.56	0.00	0.00	28,474,204.56