



Sunnyvale

Climate Action Playbook Quarterly Update

November 16, 2020

Nupur Hiremath, Environmental Programs Manager
Madeline Willett, Environmental Engineering Coordinator



Today's Agenda

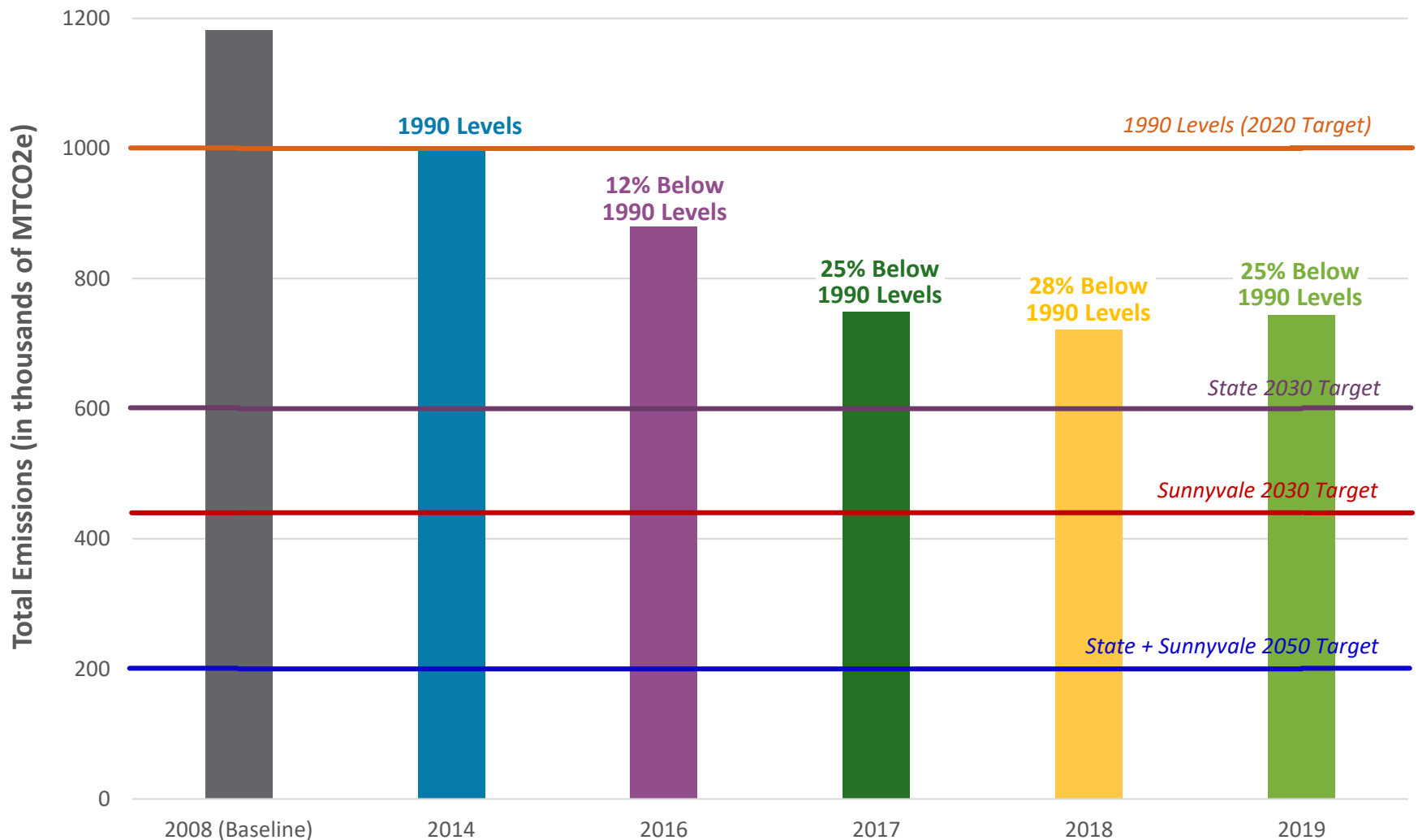
- 2019 GHG Inventory
- Playbook Moves Progress Update



Sunnyvale

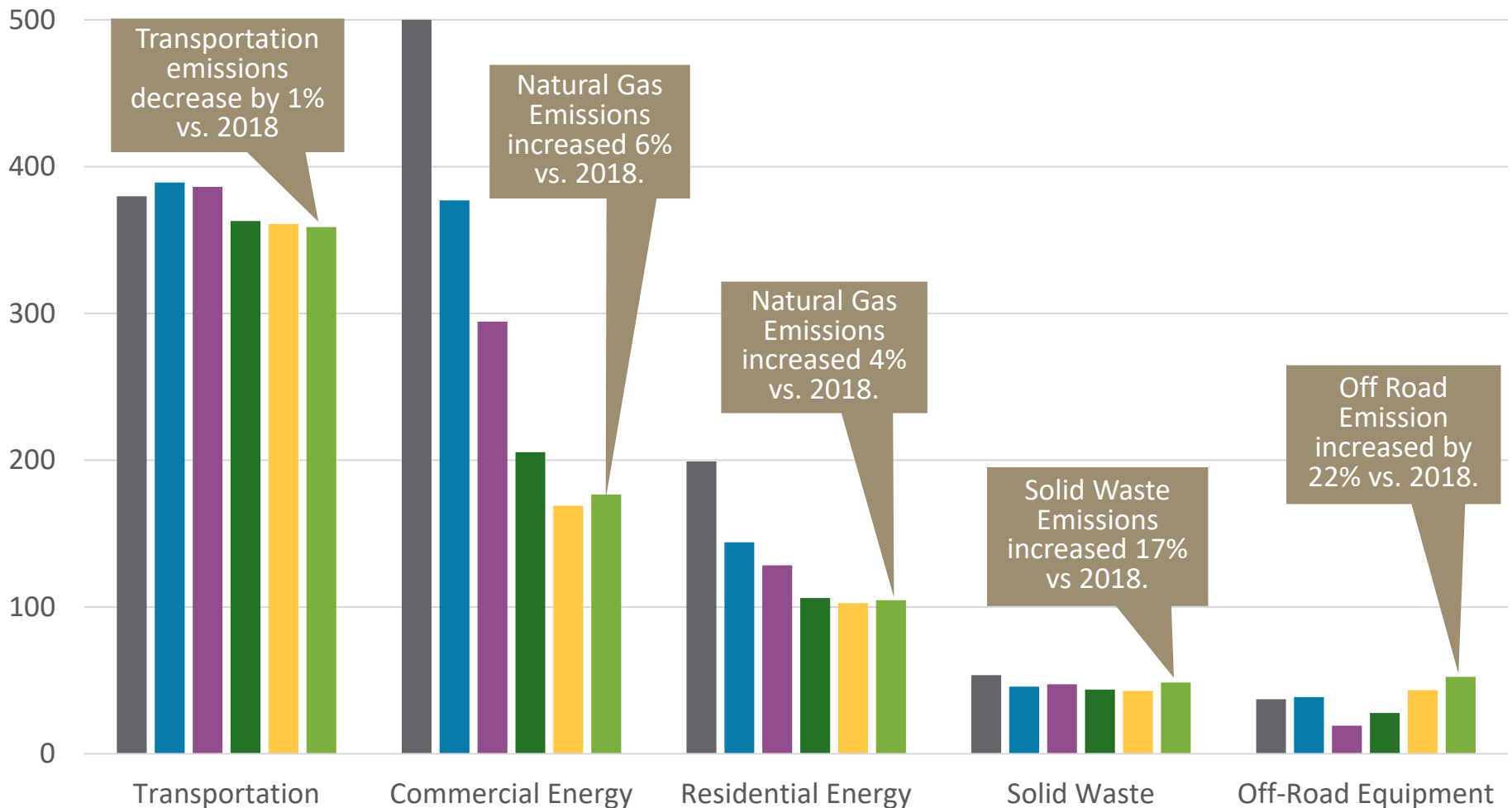
Sunnyvale 2019 Community Greenhouse Gas Emissions

Total Emissions by Year



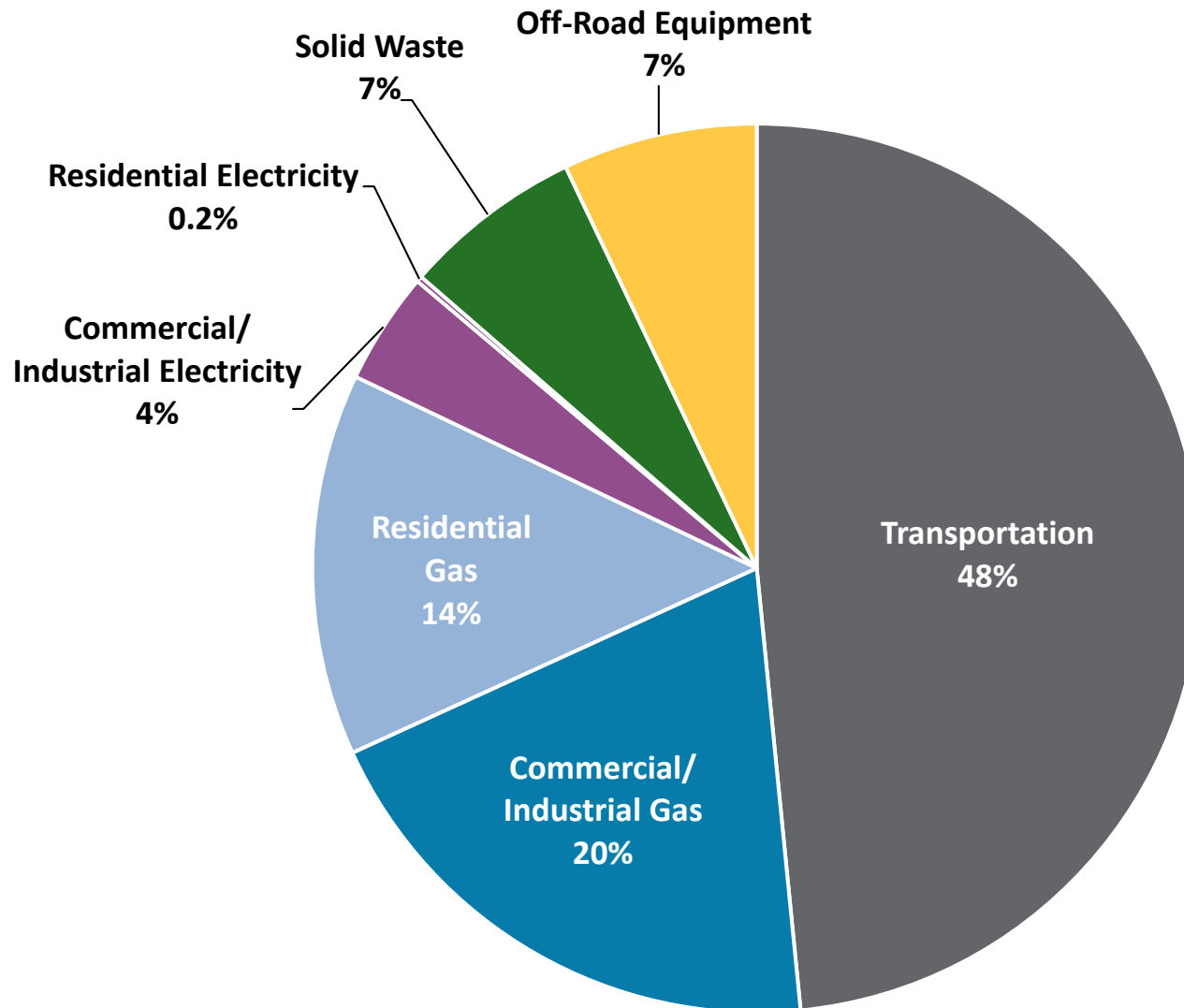
Emissions from 2008-2019 by Sector

■ 2008 (Baseline) ■ 2014 ■ 2016 ■ 2017 ■ 2018 ■ 2019



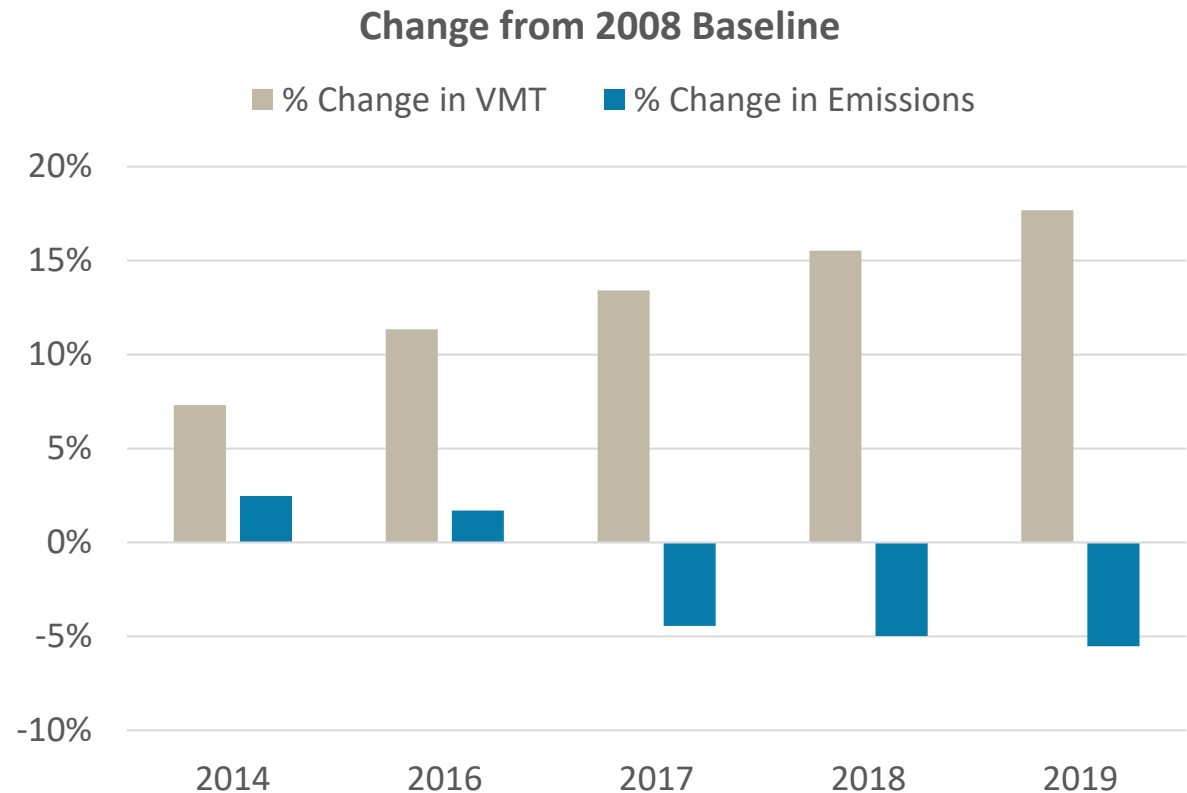
Emissions from Caltrain, water treatment and distribution, and wastewater treatment are <1% of total and therefore not shown here

2019 Emissions by Sector

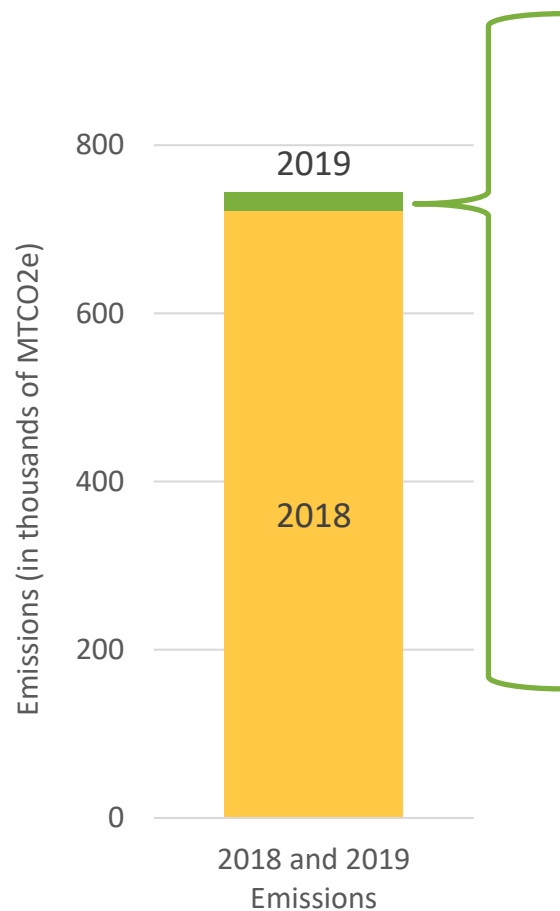


Transportation Emission Trends

Emissions have decreased due to an increase in EV ownership and fuel efficiency



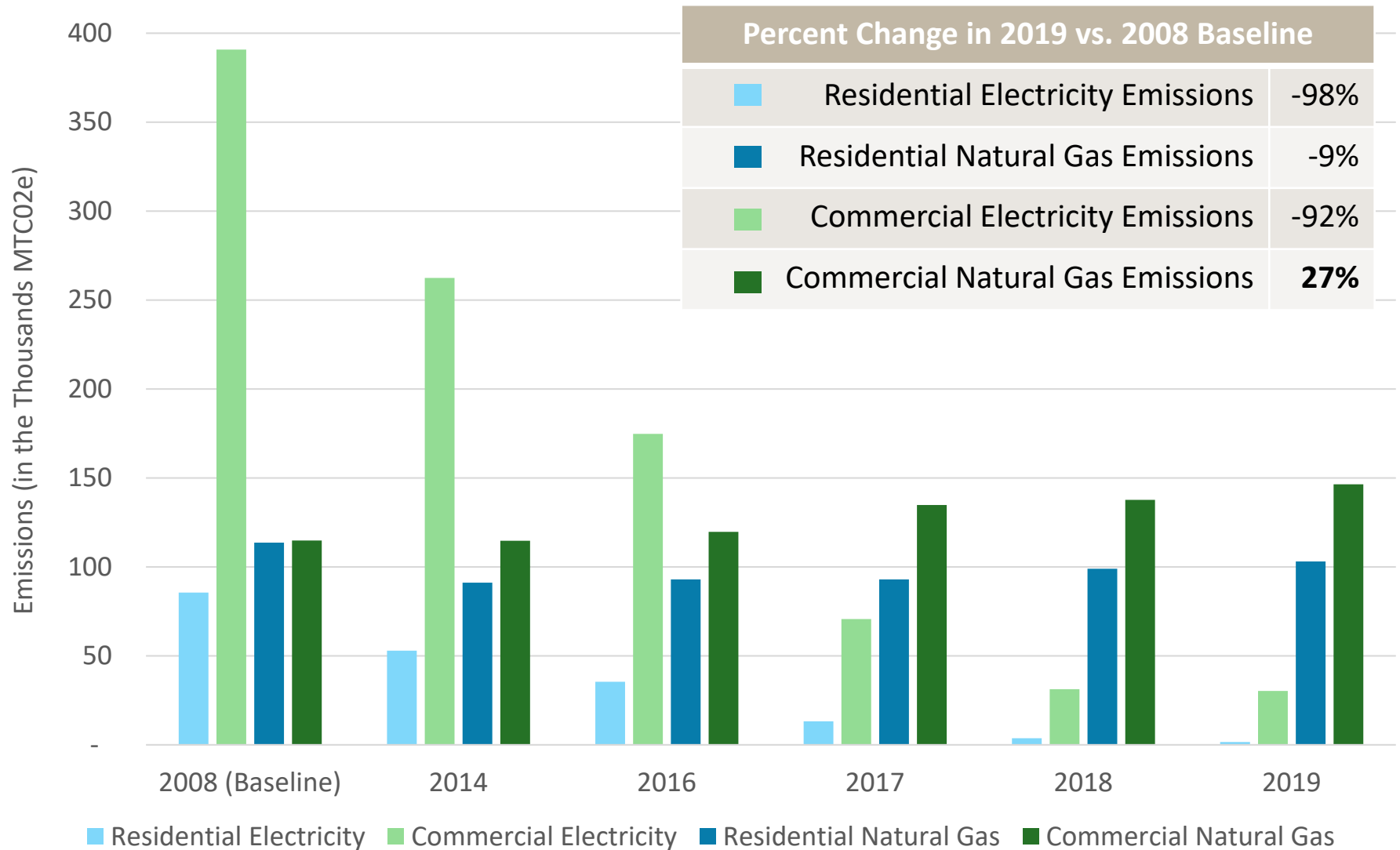
Key Emissions Drivers in 2019



3% Increase from 2018-2019

	Change from 2018 (in MTCO ₂ e)	% Change from 2018 levels	Portion of the Overall Increase
Natural Gas Emissions	12,819	5%	47%
Off-Road Emissions	9,029	22%	33%
Solid Waste Emissions	5,674	17%	21%

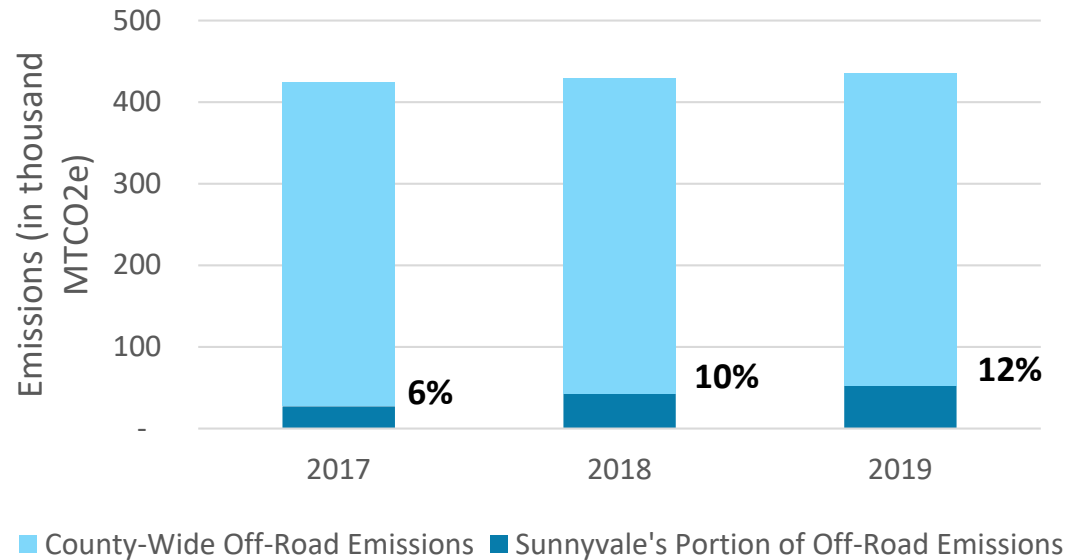
Energy Sector Emission Trends



Off-Road & Solid Waste Emissions

Off-Road:

- Sunnyvale's proportion of County-wide emissions has increased due to higher proportion of housing
- County-wide emissions in this category have increased



Solid Waste:

- Emissions increased 17%

Looking Forward

- Transportation remains the largest contributor, but is decreasing due to EV adoption
- Natural Gas consumption has continued to grow
- We continue to try to refine our methodology

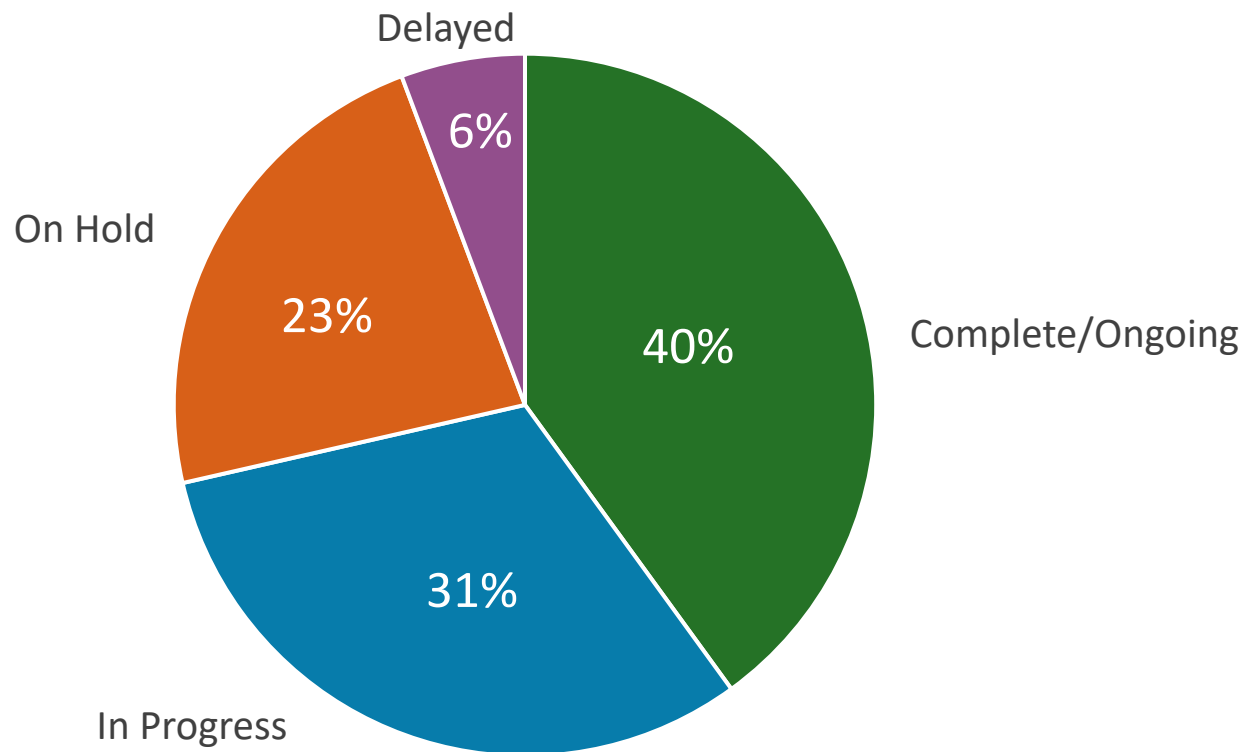


Sunnyvale

Playbook Move Progress To Date

Progress Updates for Scheduled Moves

35 Moves Scheduled for FY 19/20



Progress Updates for Scheduled Moves

Key Accomplishments

Strategy 2

- Move 2.B: BayREN Home+ Program workshops and rebates.
- Move 2.C: SVCE FutureFit Heat Pump Rebate program: 40% of overall participation was in Sunnyvale.
- Move 2.D: New Buildings: City Hall, Emergency Operation Center, Cleanwater Center, and Lakewood Branch Library.

Strategy 3

- Move 3.A: New Housing Strategy adopted by City Council in October 2020.
- Move 3.E: Active Transportation Plan adopted by City Council in August 2020.

Progress Updates for Scheduled Moves

Key Accomplishments

Strategy 4

- Move 4.G: Adopted GSI Plan in September 2019. Completed its first “green street” on Caribbean Drive in August 2020.

Strategy 5

- Move 5.B: SVCE launched the eHub resource center in 2020.
- Move 5.G: Developed Climate Action Scoreboard.
- Move 5.H: Completed 2019 Community GHG inventory.

Progress Updates for Scheduled Moves

Key Moves “In Progress”

Strategy 2

- Move 2.E: City Council final adoption of Reach Codes expected by end of 2020.

Strategy 3

- Move 3.K: Launched community electric vehicle education program – Drive Electric Sunnyvale. 3-4 virtual events planned in FY21.

Strategy 4

- Move 4.A: Pilot FoodCycle program at multi-family dwelling units underway.

Pandemic Staffing & Funding Impacts

- Personnel Impact – Freeze on positions:
 - ◆ ESD – Environmental Programs Specialist
 - ◆ DPW – Transportation Planner for TDM Program
- Non-Personnel Impact:
 - ◆ CAP Projects Budget has available funds:
 - Consultant support
 - Vendors/services
- Timing of some Next Moves delayed due to:
 - ◆ frozen staff positions
 - ◆ shifting of resources for COVID-related operations
 - ◆ logistical limitations on in-person interactions





Sunnyvale's new Climate Action Scoreboard:

[Sunnyvaleclimateaction.org](https://sunnyvaleclimateaction.org)



Questions?

Thank you!