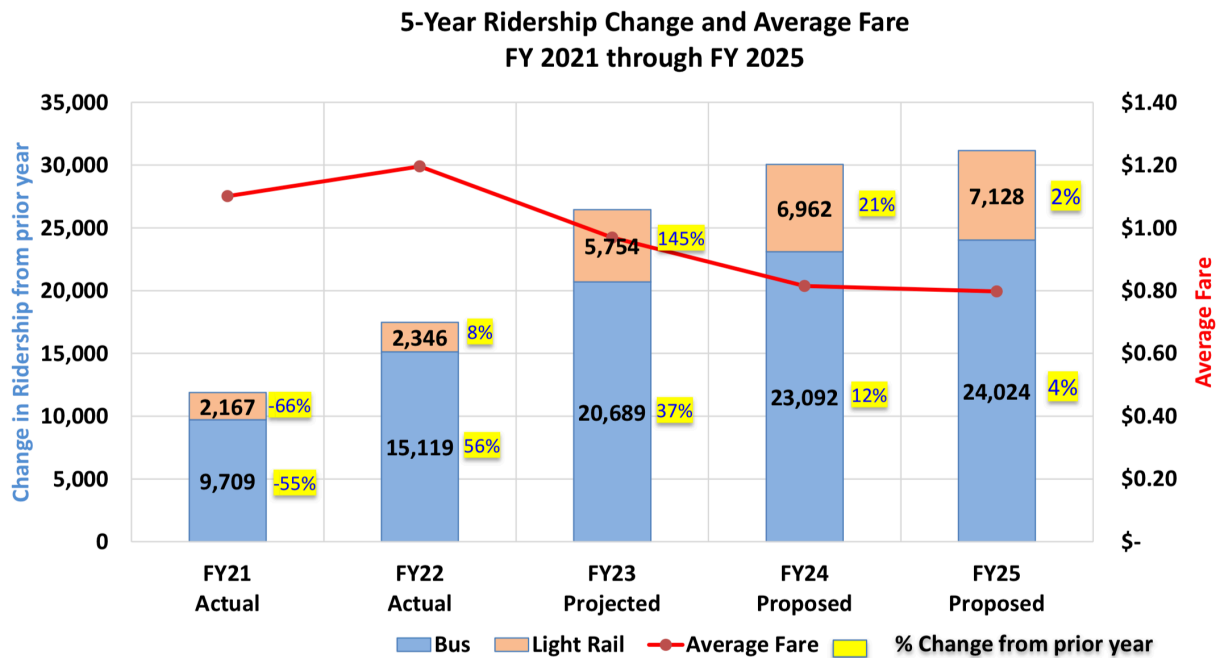
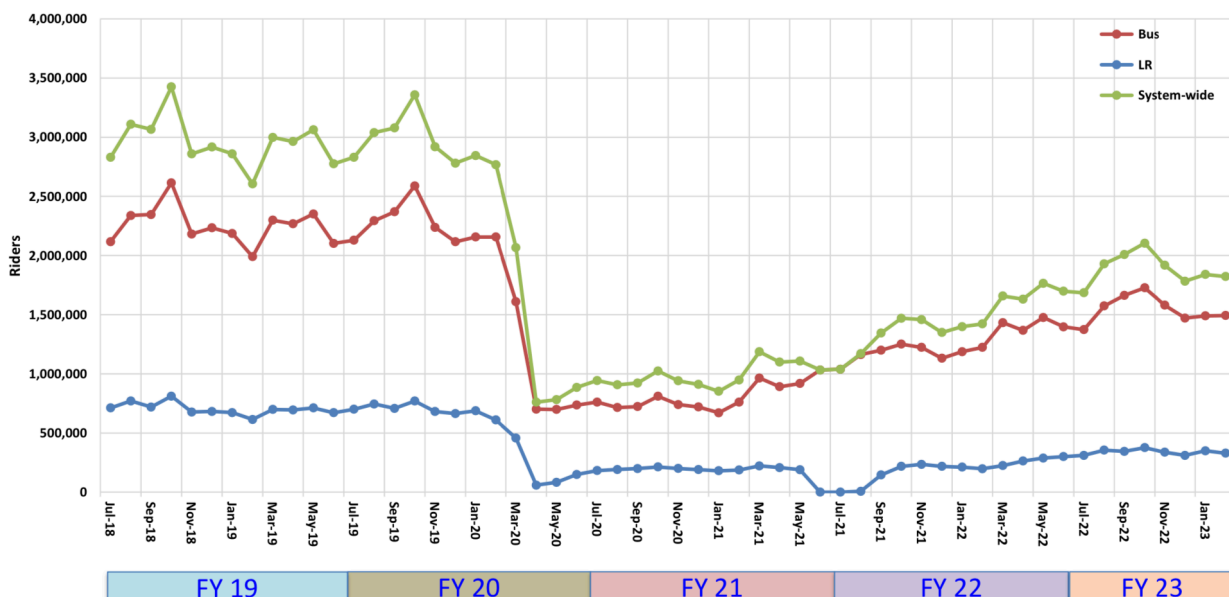


Summary of VTA BPAC Meeting, 2023-05-10

1. SVBC Representative has begun attending as *ex officio* member of VTA BPAC.
2. Review of VTA Budget. Anticipating balanced for next 10 yrs.
 1. review of Compensation, Training, Facilities, as part of focus on People, Programs, Performance.
2. 603 M\$ budget FY24. Revenue sources:
 1. fares, 25M\$ (20 M\$ Bus, 5 M\$ Rail)



FY19 – FY23 Ridership Trend (Actuals)



2. 1/2 cent sales tax on diesel fuel 280 M\$
3. Transport Dev Act 125 M\$
4. Measure A Sales Tax 58 M\$
5. Measure B 15.5 M\$
3. Expenses:
 1. Service delivery, 519 M\$
 2. Contracted services 40 M\$
 3. Debt 20.7 M\$
 4. Labor 425 M\$ (~ 2300 employees)
 5. Materials & Supplies (parts) 28 M\$
 6. Fuel & Elect. 20 M\$ (declining due to falling e- costs)
 7. Express lanes along 101 & 237 yield ~ 1.8M\$ net yearly, on Revenue ~ 10 M\$ - Expenses ~ 8.2 M\$.
4. Side Comment: Homestead Safe Routes to school will be aided by Congresswoman Eschoo hoping to allocate Federal \$, and to unite 4 affected jurisdictions, with project lead by VTA.
5. Measure B project applications: 6 studies. No building yet. Total 1.7 M\$. Available funding 1.2 M\$.
 1. Foothill Expressway Multi-modal complete streets
 2. East San Jose Story Road Complete Streets
 3. Hamilton Ave/ Hwy 17 bike over-crossing
 4. Mira note Ave Bikeways
 5. Bowers Ave Class IV bikeway




11.c

Ranked FY2022 & FY2023 Project List & Funding Recommendation

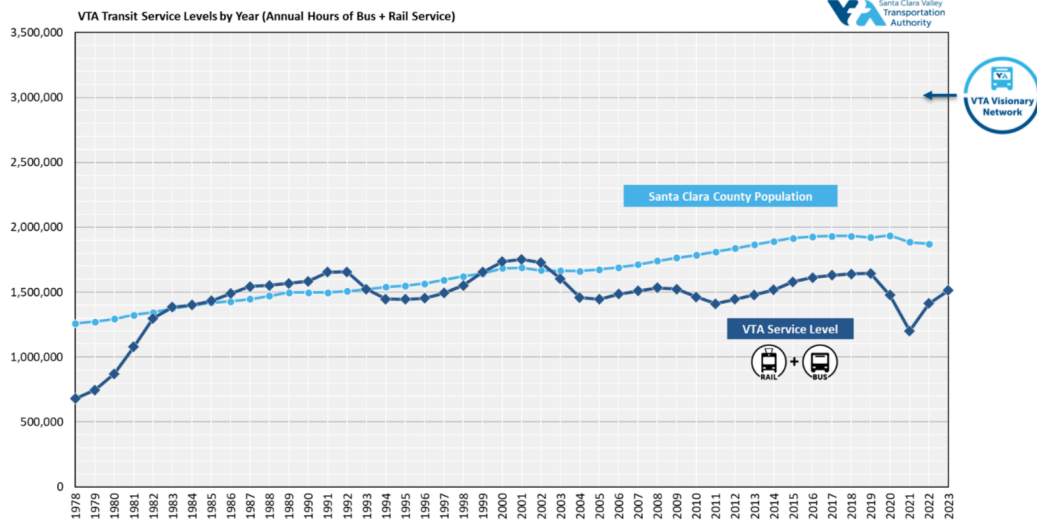
Rank	Score	Project Name	Project Sponsor	Total Project Cost	2016 Measure B Request Amount	Staff Recommendation	Award
1	94.50	East San Jose Story Road Complete Streets Study ("ESJ Study")	City of San Jose	\$350,000	\$245,000	Fully Funded	\$245,000
2	81.30	Foothill Expressway Multi-modal Feasibility Study	Santa Clara County Dept. of Roads and Airports	\$450,000	\$350,000	Fully Funded	\$350,000
3	78.42	Hamilton Avenue/Highway 17 Bicycle Overcrossing Planning Study	City of Campbell	\$380,000	\$266,000	Fully Funded	\$266,000
4	77.17	Miramonte Avenue Bikeways Preliminary Design Study	City of Mountain View	\$200,000	\$160,000	Fully Funded	\$160,000
5	74.82	Bowers Avenue Class IV Bikeway Study	City of Santa Clara	\$300,000	\$210,000	Partially Funded	\$154,000
6	56.54	Loyola Corners Streetscape Plan	City of Los Altos	\$500,000	\$425,000	-	-
				Total Funding Request	\$1,656,000	Cumulative Funding Recommendation	\$1,175,000

6. Loyola Corners not funded.
6. VTA Transport Vision: Fast, Frequent, Reliable
 1. Main thrust is to increase service frequency and span
 2. Increase ridership fraction of population, to levels typical in Denver and AC Transit.
 3. Interesting side note from Q&A: Light Rail hourly cost ~ 3-4x Bus hourly cost.
7. Saturday May 13: Los Altos Family Bike Day.
 1. in new downtown community center
 2. will have Blender Bike available
8. Gilroy Gardens bike in the park festival, this weekend
9. Morgan Hill: Saturday open streets for bikes, with some streets closed.

Visionary Transit Network: Proposed Service Enhancements

		WEEKDAY enhancements	WEEKEND enhancements	GENERAL enhancements
Frequent Network	 LIGHT RAIL	Every 10 minutes + improved span	Every 15 minutes + match weekday span	Owl Service (core bus routes & rail segments only)
	 RAPID + FREQUENT	Every 10 minutes + improved span	Every 15 minutes + match weekday span	
	 LOCAL	Every 20-30 minutes + improved span	Every 20-30 minutes + match weekday span Weekend service on all non-school routes	Upgrade Local → Frequent (as demand warrants)

VTA Transit Service Levels Not Keeping Up with Population



The Visionary Transit Network would bring VTA service per capita in line with peers

