

# CRESCENT AVENUE

DIGITAL COLOR BOARDS

MARCH 1, 2023



# CRESCENT AVENUE

JOB# 980-21222

## COLOR SELECTION CHART

**Bassenian | Lagoni**  
ARCHITECTURE • PLANNING • INTERIORS

PAINT: SHERWIN WILLIAMS ROOF: <b>GAF</b> WROUGHT IRON: SW 6990 CAVIAR WINDOW FRAME: VPI - BRONZE	FEBRUARY 6, 2007 REVISED MAY 18, 2022(REVISED ALL SCHEMES TO CRAFTSMAN) <b>*REVISED SEPTEMBER 21, 2022(ROOF TO GAF)</b>
-----------------------------------------------------------------------------------------------------------	-------------------------------------------------------------------------------------------------------------------------------

	1	2
TAILS, EAVES, KICKERS, BEAMS & GARAGE DOORS	SW 7005 PURE WHITE	SW 7040 SMOKEHOUSE
SHUTTERS & FRONT ENTRY DOORS	SW 6069 FRENCH ROAST	SW 6230 RAINSTORM
BASE STUCCO	SW 7668 MARCH WIND	SW 7638 JOGGING PATH
SIDING	SW 6235 FOGGY DAY	SW 6207 RETREAT
GABLE SIDING	SW 7005 PURE WHITE	SW 7040 SMOKEHOUSE
COMP ROOF	<b>CHARCOAL</b>	<b>MISSION BROWN</b>

## SCHEME 1

---



COMP ROOF  
GAF CHARCOAL


---



BASE STUCCO  
SW 7688 MARCH WIND



SIDING  
SW 6235 FOGGY DAY



FASCIA. EAVES, TRIM, HEADERS, POSTS,  
GARAGE DOORS & BEAMS  
SW 7005 PURE WHITE



FRONT ENTRY DOOR  
SW 6069 FRENCH ROAST



GABLE SIDING  
SW 7005 PURE WHITE



WROUGHT IRON  
SW 6990 CAVIAR



## SCHEME 2

---




COMP ROOF  
GAF MISSION BROWN


---



BASE STUCCO  
SW 7638 JOGGING PATH




FASCIA, EAVES, TRIM, HEADERS, POSTS,  
GARAGE DOORS & BEAMS  
SW 7040 SMOKEHOUSE



FRONT ENTRY DOOR  
SW 6230 RAINSTORM



SIDING  
SW 6207 RETREAT



GABLE SIDING  
SW 7040 SMOKEHOUSE



WROUGHT IRON  
SW 6990 CAVIAR



**148 CRESCENT AVENUE**

JOB# 980-21222

**COLOR SELECTION CHART**



**PAINT:** SHERWIN WILLIAMS  
**WINDOW FRAME:** TBD  
**ROOF:** EAGLE  
**STONE:** CREATIVE MINES

FEBRUARY 27, 2023

<b>TAILS, EAVES, KICKERS, BEAMS &amp; GARAGE DOORS</b>	SW 7005 PURE WHITE
<b>FRONT ENTRY DOORS</b>	SW 6069 FRENCH ROAST
<b>SIDING</b>	SW 7010 WHITE DUCK
<b>BRICK</b>	EXISTING
<b>COMP ROOF</b>	WEATHERED WOOD




# 148 CRESCENT AVENUE

---




COMP ROOF  
GAF BARKWOOD

---



SIDING  
SW 7010 WHITE DUCK



FASCIA. EAVES, TRIM, HEADERS, POSTS,  
GARAGE DOORS & BEAMS  
SW 7005 PURE WHITE



FRONT ENTRY DOOR  
SW 6069 FRENCH ROAST