

References

Subject Property – 1222 Susan Way

APN: 198-13-071

Lot Size: 5,800 sf (58' wide by 100' deep)

Existing side setbacks:

Right side = 5'0"

Left side = 5'0"



Neighboring Property – 1229 Heatherstone Way

With the same lot size (58' wide by 100' deep) as the subject property.

Side setbacks:

Right side = 5'0"

Left side = 5'0"



Neighboring Property – 1213 Heatherstone Way

With the same lot size (58' wide by 100' deep) as the subject property.


Side setbacks:

Right side = 5'0"


Left side = 5'0"




Neighboring Property - 1221 Susan Way
Right across street



Neighboring Property - 1255 Susan Way



Neighboring Property - 1235 Susan Way



Neighboring Property - 1233 Susan Way



Neighboring Property - 1205 Susan Way

